

# Sunday Morning Threesome

Sunday 9:00 am

Classic Lanes

Lanes 1 - 16

Note: This report includes information through March 29 which is week 33 of 33

## Team 11: Wisconsin Lift Truck

Name	Pins	Gms	True Average	Book Ave	High Game	High Sers	Points Won	Points Lost	%Won
Johnson, David	18542	90	206.02	206	288	759	48.0	42.0	53.33 %
Wilson, Timothy	16486	78	211.36	197	268	770	47.0	28.0	62.67 %
Rapavi, Beth	13923	66	210.95	206	277	746	37.5	25.5	59.52 %
Johnson, Mitsutyo	4705	30	156.83	174	194	488	12.0	18.0	40.00 %

## Team History

Week No.	Bowling Date	Opp. Team	-1-	-2-	-3-	Total	Last Wk WON	Last Wk Lost	Points Won	Points Lost	Year-To-Date WON	Y-T-D LOST	High Game	High Sers
1	09/07/14	12	576	598	516	1690	8	8	8	8	8	8	598	1690
2	09/14/14	7	0	0	0	0	0	16	8	24	8	24	598	1690
3	09/21/14	3	577	469	511	1557	5½	10 ½	13 ½	34 ½	13 ½	34 ½	598	1690
4	09/28/14	14	543	467	533	1543	0	16	13 ½	50 ½	13 ½	50 ½	598	1690
5	10/05/14	9	674	547	772	1993	11	5	24 ½	55 ½	24 ½	55 ½	772	1993
6	10/05/14	5	612	639	565	1816	4	12	28 ½	67 ½	28 ½	67 ½	772	1993
7	10/12/14	15	500	479	527	1506	11	5	39 ½	72 ½	39 ½	72 ½	772	1993
8	10/19/14	1	569	666	574	1809	7	9	46 ½	81 ½	46 ½	81 ½	772	1993
9	10/26/14	8	627	508	553	1688	14	2	60 ½	83 ½	60 ½	83 ½	772	1993
10	11/02/14	6	700	663	583	1946	15	1	75 ½	84 ½	75 ½	84 ½	772	1993
11	11/09/14	10	532	539	606	1677	10	6	85 ½	90 ½	85 ½	90 ½	772	1993
12	11/09/14	4	544	580	534	1658	4½	11 ½	90	102	90	102	772	1993
13	11/16/14	16	618	601	494	1713	4	12	94	114	94	114	772	1993
14	11/30/14	2	614	724	648	1986	12 ½	3 ½	106 ½	117 ½	106 ½	117 ½	772	1993
15	12/07/14	13	583	614	662	1859	6	10	112 ½	127 ½	112 ½	127 ½	772	1993
16	12/14/14	2	621	666	581	1868	5	11	117 ½	138 ½	117 ½	138 ½	772	1993

## End of 1st part

17	12/21/14	12	547	623	565	1735	10	6	10	6	127 ½	144 ½	772	1993
18	12/28/14	7	599	543	563	1705	2	14	12	20	129 ½	158 ½	772	1993
19	01/04/15	3	590	627	587	1804	13	3	25	23	142 ½	161 ½	772	1993
20	01/11/15	14	766	703	590	2059	10 ½	5 ½	35 ½	28 ½	153	167	772	2059
21	01/18/15	9	597	503	655	1755	9	7	44 ½	35 ½	162	174	772	2059
22	01/25/15	5	520	537	547	1604	5	11	49 ½	46 ½	167	185	772	2059
23	02/01/15	15	581	649	656	1886	14	2	63 ½	48 ½	181	187	772	2059
24	02/08/15	1	704	704	718	2126	16	0	79 ½	48 ½	197	187	772	2126
25	02/08/15	8	714	580	682	1976	12	4	91 ½	52 ½	209	191	772	2126
26	02/15/15	6	553	587	585	1725	6	10	97 ½	62 ½	215	201	772	2126
27	02/22/15	10	623	637	662	1922	5	11	102 ½	73 ½	220	212	772	2126
28	03/01/15	4	615	579	503	1697	8	8	110 ½	81 ½	228	220	772	2126
29	03/08/15	16	763	681	667	2111	12	4	122 ½	85 ½	240	224	772	2126
30	03/08/15	2	590	637	612	1839	8	8	130 ½	93 ½	248	232	772	2126
31	03/15/15	13	612	569	673	1854	10	6	140 ½	99 ½	258	238	772	2126
32	03/22/15	10	621	699	570	1890	6	10	146 ½	109 ½	264	248	772	2126
33	03/29/15	12	537	614	607	1758	0	0	146 ½	109 ½	264	248	772	2126

# Sunday Morning Threesome

Sunday 9:00 am

Classic Lanes

Lanes 1 - 16

Note: This report includes information through March 29 which is week 33 of 33

## David Johnson's Bowling Record - Team 11: Wisconsin Lift Truck

Week No.	Bowling Date	Old Ave	---Average Change---			Total	Pins	Gms	New - Old --> +/-			High Game	High Sers	Points Won	Points Lost	%Won		
			-1-	-2-	-3-													
1	09/07/14	120				0	0	0	-	0.00	=	0.00	0	0		0.00 %		
2	09/14/14	180				0	0	0	-	0.00	=	0.00	0	0	3.0	0.00 %		
3	09/21/14	bk206	254	183	198	635	635	3	211.67	-	0.00	=	211.67	254	635	2.0	4.0	33.33 %
4	09/28/14	bk206	236	161	215	612	1247	6	207.83	-	211.67	=	-3.83	254	635	2.0	7.0	22.22 %
5	10/05/14	bk206	258	162	267	687	1934	9	214.89	-	207.83	=	7.06	267	687	4.0	8.0	33.33 %
6	10/05/14	214	215	205	175	595	2529	12	210.75	-	214.89	=	-4.14	267	687	5.0	10.0	33.33 %
7	10/12/14	210	156	131	150	437	2966	15	197.73	-	210.75	=	-13.02	267	687	7.0	11.0	38.89 %
8	10/19/14	197	203	201	190	594	3560	18	197.78	-	197.73	=	0.04	267	687	9.0	12.0	42.86 %
9	10/26/14	197	245	169	214	628	4188	21	199.43	-	197.78	=	1.65	267	687	12.0	12.0	50.00 %
10	11/02/14	199	288	221	190	699	4887	24	203.63	-	199.43	=	4.20	288	699	14.0	13.0	51.85 %
11	11/09/14	203	192	210	239	641	5528	27	204.74	-	203.63	=	1.12	288	699	17.0	13.0	56.67 %
12	11/09/14	204	162	210	176	548	6076	30	202.53	-	204.74	=	-2.21	288	699	17.5	15.5	53.03 %
13	11/16/14	202	186	206	167	559	6635	33	201.06	-	202.53	=	-1.47	288	699	19.5	16.5	54.17 %
14	11/30/14	201	210	224	212	646	7281	36	202.25	-	201.06	=	1.19	288	699	21.5	17.5	55.13 %
15	12/07/14	202	192	200	247	639	7920	39	203.08	-	202.25	=	0.83	288	699	23.5	18.5	55.95 %
16	12/14/14	203	a183	a183	a183	549	7920	39	203.08	-	203.08	=	0.00	288	699	23.5	18.5	55.95 %

### End of 1st part

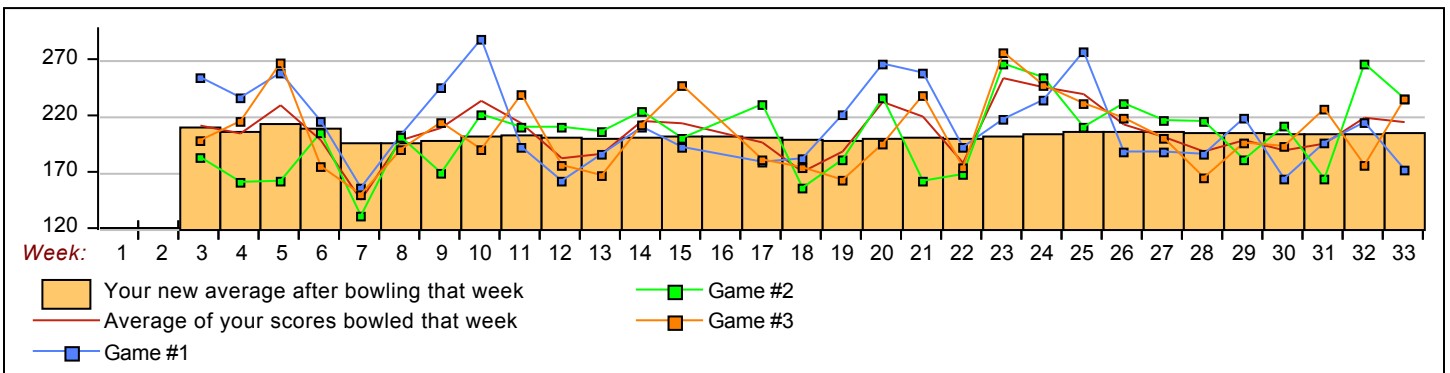
17	12/21/14	203	179	230	181	590	8510	42	202.62	-	203.08	=	-0.46	288	699	24.5	20.5	54.44 %
18	12/28/14	202	182	156	174	512	9022	45	200.49	-	202.62	=	-2.13	288	699	24.5	23.5	51.04 %
19	01/04/15	200	221	181	163	565	9587	48	199.73	-	200.49	=	-0.76	288	699	25.5	25.5	50.00 %
20	01/11/15	199	266	236	195	697	10284	51	201.65	-	199.73	=	1.92	288	699	28.0	26.0	51.85 %
21	01/18/15	201	258	162	238	658	10942	54	202.63	-	201.65	=	0.98	288	699	30.0	27.0	52.63 %
22	01/25/15	202	192	168	174	534	11476	57	201.33	-	202.63	=	-1.30	288	699	31.0	29.0	51.67 %
23	02/01/15	201	217	266	276	759	12235	60	203.92	-	201.33	=	2.58	288	759	34.0	29.0	53.97 %
24	02/08/15	203	234	254	247	735	12970	63	205.87	-	203.92	=	1.96	288	759	37.0	29.0	56.06 %
25	02/08/15	205	277	210	231	718	13688	66	207.39	-	205.87	=	1.52	288	759	40.0	29.0	57.97 %
26	02/15/15	207	188	231	218	637	14325	69	207.61	-	207.39	=	0.21	288	759	41.0	31.0	56.94 %
27	02/22/15	207	188	216	200	604	14929	72	207.35	-	207.61	=	-0.26	288	759	42.0	33.0	56.00 %
28	03/01/15	207	186	215	165	566	15495	75	206.60	-	207.35	=	-0.75	288	759	44.0	34.0	56.41 %
29	03/08/15	206	218	181	196	595	16090	78	206.28	-	206.60	=	-0.32	288	759	45.0	36.0	55.56 %
30	03/08/15	206	164	211	193	568	16658	81	205.65	-	206.28	=	-0.63	288	759	47.0	37.0	55.95 %
31	03/15/15	205	196	164	226	586	17244	84	205.29	-	205.65	=	-0.37	288	759	47.0	40.0	54.02 %
32	03/22/15	205	214	266	176	656	17900	87	205.75	-	205.29	=	0.46	288	759	48.0	42.0	53.33 %
33	03/29/15	205	172	235	235	642	18542	90	206.02	-	205.75	=	0.28	288	759	48.0	42.0	53.33 %

<100	100's	125's	150's	175's	200's	225's	250's	275's	300's
		1	17	23	24	14	8	3	

<400	400's	450's	500's	550's	600's	650's	700's	750's	800's
	1		3	9	9	5	2	1	

<b>Ave of Game 1</b>	<b>Ave of Game 2</b>	<b>Ave of Game 3</b>
211.63	202.17	204.27

High game of **288** on week **10** High series of **759** on week **21** High average of **214.89** after bowling week **5**  
 Low game of **131** on week **7** Low series of **437** on week **7** Low average of **197.73** after bowling week **7**



# Sunday Morning Threesome

Sunday 9:00 am

Classic Lanes

Lanes 1 - 16

Note: This report includes information through March 29 which is week 33 of 33

## Timothy Wilson's Bowling Record - Team 11: Wisconsin Lift Truck

Week No.	Bowling Date	Old Ave	---Average Change---			Total	Pins	Gms	---Average Change---			High Game	High Sers	Points Won	Points Lost	%Won
			-1-	-2-	-3-				New - Old	---> +/-						
1	09/07/14	180				0	0	0	- 0.00	= 0.00	0	0			0.00 %	
2	09/14/14	180				0	0	0	- 0.00	= 0.00	0	0			0.00 %	
3	09/21/14	180				0	0	0	- 0.00	= 0.00	0	0			0.00 %	
4	09/28/14	180				0	0	0	- 0.00	= 0.00	0	0			0.00 %	
5	10/05/14	bk204	224	190	245	659	659	3	219.67	- 0.00	= 219.67	245	659	2.0	1.0	66.67 %
6	10/05/14	bk204	239	222	176	637	1296	6	216.00	- 219.67	= -3.67	245	659	4.0	2.0	66.67 %
7	10/12/14	bk204	165	200	216	581	1877	9	208.56	- 216.00	= -7.44	245	659	6.0	3.0	66.67 %
8	10/19/14	208	200	242	181	623	2500	12	208.33	- 208.56	= -0.22	245	659	8.0	4.0	66.67 %
9	10/26/14	208	230	174	187	591	3091	15	206.07	- 208.33	= -2.27	245	659	10.0	5.0	66.67 %
10	11/02/14	206	211	247	194	652	3743	18	207.94	- 206.07	= 1.88	247	659	13.0	5.0	72.22 %
11	11/09/14	207	197	162	224	583	4326	21	206.00	- 207.94	= -1.94	247	659	14.0	7.0	66.67 %
12	11/09/14	206				0	4326	21	206.00	- 206.00	= 0.00	247	659	14.0	7.0	66.67 %
13	11/16/14	206	228	178	167	573	4899	24	204.13	- 206.00	= -1.88	247	659	14.0	10.0	58.33 %
14	11/30/14	204	220	232	230	682	5581	27	206.70	- 204.13	= 2.58	247	682	17.0	10.0	62.96 %
15	12/07/14	206	173	192	213	578	6159	30	205.30	- 206.70	= -1.40	247	682	18.0	12.0	60.00 %
16	12/14/14	205	224	238	204	666	6825	33	206.82	- 205.30	= 1.52	247	682	20.0	13.0	60.61 %

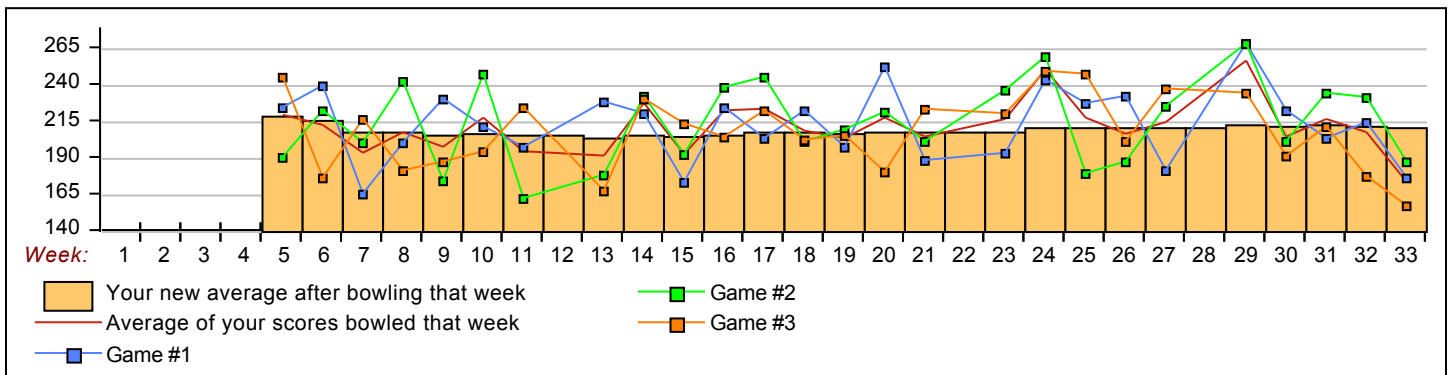
### End of 1st part

17	12/21/14	206	203	245	222	670	7495	36	208.19	- 206.82	= 1.38	247	682	23.0	13.0	63.89 %
18	12/28/14	208	222	201	202	625	8120	39	208.21	- 208.19	= 0.01	247	682	24.0	15.0	61.54 %
19	01/04/15	208	197	209	205	611	8731	42	207.88	- 208.21	= -0.32	247	682	27.0	15.0	64.29 %
20	01/11/15	207	252	221	180	653	9384	45	208.53	- 207.88	= 0.65	252	682	28.0	17.0	62.22 %
21	01/18/15	208	188	201	223	612	9996	48	208.25	- 208.53	= -0.28	252	682	29.0	19.0	60.42 %
22	01/25/15	208				0	9996	48	208.25	- 208.25	= 0.00	252	682	29.0	19.0	60.42 %
23	02/01/15	208	193	236	220	649	10645	51	208.73	- 208.25	= 0.48	252	682	31.0	20.0	60.78 %
24	02/08/15	208	243	259	249	751	11396	54	211.04	- 208.73	= 2.31	259	751	34.0	20.0	62.96 %
25	02/08/15	211	227	179	247	653	12049	57	211.39	- 211.04	= 0.35	259	751	36.0	21.0	63.16 %
26	02/15/15	211	232	187	201	620	12669	60	211.15	- 211.39	= -0.24	259	751	37.0	23.0	61.67 %
27	02/22/15	211	181	225	237	643	13312	63	211.30	- 211.15	= 0.15	259	751	39.0	24.0	61.90 %
28	03/01/15	211				0	13312	63	211.30	- 211.30	= 0.00	259	751	39.0	24.0	61.90 %
29	03/08/15	211	268	268	234	770	14082	66	213.36	- 211.30	= 2.06	268	770	42.0	24.0	63.64 %
30	03/08/15	213	222	201	191	614	14696	69	212.99	- 213.36	= -0.38	268	770	42.0	27.0	60.87 %
31	03/15/15	212	203	234	211	648	15344	72	213.11	- 212.99	= 0.13	268	770	45.0	27.0	62.50 %
32	03/22/15	213	214	231	177	622	15966	75	212.88	- 213.11	= -0.23	268	770	47.0	28.0	62.67 %
33	03/29/15	212	176	187	157	520	16486	78	211.36	- 212.88	= -1.52	268	770	47.0	28.0	62.67 %

<100	100's	125's	150's	175's	200's	225's	250's	275's	300's
			6	19	28	21	4		
<400	400's	450's	500's	550's	600's	650's	700's	750's	800's
			1	5	11	7		2	

Ave of Game 1	Ave of Game 2	Ave of Game 3
212.77	213.88	207.42

High game of 268 on week 29 High series of 770 on week 29 High average of 219.67 after bowling week 5  
 Low game of 157 on week 33 Low series of 520 on week 33 Low average of 204.13 after bowling week 13



# Sunday Morning Threesome

Sunday 9:00 am

Classic Lanes

Lanes 1 - 16

Note: This report includes information through March 29 which is week 33 of 33

## Beth Rapavi's Bowling Record - Team 11: Wisconsin Lift Truck

Week No.	Bowling Date	Old Ave	---Average Change---			Total	Pins	Gms	---Average Change---			High Game	High Sers	Points Won	Points Lost	%Won	
			-1-	-2-	-3-				New - Old	--- +/-							
1	09/07/14	180				0	0	0	-	0.00	= 0.00	0	0			0.00 %	
2	09/14/14	180				0	0	0	-	0.00	= 0.00	0	0			0.00 %	
3	09/21/14	180				0	0	0	-	0.00	= 0.00	0	0			0.00 %	
4	09/28/14	180				0	0	0	-	0.00	= 0.00	0	0			0.00 %	
5	10/05/14	bk206	192	195	260	647	647	3	215.67	-	0.00	= 215.67	260	647	2.0	1.0	66.67 %
6	10/05/14	bk206	158	212	214	584	1231	6	205.17	-	215.67	= -10.50	260	647	3.0	3.0	50.00 %
7	10/12/14	bk206				0	1231	6	205.17	-	205.17	= 0.00	260	647	3.0	3.0	50.00 %
8	10/19/14	bk206	166	223	203	592	1823	9	202.56	-	205.17	= -2.61	260	647	4.0	5.0	44.44 %
9	10/26/14	202				0	1823	9	202.56	-	202.56	= 0.00	260	647	4.0	5.0	44.44 %
10	11/02/14	202	201	195	199	595	2418	12	201.50	-	202.56	= -1.06	260	647	7.0	5.0	58.33 %
11	11/09/14	201				0	2418	12	201.50	-	201.50	= 0.00	260	647	7.0	5.0	58.33 %
12	11/09/14	201	235	208	202	645	3063	15	204.20	-	201.50	= 2.70	260	647	8.0	7.0	53.33 %
13	11/16/14	204	204	217	160	581	3644	18	202.44	-	204.20	= -1.76	260	647	8.0	10.0	44.44 %
14	11/30/14	202	184	268	206	658	4302	21	204.86	-	202.44	= 2.41	268	658	10.5	10.5	50.00 %
15	12/07/14	204	218	222	202	642	4944	24	206.00	-	204.86	= 1.14	268	658	11.5	12.5	47.92 %
16	12/14/14	206	214	245	194	653	5597	27	207.30	-	206.00	= 1.30	268	658	12.5	14.5	46.30 %

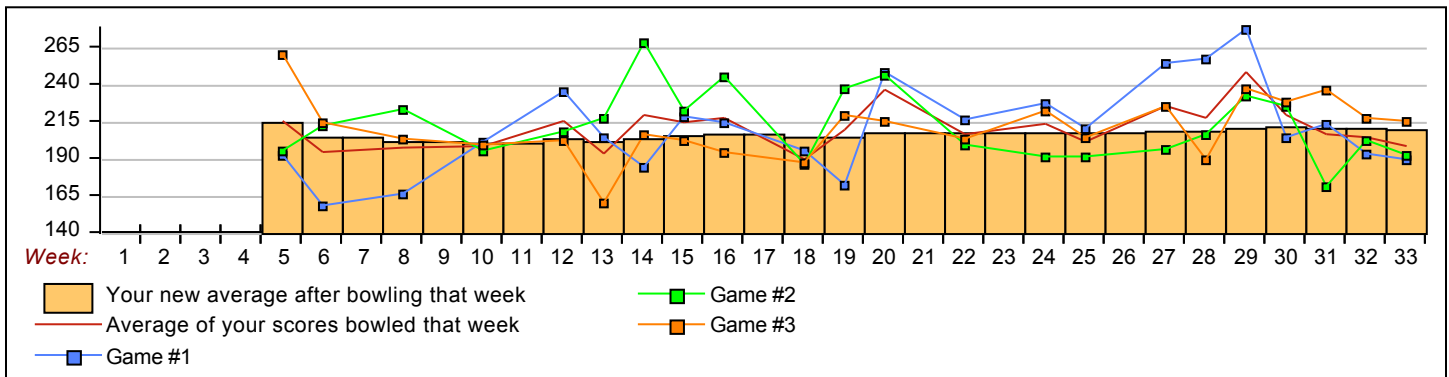
## End of 1st part

17	12/21/14	207				0	5597	27	207.30	-	207.30	= 0.00	268	658	12.5	14.5	46.30 %
18	12/28/14	207	195	186	187	568	6165	30	205.50	-	207.30	= -1.80	268	658	13.5	16.5	45.00 %
19	01/04/15	205	172	237	219	628	6793	33	205.85	-	205.50	= 0.35	268	658	15.5	17.5	46.97 %
20	01/11/15	205	248	246	215	709	7502	36	208.39	-	205.85	= 2.54	268	709	17.5	18.5	48.61 %
21	01/18/15	208				0	7502	36	208.39	-	208.39	= 0.00	268	709	17.5	18.5	48.61 %
22	01/25/15	208	216	199	203	618	8120	39	208.21	-	208.39	= -0.18	268	709	19.5	19.5	50.00 %
23	02/01/15	208				0	8120	39	208.21	-	208.21	= 0.00	268	709	19.5	19.5	50.00 %
24	02/08/15	208	227	191	222	640	8760	42	208.57	-	208.21	= 0.37	268	709	22.5	19.5	53.57 %
25	02/08/15	208	210	191	204	605	9365	45	208.11	-	208.57	= -0.46	268	709	24.5	20.5	54.44 %
26	02/15/15	208				0	9365	45	208.11	-	208.11	= 0.00	268	709	24.5	20.5	54.44 %
27	02/22/15	208	254	196	225	675	10040	48	209.17	-	208.11	= 1.06	268	709	26.5	21.5	55.21 %
28	03/01/15	209	257	206	189	652	10692	51	209.65	-	209.17	= 0.48	268	709	28.5	22.5	55.88 %
29	03/08/15	209	277	232	237	746	11438	54	211.81	-	209.65	= 2.17	277	746	31.5	22.5	58.33 %
30	03/08/15	211	204	225	228	657	12095	57	212.19	-	211.81	= 0.38	277	746	34.5	22.5	60.53 %
31	03/15/15	212	213	171	236	620	12715	60	211.92	-	212.19	= -0.28	277	746	36.5	23.5	60.83 %
32	03/22/15	211	193	202	217	612	13327	63	211.54	-	211.92	= -0.38	277	746	37.5	25.5	59.52 %
33	03/29/15	211	189	192	215	596	13923	66	210.95	-	211.54	= -0.59	277	746	37.5	25.5	59.52 %

<100	100's	125's	150's	175's	200's	225's	250's	275's	300's
			5	17	27	12	4	1	
<400	400's	450's	500's	550's	600's	650's	700's	750's	800's
				6	9	5	2		

Ave of Game 1	Ave of Game 2	Ave of Game 3
210.32	211.77	210.77

High game of 277 on week 29 High series of 746 on week 29 High average of 215.67 after bowling week 5  
 Low game of 158 on week 6 Low series of 568 on week 18 Low average of 201.50 after bowling week 10



# Sunday Morning Threesome

Sunday 9:00 am

Classic Lanes

Lanes 1 - 16

Note: This report includes information through March 29 which is week 33 of 33

## Mitsutyo Johnson's Bowling Record - Team 11: Wisconsin Lift Truck

Week No.	Bowling Date	Old Ave	---Average Change---			Total	Pins	Gms	New - Old ---> +/-			High Game	High Sers	Points Won	Points Lost	%Won		
			-1-	-2-	-3-					=								
1	09/07/14	180				0	0	0	-	0.00	=	0.00	0	0		0.00 %		
2	09/14/14	180				0	0	0	-	0.00	=	0.00	0	0		0.00 %		
3	09/21/14	180				0	0	0	-	0.00	=	0.00	0	0		0.00 %		
4	09/28/14	bk174	145	144	156	445	445	3	148.33	-	0.00	=	148.33	156	445	3.0	0.00 %	
5	10/05/14	bk174				0	445	3	148.33	-	148.33	=	0.00	156	445	3.0	0.00 %	
6	10/05/14	bk174				0	445	3	148.33	-	148.33	=	0.00	156	445	3.0	0.00 %	
7	10/12/14	bk174	179	148	161	488	933	6	155.50	-	148.33	=	7.17	179	488	2.0	4.0	33.33 %
8	10/19/14	bk174				0	933	6	155.50	-	155.50	=	0.00	179	488	2.0	4.0	33.33 %
9	10/26/14	bk174	152	165	152	469	1402	9	155.78	-	155.50	=	0.28	179	488	4.0	5.0	44.44 %
10	11/02/14	155				0	1402	9	155.78	-	155.78	=	0.00	179	488	4.0	5.0	44.44 %
11	11/09/14	155	143	167	143	453	1855	12	154.58	-	155.78	=	-1.19	179	488	5.0	7.0	41.67 %
12	11/09/14	154	147	162	156	465	2320	15	154.67	-	154.58	=	0.08	179	488	6.0	9.0	40.00 %
13	11/16/14	154				0	2320	15	154.67	-	154.67	=	0.00	179	488	6.0	9.0	40.00 %
14	11/30/14	154				0	2320	15	154.67	-	154.67	=	0.00	179	488	6.0	9.0	40.00 %
15	12/07/14	154				0	2320	15	154.67	-	154.67	=	0.00	179	488	6.0	9.0	40.00 %
16	12/14/14	154				0	2320	15	154.67	-	154.67	=	0.00	179	488	6.0	9.0	40.00 %

## End of 1st part

17	12/21/14	154	165	148	162	475	2795	18	155.28	-	154.67	=	0.61	179	488	7.0	11.0	38.89 %
18	12/28/14	155				0	2795	18	155.28	-	155.28	=	0.00	179	488	7.0	11.0	38.89 %
19	01/04/15	155				0	2795	18	155.28	-	155.28	=	0.00	179	488	7.0	11.0	38.89 %
20	01/11/15	155				0	2795	18	155.28	-	155.28	=	0.00	179	488	7.0	11.0	38.89 %
21	01/18/15	155	151	140	194	485	3280	21	156.19	-	155.28	=	0.91	194	488	8.0	13.0	38.10 %
22	01/25/15	156				0	3280	21	156.19	-	156.19	=	0.00	194	488	8.0	13.0	38.10 %
23	02/01/15	156	171	147	160	478	3758	24	156.58	-	156.19	=	0.39	194	488	10.0	14.0	41.67 %
24	02/08/15	156				0	3758	24	156.58	-	156.58	=	0.00	194	488	10.0	14.0	41.67 %
25	02/08/15	156				0	3758	24	156.58	-	156.58	=	0.00	194	488	10.0	14.0	41.67 %
26	02/15/15	156	133	169	166	468	4226	27	156.52	-	156.58	=	-0.06	194	488	12.0	15.0	44.44 %
27	02/22/15	156				0	4226	27	156.52	-	156.52	=	0.00	194	488	12.0	15.0	44.44 %
28	03/01/15	156	172	158	149	479	4705	30	156.83	-	156.52	=	0.31	194	488	12.0	18.0	40.00 %
29	03/08/15	156				0	4705	30	156.83	-	156.83	=	0.00	194	488	12.0	18.0	40.00 %
30	03/08/15	156				0	4705	30	156.83	-	156.83	=	0.00	194	488	12.0	18.0	40.00 %
31	03/15/15	156				0	4705	30	156.83	-	156.83	=	0.00	194	488	12.0	18.0	40.00 %
32	03/22/15	156				0	4705	30	156.83	-	156.83	=	0.00	194	488	12.0	18.0	40.00 %
33	03/29/15	156				0	4705	30	156.83	-	156.83	=	0.00	194	488	12.0	18.0	40.00 %

<100	100's	125's	150's	175's	200's	225's	250's	275's	300's
		11	17	2					
<400	400's	450's	500's	550's	600's	650's	700's	750's	800's
	1	9							

Ave of Game 1	Ave of Game 2	Ave of Game 3
155.80	154.80	159.90

High game of 194 on week 21 High series of 488 on week 7 High average of 156.83 after bowling week 28  
 Low game of 133 on week 26 Low series of 445 on week 4 Low average of 148.33 after bowling week 4

