

Sunday 9:00 am

**Classic Lanes**

Lanes 1 - 16

Note: This report includes information through March 29 which is week 33 of 33

**Team 13: Pomp's Tire Service**

Name	Pins	Gms	True Average	Book Ave	High Game	High Sers	Points Won	Points Lost	%Won
Secora Jr, John	20742	99	209.52	201	299	740	51.5	44.5	53.65 %
Guida Sr, Nick	18516	99	187.03	191	268	669	45.5	50.5	47.40 %
Schwalbach, Jeff	3089	15	205.93	195	256	670	5.0	10.0	33.33 %
Secora, John C.	16598	81	204.91	201	269	760	39.5	38.5	50.64 %
Guida, John	654	3	218.00	214	241	654	2.0	1.0	66.67 %

**Team History**

Week No.	Bowling Date	Opp. Team	-1-	-2-	-3-	Total	Last Wk WON	Last Wk Lost	Points Won	Points Lost	Year-To-Date WON	Y-T-D LOST	High Game	High Sers
1	09/07/14	14	606	566	538	1710	7	9	7	9	7	9	606	1710
2	09/14/14	12	557	563	673	1793	10	6	17	15	17	15	673	1793
3	09/21/14	7	573	560	562	1695	11	5	28	20	28	20	673	1793
4	09/28/14	3	502	592	513	1607	5	11	33	31	33	31	673	1793
5	10/05/14	1	590	620	545	1755	11	5	44	36	44	36	673	1793
6	10/05/14	9	621	638	646	1905	9	7	53	43	53	43	673	1905
7	10/12/14	5	525	656	581	1762	8	8	61	51	61	51	673	1905
8	10/19/14	15	560	599	556	1715	7	9	68	60	68	60	673	1905
9	10/26/14	4	639	656	731	2026	11	5	79	65	79	65	731	2026
10	11/02/14	16	582	672	655	1909	14	2	93	67	93	67	731	2026
11	11/09/14	2	660	605	654	1919	12	4	105	71	105	71	731	2026
12	11/09/14	8	593	609	647	1849	12	4	117	75	117	75	731	2026
13	11/16/14	6	515	556	571	1642	2	14	119	89	119	89	731	2026
14	11/30/14	10	593	576	649	1818	11	5	130	94	130	94	731	2026
15	12/07/14	11	557	645	708	1910	10	6	140	100	140	100	731	2026
16	12/14/14	7	605	555	471	1631	4½	11½	144½	111½	144½	111½	731	2026

**End of 1st part**

17	12/21/14	14	623	617	560	1800	7	9	7	9	151½	120½	731	2026
18	12/28/14	12	608	597	576	1781	9	7	16	16	160½	127½	731	2026
19	01/04/15	7	642	654	536	1832	10	6	26	22	170½	133½	731	2026
20	01/11/15	3	599	668	576	1843	6	10	32	32	176½	143½	731	2026
21	01/18/15	1	550	644	607	1801	5	11	37	43	181½	154½	731	2026
22	01/25/15	9	507	629	626	1762	9	7	46	50	190½	161½	731	2026
23	02/01/15	5	608	587	493	1688	1	15	47	65	191½	176½	731	2026
24	02/08/15	15	582	601	557	1740	3	13	50	78	194½	189½	731	2026
25	02/08/15	4	618	602	615	1835	9½	6½	59½	84½	204	196	731	2026
26	02/15/15	16	517	620	549	1686	3½	12½	63	97	207½	208½	731	2026
27	02/22/15	2	695	667	710	2072	13	3	76	100	220½	211½	731	2072
28	03/01/15	8	586	629	534	1749	7	9	83	109	227½	220½	731	2072
29	03/08/15	6	677	677	688	2042	16	0	99	109	243½	220½	731	2072
30	03/08/15	10	662	606	592	1860	9	7	108	116	252½	227½	731	2072
31	03/15/15	11	544	596	635	1775	6	10	114	126	258½	237½	731	2072
32	03/22/15	15	671	649	589	1909	6	10	120	136	264½	247½	731	2072
33	03/29/15	14	546	610	622	1778	0	0	120	136	264½	247½	731	2072

# Sunday Morning Threesome

Sunday 9:00 am

Classic Lanes

Lanes 1 - 16

Note: This report includes information through March 29 which is week 33 of 33

## John Secora Jr's Bowling Record - Team 13: Pomp's Tire Service

Week No.	Bowling Date	Old Ave	---Average Change---			Total	Pins	Gms	New - Old ---> +/-			High Game	High Sers	Points Won	Points Lost	%Won
			-1-	-2-	-3-											
1	09/07/14	bk201	142	<b>201</b>	172	515	515	3	171.67	- 0.00	= 171.67	201	515	1.0	2.0	33.33 %
2	09/14/14	bk201	161	187	<b>279</b>	627	1142	6	190.33	- 171.67	= 18.67	279	627	2.0	4.0	33.33 %
3	09/21/14	bk201	<b>185</b>	183	<b>211</b>	579	1721	9	191.22	- 190.33	= 0.89	279	627	4.0	5.0	44.44 %
4	09/28/14	191	<b>201</b>	<b>203</b>	171	575	2296	12	191.33	- 191.22	= 0.11	279	627	6.0	6.0	50.00 %
5	10/05/14	191	<b>175</b>	<b>266</b>	<b>201</b>	642	2938	15	195.87	- 191.33	= 4.53	279	642	9.0	6.0	60.00 %
6	10/05/14	195	<b>215</b>	<b>223</b>	204	642	3580	18	198.89	- 195.87	= 3.02	279	642	11.0	7.0	61.11 %
7	10/12/14	198	148	<b>192</b>	201	541	4121	21	196.24	- 198.89	= -2.65	279	642	12.0	9.0	57.14 %
8	10/19/14	196	190	<b>229</b>	<b>175</b>	594	4715	24	196.46	- 196.24	= 0.22	279	642	14.0	10.0	58.33 %
9	10/26/14	196	<b>246</b>	234	<b>248</b>	728	5443	27	201.59	- 196.46	= 5.13	279	728	16.0	11.0	59.26 %
10	11/02/14	201	153	<b>265</b>	<b>250</b>	668	6111	30	203.70	- 201.59	= 2.11	279	728	18.0	12.0	60.00 %
11	11/09/14	203	230	<b>214</b>	<b>277</b>	721	6832	33	207.03	- 203.70	= 3.33	279	728	20.0	13.0	60.61 %
12	11/09/14	207	<b>233</b>	<b>223</b>	<b>219</b>	675	7507	36	208.53	- 207.03	= 1.50	279	728	23.0	13.0	63.89 %
13	11/16/14	208	177	211	208	596	8103	39	207.77	- 208.53	= -0.76	279	728	23.0	16.0	58.97 %
14	11/30/14	207	155	<b>202</b>	<b>258</b>	615	8718	42	207.57	- 207.77	= -0.20	279	728	25.0	17.0	59.52 %
15	12/07/14	207	<b>201</b>	202	244	647	9365	45	208.11	- 207.57	= 0.54	279	728	26.0	19.0	57.78 %
16	12/14/14	208	<b>193</b>	183	133	509	9874	48	205.71	- 208.11	= -2.40	279	728	27.0	21.0	56.25 %

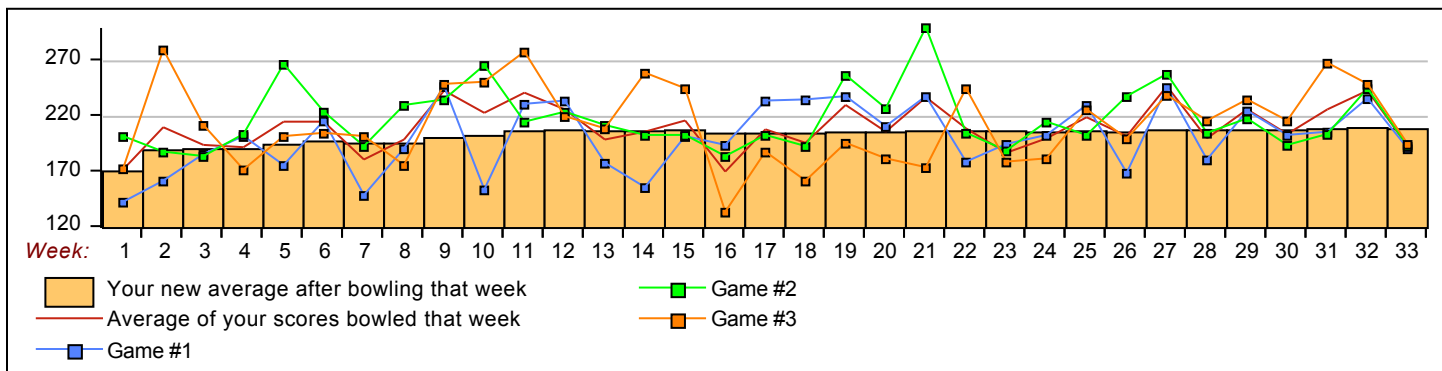
## End of 1st part

17	12/21/14	205	<b>233</b>	202	187	622	10496	51	205.80	- 205.71	= 0.10	279	728	28.0	23.0	54.90 %
18	12/28/14	205	<b>234</b>	<b>192</b>	161	587	11083	54	205.24	- 205.80	= -0.56	279	728	30.0	24.0	55.56 %
19	01/04/15	205	237	<b>256</b>	<b>195</b>	688	11771	57	206.51	- 205.24	= 1.27	279	728	32.0	25.0	56.14 %
20	01/11/15	206	210	<b>226</b>	181	617	12388	60	206.47	- 206.51	= -0.04	279	728	33.0	27.0	55.00 %
21	01/18/15	206	<b>237</b>	<b>299</b>	173	709	13097	63	207.89	- 206.47	= 1.42	299	728	35.0	28.0	55.56 %
22	01/25/15	207	<b>178</b>	204	244	626	13723	66	207.92	- 207.89	= 0.04	299	728	36.0	30.0	54.55 %
23	02/01/15	207	194	188	178	560	14283	69	207.00	- 207.92	= -0.92	299	728	36.0	33.0	52.17 %
24	02/08/15	207	202	214	181	597	14880	72	206.67	- 207.00	= -0.33	299	728	36.0	36.0	50.00 %
25	02/08/15	206	229	202	<b>225</b>	656	15536	75	207.15	- 206.67	= 0.48	299	728	36.5	38.5	48.67 %
26	02/15/15	207	168	<b>237</b>	199	604	16140	78	206.92	- 207.15	= -0.22	299	728	37.5	40.5	48.08 %
27	02/22/15	206	<b>245</b>	<b>257</b>	<b>238</b>	740	16880	81	208.40	- 206.92	= 1.47	299	740	40.5	40.5	50.00 %
28	03/01/15	208	180	<b>204</b>	<b>215</b>	599	17479	84	208.08	- 208.40	= -0.31	299	740	42.5	41.5	50.60 %
29	03/08/15	208	<b>224</b>	<b>217</b>	<b>234</b>	675	18154	87	208.67	- 208.08	= 0.58	299	740	45.5	41.5	52.30 %
30	03/08/15	208	202	193	215	610	18764	90	208.49	- 208.67	= -0.18	299	740	45.5	44.5	50.56 %
31	03/15/15	208	<b>205</b>	<b>203</b>	<b>267</b>	675	19439	93	209.02	- 208.49	= 0.53	299	740	48.5	44.5	52.15 %
32	03/22/15	209	<b>235</b>	<b>244</b>	<b>248</b>	727	20166	96	210.06	- 209.02	= 1.04	299	740	51.5	44.5	53.65 %
33	03/29/15	210	190	192	194	576	20742	99	209.52	- 210.06	= -0.55	299	740	51.5	44.5	53.65 %

<100	100's	125's	150's	175's	200's	225's	250's	275's	300's
		3	8	25	31	22	7	3	
<400	400's	450's	500's	550's	600's	650's	700's	750's	800's
			3	9	10	6	5		

<b>Ave of Game 1</b>	<b>Ave of Game 2</b>	<b>Ave of Game 3</b>
200.24	216.61	211.70

High game of **299** on week **21** High series of **740** on week **21** High average of **210.06** after bowling week **32**  
 Low game of **133** on week **16** Low series of **509** on week **16** Low average of **171.67** after bowling week **1**



Note: This report includes information through March 29 which is week 33 of 33

### Nick Guida's Bowling Record - Team 13: Pomp's Tire Service

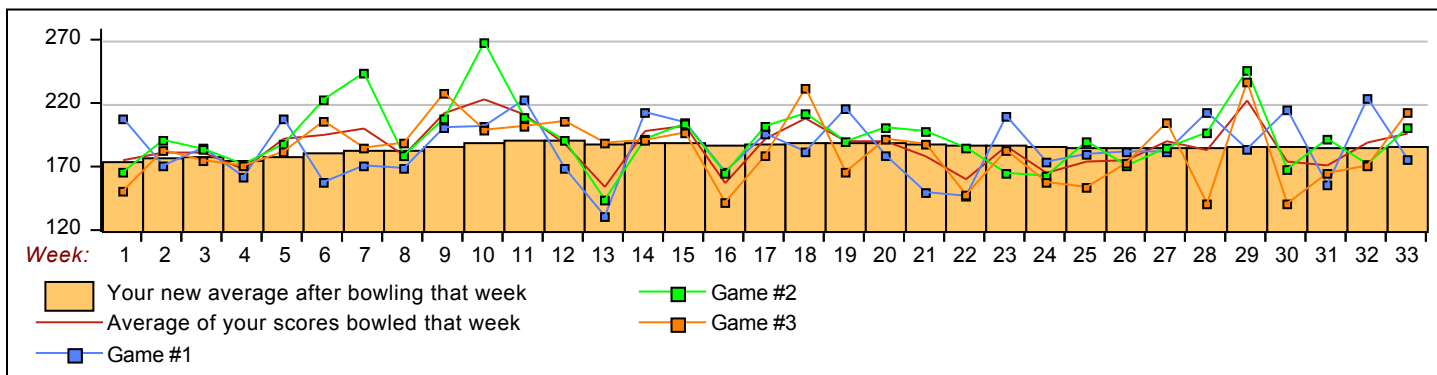
Week No.	Bowling Date	Old Ave	---Average Change---			Total	Pins	Gms	New - Old ---> +/-			High Game	High Sers	Points Won	Points Lost	%Won
			-1-	-2-	-3-											
1	09/07/14	bk191	208	166	151	525	525	3	175.00	- 0.00	= 175.00	208	525	2.0	1.0	66.67 %
2	09/14/14	bk191	171	191	183	545	1070	6	178.33	- 175.00	= 3.33	208	545	5.0	1.0	83.33 %
3	09/21/14	bk191	185	184	175	544	1614	9	179.33	- 178.33	= 1.00	208	545	7.0	2.0	77.78 %
4	09/28/14	179	162	172	171	505	2119	12	176.58	- 179.33	= -2.75	208	545	8.0	4.0	66.67 %
5	10/05/14	176	208	188	182	578	2697	15	179.80	- 176.58	= 3.22	208	578	10.0	5.0	66.67 %
6	10/05/14	179	158	223	206	587	3284	18	182.44	- 179.80	= 2.64	223	587	12.0	6.0	66.67 %
7	10/12/14	182	171	244	185	600	3884	21	184.95	- 182.44	= 2.51	244	600	14.0	7.0	66.67 %
8	10/19/14	184	169	179	189	537	4421	24	184.21	- 184.95	= -0.74	244	600	15.0	9.0	62.50 %
9	10/26/14	184	201	208	228	637	5058	27	187.33	- 184.21	= 3.12	244	637	17.0	10.0	62.96 %
10	11/02/14	187	202	268	199	669	5727	30	190.90	- 187.33	= 3.57	268	669	20.0	10.0	66.67 %
11	11/09/14	190	223	209	202	634	6361	33	192.76	- 190.90	= 1.86	268	669	22.0	11.0	66.67 %
12	11/09/14	192	169	191	206	566	6927	36	192.42	- 192.76	= -0.34	268	669	24.0	12.0	66.67 %
13	11/16/14	192	131	144	189	464	7391	39	189.51	- 192.42	= -2.90	268	669	25.0	14.0	64.10 %
14	11/30/14	189	213	192	191	596	7987	42	190.17	- 189.51	= 0.65	268	669	28.0	14.0	66.67 %
15	12/07/14	190	205	204	197	606	8593	45	190.96	- 190.17	= 0.79	268	669	30.0	15.0	66.67 %
16	12/14/14	190	166	165	142	473	9066	48	188.88	- 190.96	= -2.08	268	669	30.0	18.0	62.50 %

### End of 1st part

17	12/21/14	188	196	202	179	577	9643	51	189.08	- 188.88	= 0.20	268	669	30.0	21.0	58.82 %
18	12/28/14	189	182	212	232	626	10269	54	190.17	- 189.08	= 1.09	268	669	33.0	21.0	61.11 %
19	01/04/15	190	216	190	166	572	10841	57	190.19	- 190.17	= 0.03	268	669	34.0	23.0	59.65 %
20	01/11/15	190	179	201	192	572	11413	60	190.22	- 190.19	= 0.02	268	669	35.0	25.0	58.33 %
21	01/18/15	190	150	198	188	536	11949	63	189.67	- 190.22	= -0.55	268	669	35.0	28.0	55.56 %
22	01/25/15	189	147	185	148	480	12429	66	188.32	- 189.67	= -1.35	268	669	36.0	30.0	54.55 %
23	02/01/15	188	210	165	183	558	12987	69	188.22	- 188.32	= -0.10	268	669	36.0	33.0	52.17 %
24	02/08/15	188	174	163	158	495	13482	72	187.25	- 188.22	= -0.97	268	669	37.0	35.0	51.39 %
25	02/08/15	187	180	190	154	524	14006	75	186.75	- 187.25	= -0.50	268	669	39.0	36.0	52.00 %
26	02/15/15	186	182	171	173	526	14532	78	186.31	- 186.75	= -0.44	268	669	39.5	38.5	50.64 %
27	02/22/15	186	182	185	205	572	15104	81	186.47	- 186.31	= 0.16	268	669	39.5	41.5	48.77 %
28	03/01/15	186	213	197	141	551	15655	84	186.37	- 186.47	= -0.10	268	669	41.5	42.5	49.40 %
29	03/08/15	186	184	246	237	667	16322	87	187.61	- 186.37	= 1.24	268	669	44.5	42.5	51.15 %
30	03/08/15	187	215	168	141	524	16846	90	187.18	- 187.61	= -0.43	268	669	45.5	44.5	50.56 %
31	03/15/15	187	156	192	165	513	17359	93	186.66	- 187.18	= -0.52	268	669	45.5	47.5	48.92 %
32	03/22/15	186	224	172	171	567	17926	96	186.73	- 186.66	= 0.07	268	669	45.5	50.5	47.40 %
33	03/29/15	186	176	201	213	590	18516	99	187.03	- 186.73	= 0.30	268	669	45.5	50.5	47.40 %

<100	100's	125's	150's	175's	200's	225's	250's	275's	300's
		7	26	35	25	5	1		
<400	400's	450's	500's	550's	600's	650's	700's	750's	800's
		4	10	12	5	2			
<b>Ave of Game 1</b>			<b>Ave of Game 2</b>			<b>Ave of Game 3</b>			
185.09			192.91			183.09			

High game of 268 on week 10 High series of 669 on week 18 High average of 192.76 after bowling week 11  
 Low game of 131 on week 13 Low series of 464 on week 13 Low average of 175.00 after bowling week 1



# Sunday Morning Threesome

Sunday 9:00 am

Classic Lanes

Lanes 1 - 16

Note: This report includes information through March 29 which is week 33 of 33

## John C. Secora's Bowling Record - Team 13: Pomp's Tire Service

Week No.	Bowling Date	Old Ave	---Average Change---			Total	Pins	Gms	New - Old ---> +/-			High Game	High Sers	Points Won	Points Lost	%Won		
			-1-	-2-	-3-					=								
1	09/07/14	bk201				0	0	0	-	0.00	=	0.00	0	0			0.00 %	
2	09/14/14	bk201				0	0	0	-	0.00	=	0.00	0	0			0.00 %	
3	09/21/14	bk201	203	193	176	572	572	3	190.67	-	0.00	=	190.67	203	572	2.0	1.0	66.67 %
4	09/28/14	bk201				0	572	3	190.67	-	190.67	=	0.00	203	572	2.0	1.0	66.67 %
5	10/05/14	bk201	207	166	162	535	1107	6	184.50	-	190.67	=	-6.17	207	572	3.0	3.0	50.00 %
6	10/05/14	bk201	248	192	236	676	1783	9	198.11	-	184.50	=	13.61	248	676	3.0	6.0	33.33 %
7	10/12/14	198	206	220	195	621	2404	12	200.33	-	198.11	=	2.22	248	676	5.0	7.0	41.67 %
8	10/19/14	200	201	191	192	584	2988	15	199.20	-	200.33	=	-1.13	248	676	6.0	9.0	40.00 %
9	10/26/14	199	192	214	255	661	3649	18	202.72	-	199.20	=	3.52	255	676	8.0	10.0	44.44 %
10	11/02/14	202	227	139	206	572	4221	21	201.00	-	202.72	=	-1.72	255	676	10.0	11.0	47.62 %
11	11/09/14	201	207	182	175	564	4785	24	199.38	-	201.00	=	-1.63	255	676	11.0	13.0	45.83 %
12	11/09/14	199	191	195	222	608	5393	27	199.74	-	199.38	=	0.37	255	676	13.0	14.0	48.15 %
13	11/16/14	199	207	201	174	582	5975	30	199.17	-	199.74	=	-0.57	255	676	14.0	16.0	46.67 %
14	11/30/14	199	225	182	200	607	6582	33	199.45	-	199.17	=	0.29	255	676	15.0	18.0	45.45 %
15	12/07/14	199	151	239	267	657	7239	36	201.08	-	199.45	=	1.63	267	676	17.0	19.0	47.22 %
16	12/14/14	201	246	207	196	649	7888	39	202.26	-	201.08	=	1.17	267	676	18.5	20.5	47.44 %

### End of 1st part

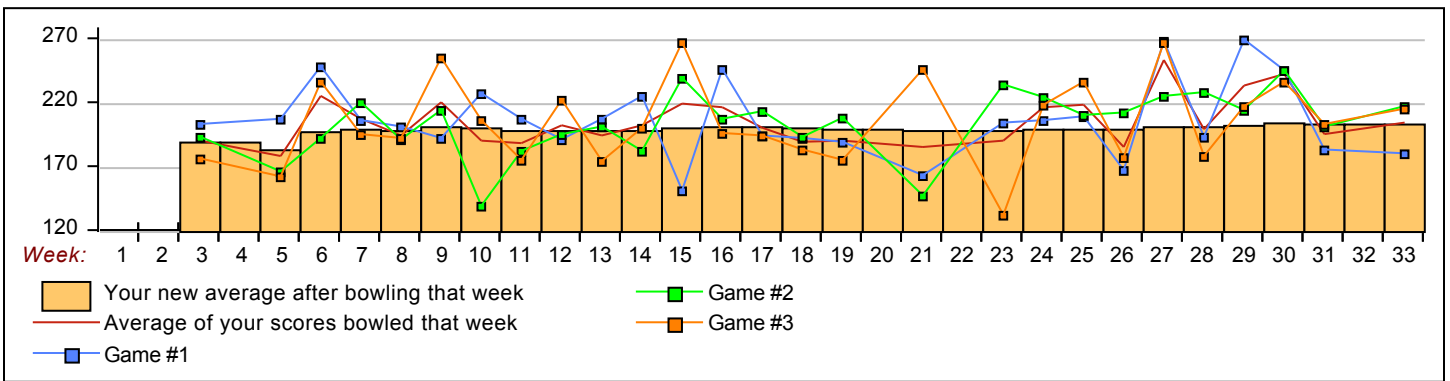
17	12/21/14	202	194	213	194	601	8489	42	202.12	-	202.26	=	-0.14	267	676	20.5	21.5	48.81 %
18	12/28/14	202	192	193	183	568	9057	45	201.27	-	202.12	=	-0.85	267	676	20.5	24.5	45.56 %
19	01/04/15	201	189	208	175	572	9629	48	200.60	-	201.27	=	-0.66	267	676	22.5	25.5	46.88 %
20	01/11/15	200				0	9629	48	200.60	-	200.60	=	0.00	267	676	22.5	25.5	46.88 %
21	01/18/15	200	163	147	246	556	10185	51	199.71	-	200.60	=	-0.90	267	676	23.5	27.5	46.08 %
22	01/25/15	199				0	10185	51	199.71	-	199.71	=	0.00	267	676	23.5	27.5	46.08 %
23	02/01/15	199	204	234	132	570	10755	54	199.17	-	199.71	=	-0.54	267	676	24.5	29.5	45.37 %
24	02/08/15	199	206	224	218	648	11403	57	200.05	-	199.17	=	0.89	267	676	26.5	30.5	46.49 %
25	02/08/15	200	209	210	236	655	12058	60	200.97	-	200.05	=	0.91	267	676	28.5	31.5	47.50 %
26	02/15/15	200	167	212	177	556	12614	63	200.22	-	200.97	=	-0.74	267	676	28.5	34.5	45.24 %
27	02/22/15	200	268	225	267	760	13374	66	202.64	-	200.22	=	2.41	268	760	31.5	34.5	47.73 %
28	03/01/15	202	193	228	178	599	13973	69	202.51	-	202.64	=	-0.13	268	760	32.5	36.5	47.10 %
29	03/08/15	202	269	214	217	700	14673	72	203.79	-	202.51	=	1.28	269	760	35.5	36.5	49.31 %
30	03/08/15	203	245	245	236	726	15399	75	205.32	-	203.79	=	1.53	269	760	38.5	36.5	51.33 %
31	03/15/15	205	183	201	203	587	15986	78	204.95	-	205.32	=	-0.37	269	760	39.5	38.5	50.64 %
32	03/22/15	204				0	15986	78	204.95	-	204.95	=	0.00	269	760	39.5	38.5	50.64 %
33	03/29/15	204	180	217	215	612	16598	81	204.91	-	204.95	=	-0.04	269	760	39.5	38.5	50.64 %

<100	100's	125's	150's	175's	200's	225's	250's	275's	300's
		3	6	25	28	14	5		

<400	400's	450's	500's	550's	600's	650's	700's	750's	800's
			1	12	7	4	2	1	

Ave of Game 1	Ave of Game 2	Ave of Game 3
206.41	203.41	204.93

High game of **269** on week **29** High series of **760** on week **27** High average of **205.32** after bowling week **30**  
 Low game of **132** on week **23** Low series of **535** on week **5** Low average of **184.50** after bowling week **5**



# Sunday Morning Threesome

Sunday 9:00 am

Classic Lanes

Lanes 1 - 16

Note: This report includes information through March 29 which is week 33 of 33

## Jeff Schwalbach's Bowling Record - Team 13: Pomp's Tire Service

Week No.	Bowling Date	Old Ave	---Average Change---			Total	Pins	Gms	New - Old ---> +/-			High Game	High Sers	Points Won	Points Lost	%Won
			-1-	-2-	-3-											
1	09/07/14	bk195	256	199	215	670	670	3	223.33	- 0.00	= 223.33	256	670	1.0	2.0	33.33 %
2	09/14/14	bk195	225	185	211	621	1291	6	215.17	- 223.33	= -8.17	256	670	2.0	4.0	33.33 %
3	09/21/14	bk195				0	1291	6	215.17	- 215.17	= 0.00	256	670	2.0	4.0	33.33 %
4	09/28/14	bk195	139	217	171	527	1818	9	202.00	- 215.17	= -13.17	256	670	2.0	7.0	22.22 %
5	10/05/14	202				0	1818	9	202.00	- 202.00	= 0.00	256	670	2.0	7.0	22.22 %
6	10/05/14	202				0	1818	9	202.00	- 202.00	= 0.00	256	670	2.0	7.0	22.22 %
7	10/12/14	202				0	1818	9	202.00	- 202.00	= 0.00	256	670	2.0	7.0	22.22 %
8	10/19/14	202				0	1818	9	202.00	- 202.00	= 0.00	256	670	2.0	7.0	22.22 %
9	10/26/14	202				0	1818	9	202.00	- 202.00	= 0.00	256	670	2.0	7.0	22.22 %
10	11/02/14	202				0	1818	9	202.00	- 202.00	= 0.00	256	670	2.0	7.0	22.22 %
11	11/09/14	202				0	1818	9	202.00	- 202.00	= 0.00	256	670	2.0	7.0	22.22 %
12	11/09/14	202				0	1818	9	202.00	- 202.00	= 0.00	256	670	2.0	7.0	22.22 %
13	11/16/14	202				0	1818	9	202.00	- 202.00	= 0.00	256	670	2.0	7.0	22.22 %
14	11/30/14	202				0	1818	9	202.00	- 202.00	= 0.00	256	670	2.0	7.0	22.22 %
15	12/07/14	202				0	1818	9	202.00	- 202.00	= 0.00	256	670	2.0	7.0	22.22 %
16	12/14/14	202				0	1818	9	202.00	- 202.00	= 0.00	256	670	2.0	7.0	22.22 %

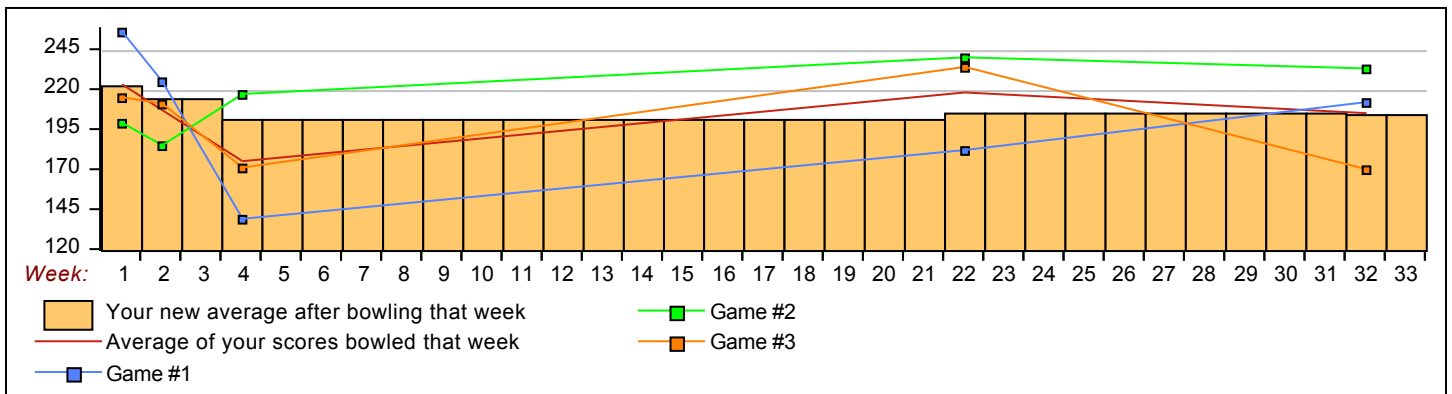
## End of 1st part

17	12/21/14	202				0	1818	9	202.00	- 202.00	= 0.00	256	670	2.0	7.0	22.22 %
18	12/28/14	202				0	1818	9	202.00	- 202.00	= 0.00	256	670	2.0	7.0	22.22 %
19	01/04/15	202				0	1818	9	202.00	- 202.00	= 0.00	256	670	2.0	7.0	22.22 %
20	01/11/15	202				0	1818	9	202.00	- 202.00	= 0.00	256	670	2.0	7.0	22.22 %
21	01/18/15	202				0	1818	9	202.00	- 202.00	= 0.00	256	670	2.0	7.0	22.22 %
22	01/25/15	202	182	240	234	656	2474	12	206.17	- 202.00	= 4.17	256	670	4.0	8.0	33.33 %
23	02/01/15	206				0	2474	12	206.17	- 206.17	= 0.00	256	670	4.0	8.0	33.33 %
24	02/08/15	206				0	2474	12	206.17	- 206.17	= 0.00	256	670	4.0	8.0	33.33 %
25	02/08/15	206				0	2474	12	206.17	- 206.17	= 0.00	256	670	4.0	8.0	33.33 %
26	02/15/15	206				0	2474	12	206.17	- 206.17	= 0.00	256	670	4.0	8.0	33.33 %
27	02/22/15	206				0	2474	12	206.17	- 206.17	= 0.00	256	670	4.0	8.0	33.33 %
28	03/01/15	206				0	2474	12	206.17	- 206.17	= 0.00	256	670	4.0	8.0	33.33 %
29	03/08/15	206				0	2474	12	206.17	- 206.17	= 0.00	256	670	4.0	8.0	33.33 %
30	03/08/15	206				0	2474	12	206.17	- 206.17	= 0.00	256	670	4.0	8.0	33.33 %
31	03/15/15	206				0	2474	12	206.17	- 206.17	= 0.00	256	670	4.0	8.0	33.33 %
32	03/22/15	206	212	233	170	615	3089	15	205.93	- 206.17	= -0.23	256	670	5.0	10.0	33.33 %
33	03/29/15	205				0	3089	15	205.93	- 205.93	= 0.00	256	670	5.0	10.0	33.33 %

<100	100's	125's	150's	175's	200's	225's	250's	275's	300's
		1	2	3	4	4	1		
<400	400's	450's	500's	550's	600's	650's	700's	750's	800's
			1		2	2			

Ave of Game 1	Ave of Game 2	Ave of Game 3
202.80	214.80	200.20

High game of 256 on week 1 High series of 670 on week 1 High average of 223.33 after bowling week 1  
 Low game of 139 on week 4 Low series of 527 on week 4 Low average of 202.00 after bowling week 4



# Sunday Morning Threesome

Sunday 9:00 am

Classic Lanes

Lanes 1 - 16

Note: This report includes information through March 29 which is week 33 of 33

## John Guida's Bowling Record - Team 13: Pomp's Tire Service

Week No.	Bowling Date	Old Ave	---Average Change---			Total	Pins	Gms	---Average Change---			High Game	High Sers	Points Won	Points Lost	%Won
			-1-	-2-	-3-				New - Old	---> +/-						
1	09/07/14	180				0	0	0	-	0.00	=	0.00	0	0		0.00 %
2	09/14/14	180				0	0	0	-	0.00	=	0.00	0	0		0.00 %
3	09/21/14	180				0	0	0	-	0.00	=	0.00	0	0		0.00 %
4	09/28/14	180				0	0	0	-	0.00	=	0.00	0	0		0.00 %
5	10/05/14	180				0	0	0	-	0.00	=	0.00	0	0		0.00 %
6	10/05/14	180				0	0	0	-	0.00	=	0.00	0	0		0.00 %
7	10/12/14	180				0	0	0	-	0.00	=	0.00	0	0		0.00 %
8	10/19/14	180				0	0	0	-	0.00	=	0.00	0	0		0.00 %
9	10/26/14	180				0	0	0	-	0.00	=	0.00	0	0		0.00 %
10	11/02/14	180				0	0	0	-	0.00	=	0.00	0	0		0.00 %
11	11/09/14	180				0	0	0	-	0.00	=	0.00	0	0		0.00 %
12	11/09/14	180				0	0	0	-	0.00	=	0.00	0	0		0.00 %
13	11/16/14	180				0	0	0	-	0.00	=	0.00	0	0		0.00 %
14	11/30/14	180				0	0	0	-	0.00	=	0.00	0	0		0.00 %
15	12/07/14	180				0	0	0	-	0.00	=	0.00	0	0		0.00 %
16	12/14/14	180				0	0	0	-	0.00	=	0.00	0	0		0.00 %

## End of 1st part

17	12/21/14	180				0	0	0	-	0.00	=	0.00	0	0		0.00 %		
18	12/28/14	180				0	0	0	-	0.00	=	0.00	0	0		0.00 %		
19	01/04/15	180				0	0	0	-	0.00	=	0.00	0	0		0.00 %		
20	01/11/15	bk214	210	241	203	654	654	3	218.00	-	0.00	=	218.00	241	654	2.0	1.0	66.67 %
21	01/18/15	bk214				0	654	3	218.00	-	218.00	=	0.00	241	654	2.0	1.0	66.67 %
22	01/25/15	bk214				0	654	3	218.00	-	218.00	=	0.00	241	654	2.0	1.0	66.67 %
23	02/01/15	bk214				0	654	3	218.00	-	218.00	=	0.00	241	654	2.0	1.0	66.67 %
24	02/08/15	bk214				0	654	3	218.00	-	218.00	=	0.00	241	654	2.0	1.0	66.67 %
25	02/08/15	bk214				0	654	3	218.00	-	218.00	=	0.00	241	654	2.0	1.0	66.67 %
26	02/15/15	bk214				0	654	3	218.00	-	218.00	=	0.00	241	654	2.0	1.0	66.67 %
27	02/22/15	bk214				0	654	3	218.00	-	218.00	=	0.00	241	654	2.0	1.0	66.67 %
28	03/01/15	bk214				0	654	3	218.00	-	218.00	=	0.00	241	654	2.0	1.0	66.67 %
29	03/08/15	bk214				0	654	3	218.00	-	218.00	=	0.00	241	654	2.0	1.0	66.67 %
30	03/08/15	bk214				0	654	3	218.00	-	218.00	=	0.00	241	654	2.0	1.0	66.67 %
31	03/15/15	bk214				0	654	3	218.00	-	218.00	=	0.00	241	654	2.0	1.0	66.67 %
32	03/22/15	bk214				0	654	3	218.00	-	218.00	=	0.00	241	654	2.0	1.0	66.67 %
33	03/29/15	bk214				0	654	3	218.00	-	218.00	=	0.00	241	654	2.0	1.0	66.67 %

<u>&lt;100</u>	<u>100's</u>	<u>125's</u>	<u>150's</u>	<u>175's</u>	<u>200's</u>	<u>225's</u>	<u>250's</u>	<u>275's</u>	<u>300's</u>
					2	1			
<u>&lt;400</u>	<u>400's</u>	<u>450's</u>	<u>500's</u>	<u>550's</u>	<u>600's</u>	<u>650's</u>	<u>700's</u>	<u>750's</u>	<u>800's</u>
						1			

<u>Ave of Game 1</u>	<u>Ave of Game 2</u>	<u>Ave of Game 3</u>
210.00	241.00	203.00

High game of **241** on week **20** High series of **654** on week **20** High average of **218.00** after bowling week **20**  
 Low game of **203** on week **20** Low series of **654** on week **20** Low average of **218.00** after bowling week **20**

