

Sunday 9:00 am

Classic Lanes

Lanes 1 - 16

Note: This report includes information through March 29 which is week 33 of 33

Team 16: Friends on Forest Home

Name	Pins	Gms	True Average	Book Ave	High Game	High Sers	Points Won	Points Lost	%Won
Lake, Adam	14992	78	192.21	201	290	678	38.0	37.0	50.67 %
Neumann, Tom	11473	69	166.28	165	240	585	29.5	36.5	44.70 %
Fehlhaber, John	14716	75	196.21	192	249	669	38.0	34.0	52.78 %
Lake, Michael	14730	81	181.85	188	246	713	32.0	46.0	41.03 %

Team History

Week No.	Bowling Date	Opp. Team	-1-	-2-	-3-	Total	Last Wk WON	Last Wk Lost	Points Won	Points Lost	Year-To-Date WON	Y-T-D LOST	High Game	High Sers
1	09/07/14	15	578	608	604	1790	10	6	10	6	10	6	608	1790
2	09/14/14	1	550	588	596	1734	13 ½	2 ½	23 ½	8 ½	23 ½	8 ½	608	1790
3	09/21/14	9	553	482	552	1587	14	2	37 ½	10 ½	37 ½	10 ½	608	1790
4	09/28/14	5	491	585	549	1625	6	10	43 ½	20 ½	43 ½	20 ½	608	1790
5	10/05/14	14	513	530	479	1522	6	10	49 ½	30 ½	49 ½	30 ½	608	1790
6	10/05/14	12	499	535	487	1521	2	14	51 ½	44 ½	51 ½	44 ½	608	1790
7	10/12/14	7	512	532	666	1710	9	7	60 ½	51 ½	60 ½	51 ½	666	1790
8	10/19/14	3	542	572	621	1735	3	13	63 ½	64 ½	63 ½	64 ½	666	1790
9	10/26/14	2	570	562	527	1659	9	7	72 ½	71 ½	72 ½	71 ½	666	1790
10	11/02/14	13	476	593	491	1560	2	14	74 ½	85 ½	74 ½	85 ½	666	1790
11	11/09/14	4	460	514	497	1471	3	13	77 ½	98 ½	77 ½	98 ½	666	1790
12	11/09/14	10	589	545	529	1663	11	5	88 ½	103 ½	88 ½	103 ½	666	1790
13	11/16/14	11	588	542	600	1730	12	4	100 ½	107 ½	100 ½	107 ½	666	1790
14	11/30/14	6	569	595	612	1776	11	5	111 ½	112 ½	111 ½	112 ½	666	1790
15	12/07/14	8	590	662	573	1825	10	6	121 ½	118 ½	121 ½	118 ½	666	1825
16	12/14/14	15	423	474	521	1418	5	11	126 ½	129 ½	126 ½	129 ½	666	1825

End of 1st part

17	12/21/14	15	607	567	674	1848	4	12	4	12	130 ½	141 ½	674	1848
18	12/28/14	1	568	609	600	1777	15	1	19	13	145 ½	142 ½	674	1848
19	01/04/15	9	511	500	605	1616	7	9	26	22	152 ½	151 ½	674	1848
20	01/11/15	5	634	628	582	1844	13	3	39	25	165 ½	154 ½	674	1848
21	01/18/15	14	479	550	595	1624	9	7	48	32	174 ½	161 ½	674	1848
22	01/25/15	12	614	605	504	1723	11 ½	4 ½	59 ½	36 ½	186	166	674	1848
23	02/01/15	7	605	594	685	1884	9	7	68 ½	43 ½	195	173	685	1884
24	02/08/15	3	494	491	583	1568	6	10	74 ½	53 ½	201	183	685	1884
25	02/08/15	2	532	618	544	1694	9	7	83 ½	60 ½	210	190	685	1884
26	02/15/15	13	578	557	665	1800	12 ½	3 ½	96	64	222 ½	193 ½	685	1884
27	02/22/15	4	492	522	531	1545	3	13	99	77	225 ½	206 ½	685	1884
28	03/01/15	10	473	478	579	1530	3	13	102	90	228 ½	219 ½	685	1884
29	03/08/15	11	520	595	632	1747	4	12	106	102	232 ½	231 ½	685	1884
30	03/08/15	6	447	546	498	1491	6	10	112	112	238 ½	241 ½	685	1884
31	03/15/15	8	518	531	402	1451	1	15	113	127	239 ½	256 ½	685	1884
32	03/22/15	4	528	573	611	1712	4	12	117	139	243 ½	268 ½	685	1884
33	03/29/15	15	834	718	693	2245	0	0	117	139	243 ½	268 ½	685	1884

Sunday Morning Threesome

Sunday 9:00 am

Classic Lanes

Lanes 1 - 16

Note: This report includes information through March 29 which is week 33 of 33

Adam Lake's Bowling Record - Team 16: Friends on Forest Home

Week No.	Bowling Date	Old Ave	---Average Change---			Total	Pins	Gms	New - Old --> +/-			High Game	High Sers	Points Won	Points Lost	%Won
			-1-	-2-	-3-					=						
1	09/07/14	bk201				0	0	0		- 0.00	= 0.00	0	0			0.00 %
2	09/14/14	bk201	168	186	188	542	542	3	180.67	- 0.00	= 180.67	188	542	1.0	2.0	33.33 %
3	09/21/14	bk201				0	542	3	180.67	- 180.67	= 0.00	188	542	1.0	2.0	33.33 %
4	09/28/14	bk201				0	542	3	180.67	- 180.67	= 0.00	188	542	1.0	2.0	33.33 %
5	10/05/14	bk201	198	187	173	558	1100	6	183.33	- 180.67	= 2.67	198	558	4.0	2.0	66.67 %
6	10/05/14	bk201	139	173	175	487	1587	9	176.33	- 183.33	= -7.00	198	558	4.0	5.0	44.44 %
7	10/12/14	176	183	156	185	524	2111	12	175.92	- 176.33	= -0.42	198	558	5.0	7.0	41.67 %
8	10/19/14	175				0	2111	12	175.92	- 175.92	= 0.00	198	558	5.0	7.0	41.67 %
9	10/26/14	175	226	194	177	597	2708	15	180.53	- 175.92	= 4.62	226	597	8.0	7.0	53.33 %
10	11/02/14	180				0	2708	15	180.53	- 180.53	= 0.00	226	597	8.0	7.0	53.33 %
11	11/09/14	180	190	175	136	501	3209	18	178.28	- 180.53	= -2.26	226	597	10.0	8.0	55.56 %
12	11/09/14	178	200	167	160	527	3736	21	177.90	- 178.28	= -0.37	226	597	11.0	10.0	52.38 %
13	11/16/14	177	209	185	220	614	4350	24	181.25	- 177.90	= 3.35	226	614	14.0	10.0	58.33 %
14	11/30/14	181				0	4350	24	181.25	- 181.25	= 0.00	226	614	14.0	10.0	58.33 %
15	12/07/14	181	180	278	170	628	4978	27	184.37	- 181.25	= 3.12	278	628	15.0	12.0	55.56 %
16	12/14/14	184	122	172	147	441	5419	30	180.63	- 184.37	= -3.74	278	628	15.0	15.0	50.00 %

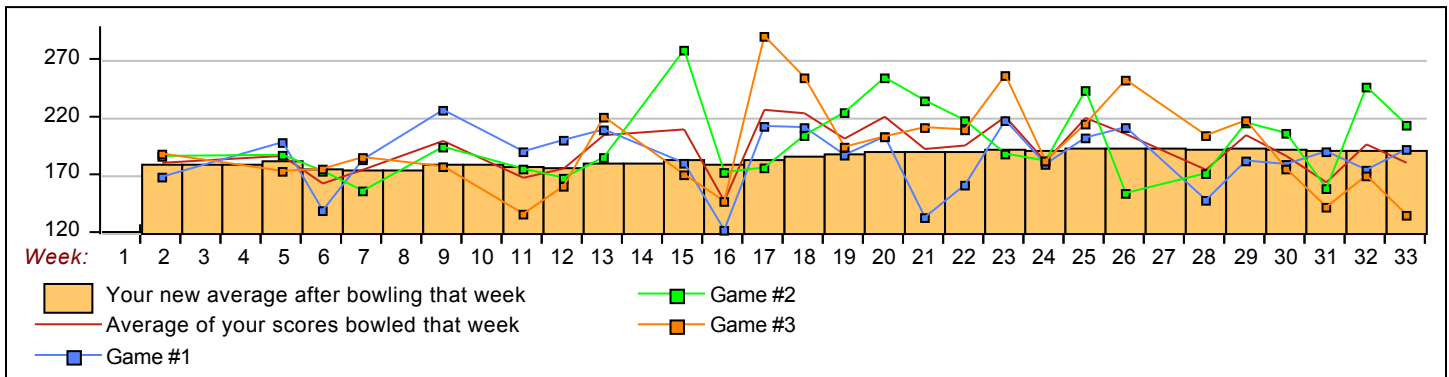
End of 1st part

17	12/21/14	180	212	176	290	678	6097	33	184.76	- 180.63	= 4.12	290	678	16.0	17.0	48.48 %
18	12/28/14	184	211	204	254	669	6766	36	187.94	- 184.76	= 3.19	290	678	19.0	17.0	52.78 %
19	01/04/15	187	187	224	194	605	7371	39	189.00	- 187.94	= 1.06	290	678	21.0	18.0	53.85 %
20	01/11/15	189	203	254	203	660	8031	42	191.21	- 189.00	= 2.21	290	678	23.0	19.0	54.76 %
21	01/18/15	191	133	234	211	578	8609	45	191.31	- 191.21	= 0.10	290	678	25.0	20.0	55.56 %
22	01/25/15	191	161	217	209	587	9196	48	191.58	- 191.31	= 0.27	290	678	27.0	21.0	56.25 %
23	02/01/15	191	217	188	256	661	9857	51	193.27	- 191.58	= 1.69	290	678	30.0	21.0	58.82 %
24	02/08/15	193	179	182	182	543	10400	54	192.59	- 193.27	= -0.68	290	678	31.0	23.0	57.41 %
25	02/08/15	192	202	243	214	659	11059	57	194.02	- 192.59	= 1.42	290	678	33.0	24.0	57.89 %
26	02/15/15	194	211	154	252	617	11676	60	194.60	- 194.02	= 0.58	290	678	35.0	25.0	58.33 %
27	02/22/15	194				0	11676	60	194.60	- 194.60	= 0.00	290	678	35.0	25.0	58.33 %
28	03/01/15	194	148	171	204	523	12199	63	193.63	- 194.60	= -0.97	290	678	35.0	28.0	55.56 %
29	03/08/15	193	182	215	217	614	12813	66	194.14	- 193.63	= 0.50	290	678	35.0	31.0	53.03 %
30	03/08/15	194	179	206	175	560	13373	69	193.81	- 194.14	= -0.32	290	678	37.0	32.0	53.62 %
31	03/15/15	193	190	158	142	490	13863	72	192.54	- 193.81	= -1.27	290	678	37.0	35.0	51.39 %
32	03/22/15	192	174	246	169	589	14452	75	192.69	- 192.54	= 0.15	290	678	38.0	37.0	50.67 %
33	03/29/15	192	192	213	135	540	14992	78	192.21	- 192.69	= -0.49	290	678	38.0	37.0	50.67 %

<100	100's	125's	150's	175's	200's	225's	250's	275's	300's
	1	7	14	25	21	4	4	2	
<400	400's	450's	500's	550's	600's	650's	700's	750's	800's
	1	2	7	6	5	5			

Ave of Game 1	Ave of Game 2	Ave of Game 3
184.46	198.38	193.77

High game of 290 on week 17 High series of 678 on week 17 High average of 194.60 after bowling week 26
 Low game of 122 on week 16 Low series of 441 on week 16 Low average of 175.92 after bowling week 7



Note: This report includes information through March 29 which is week 33 of 33

Tom Neumann's Bowling Record - Team 16: Friends on Forest Home

Week No.	Bowling Date	Old Ave	---Average Change---			Total	Pins	Gms	New - Old ---> +/-			High Game	High Sers	Points Won	Points Lost	%Won
			-1-	-2-	-3-											
1	09/07/14	bk165	211	187	168	566	566	3	188.67	- 0.00	= 188.67	211	566	1.0	2.0	33.33 %
2	09/14/14	bk165				0	566	3	188.67	- 188.67	= 0.00	211	566	1.0	2.0	33.33 %
3	09/21/14	bk165	174	130	150	454	1020	6	170.00	- 188.67	= -18.67	211	566	2.0	4.0	33.33 %
4	09/28/14	bk165	144	181	166	491	1511	9	167.89	- 170.00	= -2.11	211	566	4.0	5.0	44.44 %
5	10/05/14	167	146	141	113	400	1911	12	159.25	- 167.89	= -8.64	211	566	4.0	8.0	33.33 %
6	10/05/14	159				0	1911	12	159.25	- 159.25	= 0.00	211	566	4.0	8.0	33.33 %
7	10/12/14	159				0	1911	12	159.25	- 159.25	= 0.00	211	566	4.0	8.0	33.33 %
8	10/19/14	159	138	148	163	449	2360	15	157.33	- 159.25	= -1.92	211	566	4.0	11.0	26.67 %
9	10/26/14	157				0	2360	15	157.33	- 157.33	= 0.00	211	566	4.0	11.0	26.67 %
10	11/02/14	157	138	180	159	477	2837	18	157.61	- 157.33	= 0.28	211	566	4.0	14.0	22.22 %
11	11/09/14	157	115	174	186	475	3312	21	157.71	- 157.61	= 0.10	211	566	5.0	16.0	23.81 %
12	11/09/14	157	160	153	175	488	3800	24	158.33	- 157.71	= 0.62	211	566	7.0	17.0	29.17 %
13	11/16/14	158				0	3800	24	158.33	- 158.33	= 0.00	211	566	7.0	17.0	29.17 %
14	11/30/14	158	181	191	183	555	4355	27	161.30	- 158.33	= 2.96	211	566	10.0	17.0	37.04 %
15	12/07/14	161	184	162	183	529	4884	30	162.80	- 161.30	= 1.50	211	566	12.0	18.0	40.00 %
16	12/14/14	162	126	153	195	474	5358	33	162.36	- 162.80	= -0.44	211	566	13.0	20.0	39.39 %

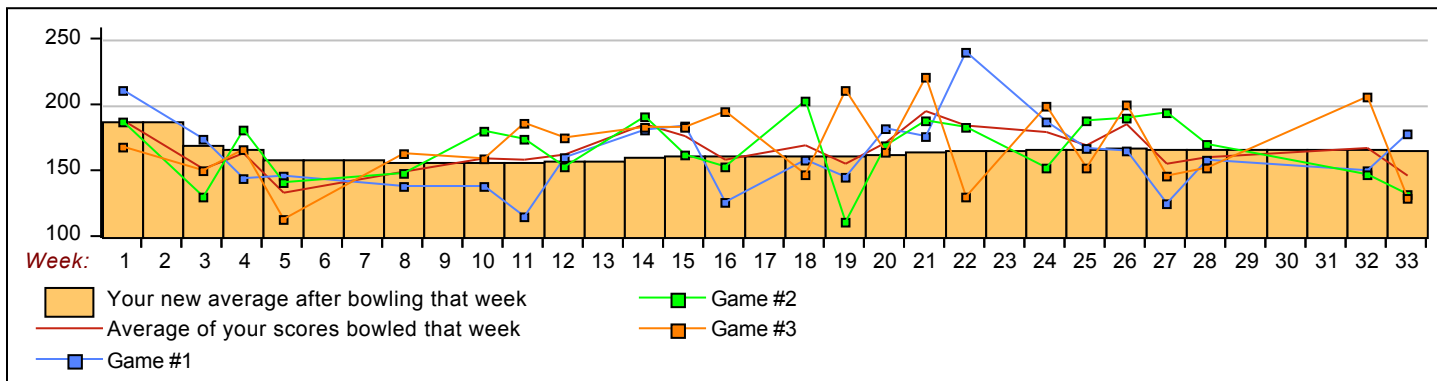
End of 1st part

17	12/21/14	162				0	5358	33	162.36	- 162.36	= 0.00	211	566	13.0	20.0	39.39 %
18	12/28/14	162	158	203	147	508	5866	36	162.94	- 162.36	= 0.58	211	566	15.0	21.0	41.67 %
19	01/04/15	162	145	111	211	467	6333	39	162.38	- 162.94	= -0.56	211	566	16.0	23.0	41.03 %
20	01/11/15	162	182	169	164	515	6848	42	163.05	- 162.38	= 0.66	211	566	17.0	25.0	40.48 %
21	01/18/15	163	176	188	221	585	7433	45	165.18	- 163.05	= 2.13	221	585	20.0	25.0	44.44 %
22	01/25/15	165	240	183	130	553	7986	48	166.38	- 165.18	= 1.20	240	585	22.0	26.0	45.83 %
23	02/01/15	166				0	7986	48	166.38	- 166.38	= 0.00	240	585	22.0	26.0	45.83 %
24	02/08/15	166	187	152	199	538	8524	51	167.14	- 166.38	= 0.76	240	585	25.0	26.0	49.02 %
25	02/08/15	167	167	188	152	507	9031	54	167.24	- 167.14	= 0.10	240	585	25.0	29.0	46.30 %
26	02/15/15	167	165	190	200	555	9586	57	168.18	- 167.24	= 0.93	240	585	27.5	29.5	48.25 %
27	02/22/15	168	125	194	146	465	10051	60	167.52	- 168.18	= -0.66	240	585	28.5	31.5	47.50 %
28	03/01/15	167	158	170	152	480	10531	63	167.16	- 167.52	= -0.36	240	585	28.5	34.5	45.24 %
29	03/08/15	167				0	10531	63	167.16	- 167.16	= 0.00	240	585	28.5	34.5	45.24 %
30	03/08/15	167				0	10531	63	167.16	- 167.16	= 0.00	240	585	28.5	34.5	45.24 %
31	03/15/15	167				0	10531	63	167.16	- 167.16	= 0.00	240	585	28.5	34.5	45.24 %
32	03/22/15	167	150	147	206	503	11034	66	167.18	- 167.16	= 0.02	240	585	29.5	36.5	44.70 %
33	03/29/15	167	178	132	129	439	11473	69	166.28	- 167.18	= -0.91	240	585	29.5	36.5	44.70 %

<u><100</u>	<u>100's</u>	<u>125's</u>	<u>150's</u>	<u>175's</u>	<u>200's</u>	<u>225's</u>	<u>250's</u>	<u>275's</u>	<u>300's</u>
	3	16	22	21	6	1			
<u><400</u>	<u>400's</u>	<u>450's</u>	<u>500's</u>	<u>550's</u>	<u>600's</u>	<u>650's</u>	<u>700's</u>	<u>750's</u>	<u>800's</u>
	3	9	6	5					

<u>Ave of Game 1</u>	<u>Ave of Game 2</u>	<u>Ave of Game 3</u>
162.96	166.39	169.48

High game of **240** on week **22** High series of **585** on week **21** High average of **188.67** after bowling week **1**
 Low game of **111** on week **19** Low series of **400** on week **5** Low average of **157.33** after bowling week **8**



Note: This report includes information through March 29 which is week 33 of 33

John Fehlhaber's Bowling Record - Team 16: Friends on Forest Home

Week No.	Bowling Date	Old Ave	Average			Total	Pins	Gms	---Average Change---			High Game	High Sers	Points Won	Points Lost	%Won
			-1-	-2-	-3-				New	Old	+/-					
1	09/07/14	bk192	173	244	223	640	640	3	213.33	- 0.00	= 213.33	244	640	2.0	1.0	66.67 %
2	09/14/14	bk192	195	212	184	591	1231	6	205.17	- 213.33	= -8.17	244	640	4.5	1.5	75.00 %
3	09/21/14	bk192	183	184	190	557	1788	9	198.67	- 205.17	= -6.50	244	640	7.5	1.5	83.33 %
4	09/28/14	198	168	201	192	561	2349	12	195.75	- 198.67	= -2.92	244	640	8.5	3.5	70.83 %
5	10/05/14	195	169	202	193	564	2913	15	194.20	- 195.75	= -1.55	244	640	9.5	5.5	63.33 %
6	10/05/14	194	137	170	165	472	3385	18	188.06	- 194.20	= -6.14	244	640	9.5	8.5	52.78 %
7	10/12/14	188	147	193	235	575	3960	21	188.57	- 188.06	= 0.52	244	640	10.5	10.5	50.00 %
8	10/19/14	188	181	180	212	573	4533	24	188.88	- 188.57	= 0.30	244	640	10.5	13.5	43.75 %
9	10/26/14	188	194	176	187	557	5090	27	188.52	- 188.88	= -0.36	244	640	12.5	14.5	46.30 %
10	11/02/14	188	179	211	173	563	5653	30	188.43	- 188.52	= -0.09	244	640	13.5	16.5	45.00 %
11	11/09/14	188				0	5653	30	188.43	- 188.43	= 0.00	244	640	13.5	16.5	45.00 %
12	11/09/14	188				0	5653	30	188.43	- 188.43	= 0.00	244	640	13.5	16.5	45.00 %
13	11/16/14	188	237	211	173	621	6274	33	190.12	- 188.43	= 1.69	244	640	16.5	16.5	50.00 %
14	11/30/14	190	214	187	224	625	6899	36	191.64	- 190.12	= 1.52	244	640	18.5	17.5	51.39 %
15	12/07/14	191	226	222	220	668	7567	39	194.03	- 191.64	= 2.39	244	668	20.5	18.5	52.56 %
16	12/14/14	194				0	7567	39	194.03	- 194.03	= 0.00	244	668	20.5	18.5	52.56 %

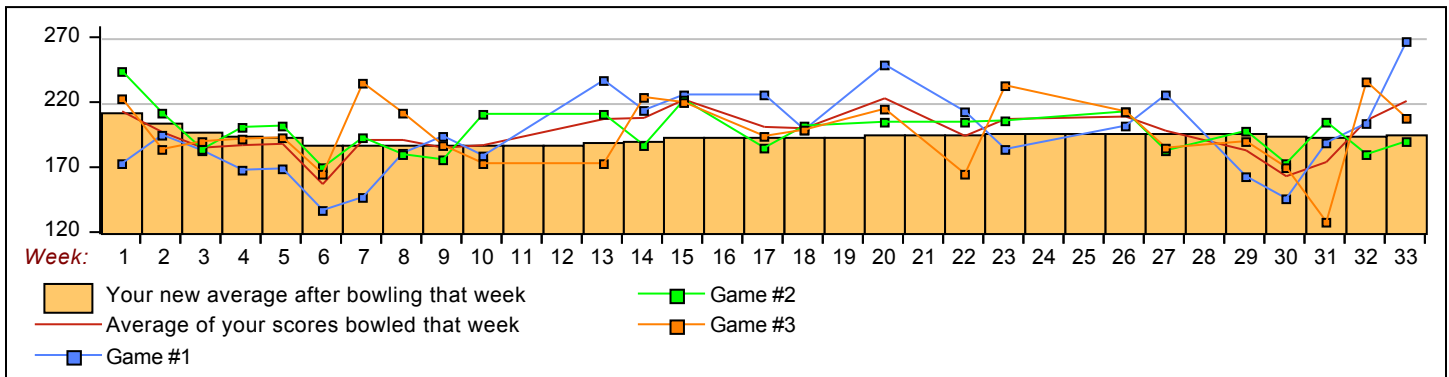
End of 1st part

17	12/21/14	194	226	185	194	605	8172	42	194.57	- 194.03	= 0.55	244	668	21.5	20.5	51.19 %
18	12/28/14	194	199	202	199	600	8772	45	194.93	- 194.57	= 0.36	244	668	24.5	20.5	54.44 %
19	01/04/15	194				0	8772	45	194.93	- 194.93	= 0.00	244	668	24.5	20.5	54.44 %
20	01/11/15	194	249	205	215	669	9441	48	196.69	- 194.93	= 1.75	249	669	27.5	20.5	57.29 %
21	01/18/15	196				0	9441	48	196.69	- 196.69	= 0.00	249	669	27.5	20.5	57.29 %
22	01/25/15	196	213	205	165	583	10024	51	196.55	- 196.69	= -0.14	249	669	30.0	21.0	58.82 %
23	02/01/15	196	184	206	233	623	10647	54	197.17	- 196.55	= 0.62	249	669	31.0	23.0	57.41 %
24	02/08/15	197				0	10647	54	197.17	- 197.17	= 0.00	249	669	31.0	23.0	57.41 %
25	02/08/15	197				0	10647	54	197.17	- 197.17	= 0.00	249	669	31.0	23.0	57.41 %
26	02/15/15	197	202	213	213	628	11275	57	197.81	- 197.17	= 0.64	249	669	34.0	23.0	59.65 %
27	02/22/15	197	226	183	185	594	11869	60	197.82	- 197.81	= 0.01	249	669	35.0	25.0	58.33 %
28	03/01/15	197				0	11869	60	197.82	- 197.82	= 0.00	249	669	35.0	25.0	58.33 %
29	03/08/15	197	163	198	190	551	12420	63	197.14	- 197.82	= -0.67	249	669	35.0	28.0	55.56 %
30	03/08/15	197	146	173	170	489	12909	66	195.59	- 197.14	= -1.55	249	669	37.0	29.0	56.06 %
31	03/15/15	195	189	205	128	522	13431	69	194.65	- 195.59	= -0.94	249	669	38.0	31.0	55.07 %
32	03/22/15	194	204	180	236	620	14051	72	195.15	- 194.65	= 0.50	249	669	38.0	34.0	52.78 %
33	03/29/15	195	267	190	208	665	14716	75	196.21	- 195.15	= 1.06	249	669	38.0	34.0	52.78 %

<100	100's	125's	150's	175's	200's	225's	250's	275's	300's
		4	11	27	23	9	1		
<400	400's	450's	500's	550's	600's	650's	700's	750's	800's
		2	1	11	8	3			

Ave of Game 1	Ave of Game 2	Ave of Game 3
194.84	197.52	196.28

High game of **267** on week **33** High series of **669** on week **28** High average of **213.33** after bowling week **1**
 Low game of **128** on week **31** Low series of **472** on week **6** Low average of **188.06** after bowling week **6**



Note: This report includes information through March 29 which is week 33 of 33

Michael Lake's Bowling Record - Team 16: Friends on Forest Home

Week No.	Bowling Date	Old Ave	Average			Total	Pins	Gms	---Average Change---			High Game	High Sers	Points Won	Points Lost	%Won	
			-1-	-2-	-3-				New	Old	---> +/-						
1	09/07/14	bk188	194	177	213	584	584	3	194.67	-	0.00	= 194.67	213	584	2.0	1.0	66.67 %
2	09/14/14	bk188	187	190	224	601	1185	6	197.50	-	194.67	= 2.83	224	601	5.0	1.0	83.33 %
3	09/21/14	bk188	196	168	212	576	1761	9	195.67	-	197.50	= -1.83	224	601	8.0	1.0	88.89 %
4	09/28/14	195	179	203	191	573	2334	12	194.50	-	195.67	= -1.17	224	601	9.0	3.0	75.00 %
5	10/05/14	194				0	2334	12	194.50	-	194.50	= 0.00	224	601	9.0	3.0	75.00 %
6	10/05/14	194	223	192	147	562	2896	15	193.07	-	194.50	= -1.43	224	601	11.0	4.0	73.33 %
7	10/12/14	193	182	183	246	611	3507	18	194.83	-	193.07	= 1.77	246	611	13.0	5.0	72.22 %
8	10/19/14	194	223	244	246	713	4220	21	200.95	-	194.83	= 6.12	246	713	16.0	5.0	76.19 %
9	10/26/14	200	150	192	163	505	4725	24	196.88	-	200.95	= -4.08	246	713	16.0	8.0	66.67 %
10	11/02/14	196	159	202	159	520	5245	27	194.26	-	196.88	= -2.62	246	713	17.0	10.0	62.96 %
11	11/09/14	194	155	165	175	495	5740	30	191.33	-	194.26	= -2.93	246	713	17.0	13.0	56.67 %
12	11/09/14	191	229	225	194	648	6388	33	193.58	-	191.33	= 2.24	246	713	18.0	15.0	54.55 %
13	11/16/14	193	142	146	207	495	6883	36	191.19	-	193.58	= -2.38	246	713	19.0	17.0	52.78 %
14	11/30/14	191	174	217	205	596	7479	39	191.77	-	191.19	= 0.57	246	713	20.0	19.0	51.28 %
15	12/07/14	191				0	7479	39	191.77	-	191.77	= 0.00	246	713	20.0	19.0	51.28 %
16	12/14/14	191	175	149	179	503	7982	42	190.05	-	191.77	= -1.72	246	713	22.0	20.0	52.38 %

End of 1st part

17	12/21/14	190	169	206	190	565	8547	45	189.93	-	190.05	= -0.11	246	713	22.0	23.0	48.89 %
18	12/28/14	189				0	8547	45	189.93	-	189.93	= 0.00	246	713	22.0	23.0	48.89 %
19	01/04/15	189	179	165	200	544	9091	48	189.40	-	189.93	= -0.54	246	713	24.0	24.0	50.00 %
20	01/11/15	189				0	9091	48	189.40	-	189.40	= 0.00	246	713	24.0	24.0	50.00 %
21	01/18/15	189	170	128	163	461	9552	51	187.29	-	189.40	= -2.10	246	713	24.0	27.0	47.06 %
22	01/25/15	187	155	150	181	486	10038	54	185.89	-	187.29	= -1.41	246	713	25.0	29.0	46.30 %
23	02/01/15	185	204	200	196	600	10638	57	186.63	-	185.89	= 0.74	246	713	26.0	31.0	45.61 %
24	02/08/15	186	128	157	202	487	11125	60	185.42	-	186.63	= -1.21	246	713	26.0	34.0	43.33 %
25	02/08/15	185	163	187	178	528	11653	63	184.97	-	185.42	= -0.45	246	713	28.0	35.0	44.44 %
26	02/15/15	184				0	11653	63	184.97	-	184.97	= 0.00	246	713	28.0	35.0	44.44 %
27	02/22/15	184	141	145	200	486	12139	66	183.92	-	184.97	= -1.04	246	713	29.0	37.0	43.94 %
28	03/01/15	183	167	137	223	527	12666	69	183.57	-	183.92	= -0.36	246	713	30.0	39.0	43.48 %
29	03/08/15	183	175	182	225	582	13248	72	184.00	-	183.57	= 0.43	246	713	32.0	40.0	44.44 %
30	03/08/15	184	122	167	153	442	13690	75	182.53	-	184.00	= -1.47	246	713	32.0	43.0	42.67 %
31	03/15/15	182	139	168	132	439	14129	78	181.14	-	182.53	= -1.39	246	713	32.0	46.0	41.03 %
32	03/22/15	181				0	14129	78	181.14	-	181.14	= 0.00	246	713	32.0	46.0	41.03 %
33	03/29/15	181	197	183	221	601	14730	81	181.85	-	181.14	= 0.71	246	713	32.0	46.0	41.03 %

<u><100</u>	<u>100's</u>	<u>125's</u>	<u>150's</u>	<u>175's</u>	<u>200's</u>	<u>225's</u>	<u>250's</u>	<u>275's</u>	<u>300's</u>
	1	11	20	25	18	6			
<u><400</u>	<u>400's</u>	<u>450's</u>	<u>500's</u>	<u>550's</u>	<u>600's</u>	<u>650's</u>	<u>700's</u>	<u>750's</u>	<u>800's</u>
	2	6	6	7	5		1		

<u>Ave of Game 1</u>	<u>Ave of Game 2</u>	<u>Ave of Game 3</u>
173.22	178.81	193.52

High game of	246	on week	7	High series of	713	on week	8	High average of	200.95	after bowling week	8
Low game of	122	on week	30	Low series of	439	on week	31	Low average of	181.14	after bowling week	31

