

Sunday Morning Threesome

Sunday 9:00 am

Classic Lanes

Lanes 1 - 16

Note: This report includes information through March 29 which is week 33 of 33

Team 3: Bob-A-Roo's Boyz

Name	Pins	Gms	True Average	Book Ave	High Game	High Sers	Points Won	Points Lost	%Won
Liebherr, Brian	12645	60	210.75	210	275	705	30.5	26.5	53.51 %
Traber, Jason	19279	96	200.82	205	268	712	49.0	44.0	52.69 %
Cywinski, Brian	18813	96	195.97	198	257	661	41.0	52.0	44.09 %
Juhay, Lisa	8229	39	211.00	216	278	724	19.0	20.0	48.72 %
Dooley, Nic	1228	6	204.67	212	227	656	5.0	1.0	83.33 %

Team History

Week No.	Bowling Date	Opp. Team	-1-	-2-	-3-	Total	Last Wk WON	Last Wk Lost	Points Won	Points Lost	Year-To-Date WON	Y-T-D LOST	High Game	High Sers
1	09/07/14	4	663	661	606	1930	14	2	14	2	14	2	663	1930
2	09/14/14	8	610	602	630	1842	12	4	26	6	26	6	663	1930
3	09/21/14	11	564	534	632	1730	10 ½	5 ½	36 ½	11 ½	36 ½	11 ½	663	1930
4	09/28/14	13	563	608	584	1755	11	5	47 ½	16 ½	47 ½	16 ½	663	1930
5	10/05/14	6	608	540	673	1821	7	9	54 ½	25 ½	54 ½	25 ½	673	1930
6	10/05/14	10	505	611	621	1737	11	5	65 ½	30 ½	65 ½	30 ½	673	1930
7	10/12/14	2	561	655	661	1877	11	5	76 ½	35 ½	76 ½	35 ½	673	1930
8	10/19/14	16	666	646	729	2041	13	3	89 ½	38 ½	89 ½	38 ½	729	2041
9	10/26/14	15	563	674	643	1880	3	13	92 ½	51 ½	92 ½	51 ½	729	2041
10	11/02/14	5	604	674	613	1891	5	11	97 ½	62 ½	97 ½	62 ½	729	2041
11	11/09/14	7	605	563	704	1872	3	13	100 ½	75 ½	100 ½	75 ½	729	2041
12	11/09/14	12	657	637	612	1906	7	9	107 ½	84 ½	107 ½	84 ½	729	2041
13	11/16/14	14	499	651	618	1768	5	11	112 ½	95 ½	112 ½	95 ½	729	2041
14	11/30/14	9	586	663	655	1904	11	5	123 ½	100 ½	123 ½	100 ½	729	2041
15	12/07/14	1	602	585	618	1805	1	15	124 ½	115 ½	124 ½	115 ½	729	2041
16	12/14/14	5	540	564	539	1643	4	12	128 ½	127 ½	128 ½	127 ½	729	2041

End of 1st part

17	12/21/14	4	612	631	615	1858	12	4	12	4	140 ½	131 ½	729	2041
18	12/28/14	8	617	555	709	1881	5	11	17	15	145 ½	142 ½	729	2041
19	01/04/15	11	576	596	566	1738	3	13	20	28	148 ½	155 ½	729	2041
20	01/11/15	13	617	547	682	1846	10	6	30	34	158 ½	161 ½	729	2041
21	01/18/15	6	569	626	502	1697	4	12	34	46	162 ½	173 ½	729	2041
22	01/25/15	10	630	627	666	1923	6	10	40	56	168 ½	183 ½	729	2041
23	02/01/15	2	589	526	670	1785	9	7	49	63	177 ½	190 ½	729	2041
24	02/08/15	16	517	592	649	1758	10	6	59	69	187 ½	196 ½	729	2041
25	02/08/15	15	585	514	624	1723	9	7	68	76	196 ½	203 ½	729	2041
26	02/15/15	5	570	577	564	1711	3	13	71	89	199 ½	216 ½	729	2041
27	02/22/15	7	580	535	541	1656	2	14	73	103	201 ½	230 ½	729	2041
28	03/01/15	12	662	602	611	1875	13	3	86	106	214 ½	233 ½	729	2041
29	03/08/15	14	635	624	594	1853	8	8	94	114	222 ½	241 ½	729	2041
30	03/08/15	9	659	636	587	1882	14	2	108	116	236 ½	243 ½	729	2041
31	03/15/15	1	651	620	674	1945	14	2	122	118	250 ½	245 ½	729	2041
32	03/22/15	6	619	560	618	1797	7	9	129	127	257 ½	254 ½	729	2041
33	03/29/15	4	643	661	560	1864	0	0	129	127	257 ½	254 ½	729	2041

Sunday Morning Threesome

Sunday 9:00 am

Classic Lanes

Lanes 1 - 16

Note: This report includes information through March 29 which is week 33 of 33

Brian Liebherr's Bowling Record - Team 3: Bob-A-Roo's Boyz

Week No.	Bowling Date	Old Ave	---Average Change---			Total	Pins	Gms	New - Old --> +/-			High Game	High Sers	Points Won	Points Lost	%Won		
			-1-	-2-	-3-					=								
1	09/07/14	bk210				0	0	0	-	0.00	=	0.00	0	0			0.00 %	
2	09/14/14	bk210				0	0	0	-	0.00	=	0.00	0	0			0.00 %	
3	09/21/14	bk210	194	204	237	635	635	3	211.67	-	0.00	=	211.67	237	635	2.5	0.5	83.33 %
4	09/28/14	bk210	212	232	193	637	1272	6	212.00	-	211.67	=	0.33	237	637	5.5	0.5	91.67 %
5	10/05/14	bk210				0	1272	6	212.00	-	212.00	=	0.00	237	637	5.5	0.5	91.67 %
6	10/05/14	bk210	154	185	193	532	1804	9	200.44	-	212.00	=	-11.56	237	637	7.5	1.5	83.33 %
7	10/12/14	200				0	1804	9	200.44	-	200.44	=	0.00	237	637	7.5	1.5	83.33 %
8	10/19/14	200	224	236	236	696	2500	12	208.33	-	200.44	=	7.89	237	696	7.5	4.5	62.50 %
9	10/26/14	208	194	221	246	661	3161	15	210.73	-	208.33	=	2.40	246	696	8.5	6.5	56.67 %
10	11/02/14	210	202	223	226	651	3812	18	211.78	-	210.73	=	1.04	246	696	10.5	7.5	58.33 %
11	11/09/14	211				0	3812	18	211.78	-	211.78	=	0.00	246	696	10.5	7.5	58.33 %
12	11/09/14	211	225	213	225	663	4475	21	213.10	-	211.78	=	1.32	246	696	11.5	9.5	54.76 %
13	11/16/14	213				0	4475	21	213.10	-	213.10	=	0.00	246	696	11.5	9.5	54.76 %
14	11/30/14	213	204	226	172	602	5077	24	211.54	-	213.10	=	-1.55	246	696	12.5	11.5	52.08 %
15	12/07/14	211	225	226	211	662	5739	27	212.56	-	211.54	=	1.01	246	696	13.5	13.5	50.00 %
16	12/14/14	212				0	5739	27	212.56	-	212.56	=	0.00	246	696	13.5	13.5	50.00 %

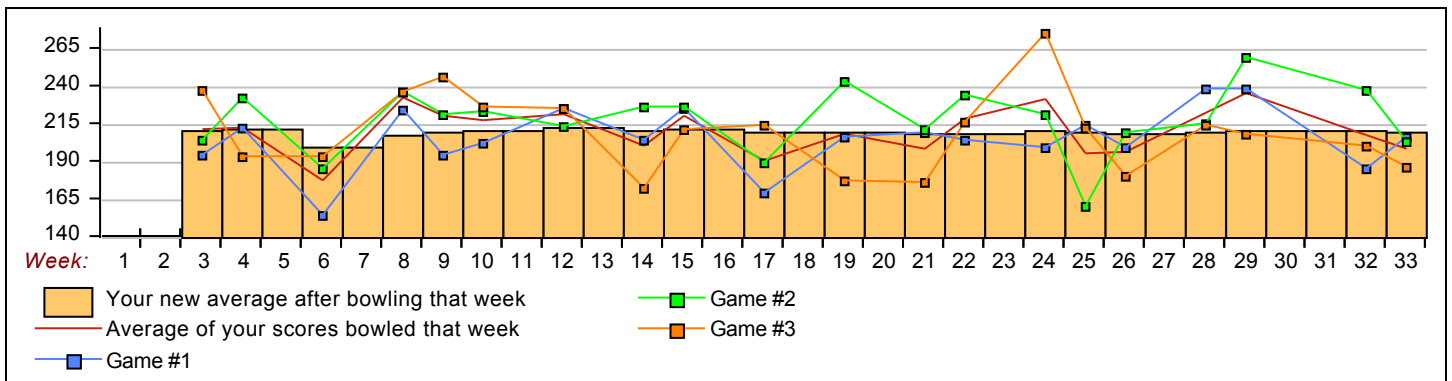
End of 1st part

17	12/21/14	212	169	189	214	572	6311	30	210.37	-	212.56	=	-2.19	246	696	14.5	15.5	48.33 %
18	12/28/14	210				0	6311	30	210.37	-	210.37	=	0.00	246	696	14.5	15.5	48.33 %
19	01/04/15	210	206	243	177	626	6937	33	210.21	-	210.37	=	-0.15	246	696	16.5	16.5	50.00 %
20	01/11/15	210				0	6937	33	210.21	-	210.21	=	0.00	246	696	16.5	16.5	50.00 %
21	01/18/15	210	209	211	176	596	7533	36	209.25	-	210.21	=	-0.96	246	696	16.5	19.5	45.83 %
22	01/25/15	209	204	234	216	654	8187	39	209.92	-	209.25	=	0.67	246	696	18.5	20.5	47.44 %
23	02/01/15	209				0	8187	39	209.92	-	209.92	=	0.00	246	696	18.5	20.5	47.44 %
24	02/08/15	209	199	221	275	695	8882	42	211.48	-	209.92	=	1.55	275	696	21.5	20.5	51.19 %
25	02/08/15	211	214	160	212	586	9468	45	210.40	-	211.48	=	-1.08	275	696	23.5	21.5	52.22 %
26	02/15/15	210	199	209	180	588	10056	48	209.50	-	210.40	=	-0.90	275	696	24.5	23.5	51.04 %
27	02/22/15	209				0	10056	48	209.50	-	209.50	=	0.00	275	696	24.5	23.5	51.04 %
28	03/01/15	209	238	215	214	667	10723	51	210.25	-	209.50	=	0.75	275	696	27.5	23.5	53.92 %
29	03/08/15	210	238	259	208	705	11428	54	211.63	-	210.25	=	1.37	275	705	29.5	24.5	54.63 %
30	03/08/15	211				0	11428	54	211.63	-	211.63	=	0.00	275	705	29.5	24.5	54.63 %
31	03/15/15	211				0	11428	54	211.63	-	211.63	=	0.00	275	705	29.5	24.5	54.63 %
32	03/22/15	211	185	237	200	622	12050	57	211.40	-	211.63	=	-0.23	275	705	30.5	26.5	53.51 %
33	03/29/15	211	206	203	186	595	12645	60	210.75	-	211.40	=	-0.65	275	705	30.5	26.5	53.51 %

<100	100's	125's	150's	175's	200's	225's	250's	275's	300's
			4	13	25	16	1	1	
<400	400's	450's	500's	550's	600's	650's	700's	750's	800's
			1	5	5	8	1		

Ave of Game 1	Ave of Game 2	Ave of Game 3
205.05	217.35	209.85

High game of 275 on week 24 High series of 705 on week 2 High average of 213.10 after bowling week 12
 Low game of 154 on week 6 Low series of 532 on week 6 Low average of 200.44 after bowling week 6



Sunday Morning Threesome

Sunday 9:00 am

Classic Lanes

Lanes 1 - 16

Note: This report includes information through March 29 which is week 33 of 33

Jason Traber's Bowling Record - Team 3: Bob-A-Roo's Boyz

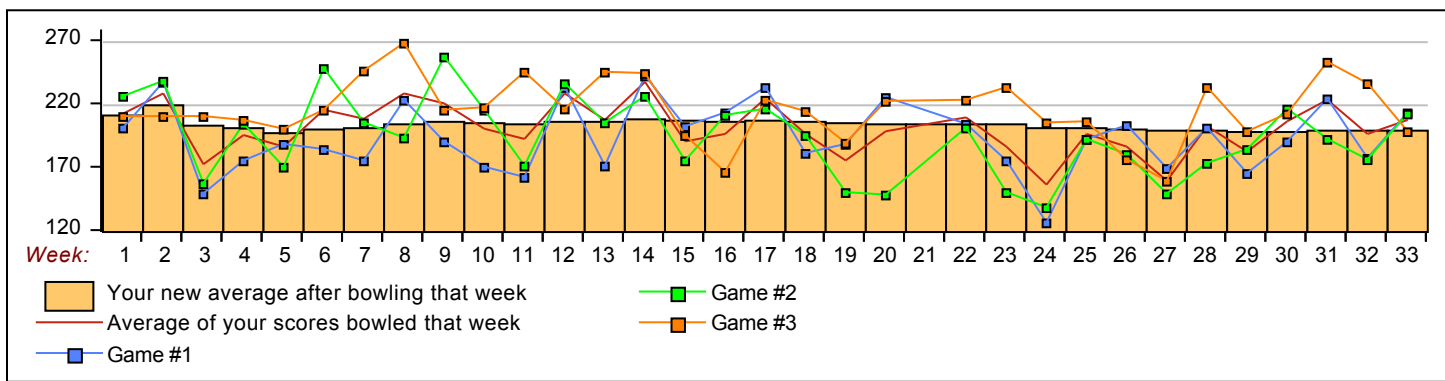
Week No.	Bowling Date	Old Ave	---Average Change---			Total	Pins	Gms	New - Old ---> +/-			High Game	High Sers	Points Won	Points Lost	%Won
			-1-	-2-	-3-											
1	09/07/14	bk205	201	226	210	637	637	3	212.33	- 0.00	= 212.33	226	637	1.0	2.0	33.33 %
2	09/14/14	bk205	237	238	210	685	1322	6	220.33	- 212.33	= 8.00	238	685	4.0	2.0	66.67 %
3	09/21/14	bk205	149	157	210	516	1838	9	204.22	- 220.33	= -16.11	238	685	5.0	4.0	55.56 %
4	09/28/14	204	175	204	207	586	2424	12	202.00	- 204.22	= -2.22	238	685	7.0	5.0	58.33 %
5	10/05/14	202	188	170	200	558	2982	15	198.80	- 202.00	= -3.20	238	685	8.0	7.0	53.33 %
6	10/05/14	198	184	248	215	647	3629	18	201.61	- 198.80	= 2.81	248	685	11.0	7.0	61.11 %
7	10/12/14	201	175	205	246	626	4255	21	202.62	- 201.61	= 1.01	248	685	13.0	8.0	61.90 %
8	10/19/14	202	223	193	268	684	4939	24	205.79	- 202.62	= 3.17	268	685	16.0	8.0	66.67 %
9	10/26/14	205	190	257	215	662	5601	27	207.44	- 205.79	= 1.65	268	685	18.0	9.0	66.67 %
10	11/02/14	207	170	215	217	602	6203	30	206.77	- 207.44	= -0.68	268	685	19.0	11.0	63.33 %
11	11/09/14	206	162	171	245	578	6781	33	205.48	- 206.77	= -1.28	268	685	19.0	14.0	57.58 %
12	11/09/14	205	233	236	216	685	7466	36	207.39	- 205.48	= 1.90	268	685	21.0	15.0	58.33 %
13	11/16/14	207	171	205	245	621	8087	39	207.36	- 207.39	= -0.03	268	685	23.0	16.0	58.97 %
14	11/30/14	207	242	226	244	712	8799	42	209.50	- 207.36	= 2.14	268	712	26.0	16.0	61.90 %
15	12/07/14	209	202	175	195	572	9371	45	208.24	- 209.50	= -1.26	268	712	26.0	19.0	57.78 %
16	12/14/14	208	213	211	166	590	9961	48	207.52	- 208.24	= -0.72	268	712	27.0	21.0	56.25 %

End of 1st part

17	12/21/14	207	233	216	223	672	10633	51	208.49	- 207.52	= 0.97	268	712	29.0	22.0	56.86 %
18	12/28/14	208	181	195	214	590	11223	54	207.83	- 208.49	= -0.66	268	712	29.0	25.0	53.70 %
19	01/04/15	207	188	150	189	527	11750	57	206.14	- 207.83	= -1.69	268	712	29.0	28.0	50.88 %
20	01/11/15	206	225	148	222	595	12345	60	205.75	- 206.14	= -0.39	268	712	31.0	29.0	51.67 %
21	01/18/15	205				0	12345	60	205.75	- 205.75	= 0.00	268	712	31.0	29.0	51.67 %
22	01/25/15	205	204	201	223	628	12973	63	205.92	- 205.75	= 0.17	268	712	32.0	31.0	50.79 %
23	02/01/15	205	175	150	233	558	13531	66	205.02	- 205.92	= -0.91	268	712	34.0	32.0	51.52 %
24	02/08/15	205	126	138	205	469	14000	69	202.90	- 205.02	= -2.12	268	712	34.0	35.0	49.28 %
25	02/08/15	202	192	192	206	590	14590	72	202.64	- 202.90	= -0.26	268	712	37.0	35.0	51.39 %
26	02/15/15	202	203	180	176	559	15149	75	201.99	- 202.64	= -0.65	268	712	38.0	37.0	50.67 %
27	02/22/15	201	169	149	159	477	15626	78	200.33	- 201.99	= -1.65	268	712	38.0	40.0	48.72 %
28	03/01/15	200	201	173	233	607	16233	81	200.41	- 200.33	= 0.07	268	712	40.0	41.0	49.38 %
29	03/08/15	200	165	184	198	547	16780	84	199.76	- 200.41	= -0.65	268	712	42.0	42.0	50.00 %
30	03/08/15	199	190	216	212	618	17398	87	199.98	- 199.76	= 0.22	268	712	45.0	42.0	51.72 %
31	03/15/15	199	224	192	253	669	18067	90	200.74	- 199.98	= 0.77	268	712	48.0	42.0	53.33 %
32	03/22/15	200	177	176	236	589	18656	93	200.60	- 200.74	= -0.14	268	712	49.0	44.0	52.69 %
33	03/29/15	200	213	212	198	623	19279	96	200.82	- 200.60	= 0.22	268	712	49.0	44.0	52.69 %

<u><100</u>	<u>100's</u>	<u>125's</u>	<u>150's</u>	<u>175's</u>	<u>200's</u>	<u>225's</u>	<u>250's</u>	<u>275's</u>	<u>300's</u>
		5	13	24	34	17	3		
<u><400</u>	<u>400's</u>	<u>450's</u>	<u>500's</u>	<u>550's</u>	<u>600's</u>	<u>650's</u>	<u>700's</u>	<u>750's</u>	<u>800's</u>
		2	3	11	9	6	1		
<u>Ave of Game 1</u>			<u>Ave of Game 2</u>			<u>Ave of Game 3</u>			
193.16			194.03			215.28			

High game of **268** on week **8** High series of **712** on week **14** High average of **220.33** after bowling week **2**
 Low game of **126** on week **24** Low series of **469** on week **24** Low average of **198.80** after bowling week **5**



Sunday Morning Threesome

Sunday 9:00 am

Classic Lanes

Lanes 1 - 16

Note: This report includes information through March 29 which is week 33 of 33

Brian Cywinski's Bowling Record - Team 3: Bob-A-Roo's Boyz

Week No.	Bowling Date	Old Ave	Average Change			Total	Pins	Gms	---Average Change---			High Game	High Sers	Points Won	Points Lost	%Won	
			-1-	-2-	-3-				New	Old	---> +/-						
1	09/07/14	bk198	235	212	190	637	637	3	212.33	-	0.00	= 212.33	235	637	3.0		100.00 %
2	09/14/14	bk198	167	173	245	585	1222	6	203.67	-	212.33	= -8.67	245	637	4.0	2.0	66.67 %
3	09/21/14	bk198	221	173	185	579	1801	9	200.11	-	203.67	= -3.56	245	637	6.0	3.0	66.67 %
4	09/28/14	200	176	172	184	532	2333	12	194.42	-	200.11	= -5.69	245	637	7.0	5.0	58.33 %
5	10/05/14	194	221	166	239	626	2959	15	197.27	-	194.42	= 2.85	245	637	9.0	6.0	60.00 %
6	10/05/14	197	167	178	213	558	3517	18	195.39	-	197.27	= -1.88	245	637	10.0	8.0	55.56 %
7	10/12/14	195	184	224	187	595	4112	21	195.81	-	195.39	= 0.42	245	637	11.0	10.0	52.38 %
8	10/19/14	195	219	217	225	661	4773	24	198.88	-	195.81	= 3.07	245	661	14.0	10.0	58.33 %
9	10/26/14	198	179	196	182	557	5330	27	197.41	-	198.88	= -1.47	245	661	14.0	13.0	51.85 %
10	11/02/14	197	232	236	170	638	5968	30	198.93	-	197.41	= 1.53	245	661	16.0	14.0	53.33 %
11	11/09/14	198	241	148	181	570	6538	33	198.12	-	198.93	= -0.81	245	661	17.0	16.0	51.52 %
12	11/09/14	198	199	188	171	558	7096	36	197.11	-	198.12	= -1.01	245	661	19.0	17.0	52.78 %
13	11/16/14	197	147	198	202	547	7643	39	195.97	-	197.11	= -1.14	245	661	19.0	20.0	48.72 %
14	11/30/14	195	140	211	239	590	8233	42	196.02	-	195.97	= 0.05	245	661	21.0	21.0	50.00 %
15	12/07/14	196				0	8233	42	196.02	-	196.02	= 0.00	245	661	21.0	21.0	50.00 %
16	12/14/14	196	160	176	156	492	8725	45	193.89	-	196.02	= -2.13	245	661	21.0	24.0	46.67 %

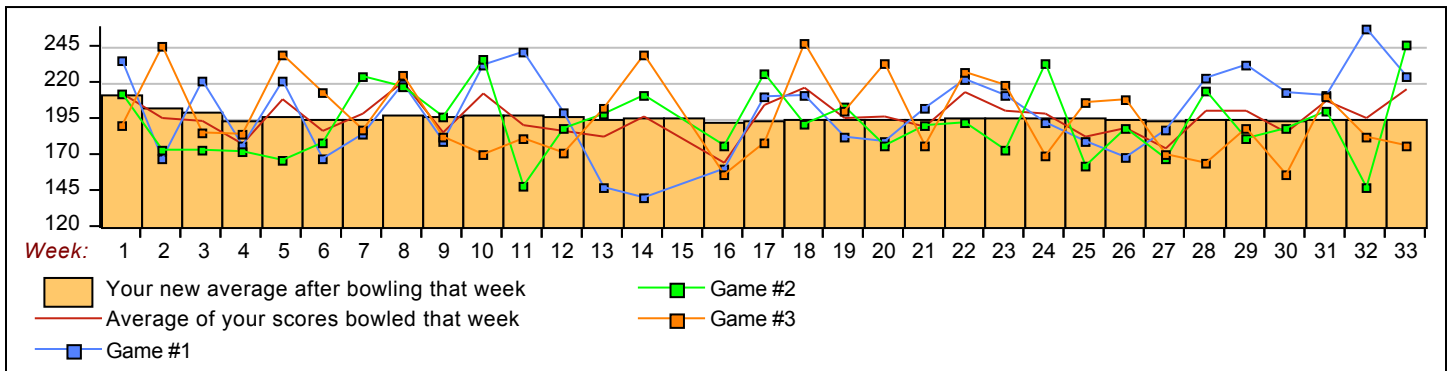
End of 1st part

17	12/21/14	193	210	226	178	614	9339	48	194.56	-	193.89	= 0.67	245	661	23.0	25.0	47.92 %
18	12/28/14	194	211	191	247	649	9988	51	195.84	-	194.56	= 1.28	247	661	25.0	26.0	49.02 %
19	01/04/15	195	182	203	200	585	10573	54	195.80	-	195.84	= -0.05	247	661	26.0	28.0	48.15 %
20	01/11/15	195	179	176	233	588	11161	57	195.81	-	195.80	= 0.01	247	661	27.0	30.0	47.37 %
21	01/18/15	195	202	190	176	568	11729	60	195.48	-	195.81	= -0.32	247	661	28.0	32.0	46.67 %
22	01/25/15	195	222	192	227	641	12370	63	196.35	-	195.48	= 0.87	247	661	29.0	34.0	46.03 %
23	02/01/15	196	211	173	218	602	12972	66	196.55	-	196.35	= 0.20	247	661	31.0	35.0	46.97 %
24	02/08/15	196	192	233	169	594	13566	69	196.61	-	196.55	= 0.06	247	661	33.0	36.0	47.83 %
25	02/08/15	196	179	162	206	547	14113	72	196.01	-	196.61	= -0.59	247	661	33.0	39.0	45.83 %
26	02/15/15	196	168	188	208	564	14677	75	195.69	-	196.01	= -0.32	247	661	34.0	41.0	45.33 %
27	02/22/15	195	187	167	170	524	15201	78	194.88	-	195.69	= -0.81	247	661	34.0	44.0	43.59 %
28	03/01/15	194	223	214	164	601	15802	81	195.09	-	194.88	= 0.20	247	661	35.0	46.0	43.21 %
29	03/08/15	195	232	181	188	601	16403	84	195.27	-	195.09	= 0.19	247	661	36.0	48.0	42.86 %
30	03/08/15	195	213	188	156	557	16960	87	194.94	-	195.27	= -0.33	247	661	37.0	50.0	42.53 %
31	03/15/15	194	211	200	210	621	17581	90	195.34	-	194.94	= 0.40	247	661	40.0	50.0	44.44 %
32	03/22/15	195	257	147	182	586	18167	93	195.34	-	195.34	= 0.00	257	661	41.0	52.0	44.09 %
33	03/29/15	195	224	246	176	646	18813	96	195.97	-	195.34	= 0.62	257	661	41.0	52.0	44.09 %

<100	100's	125's	150's	175's	200's	225's	250's	275's	300's
		4	18	32	26	15	1		
<400	400's	450's	500's	550's	600's	650's	700's	750's	800's
		1	4	15	11	1			

Ave of Game 1	Ave of Game 2	Ave of Game 3
199.72	192.03	196.16

High game of 257 on week 32 High series of 661 on week 8 High average of 212.33 after bowling week 1
 Low game of 140 on week 14 Low series of 492 on week 16 Low average of 193.89 after bowling week 16



Sunday Morning Threesome

Sunday 9:00 am

Classic Lanes

Lanes 1 - 16

Note: This report includes information through March 29 which is week 33 of 33

Lisa Juhay's Bowling Record - Team 3: Bob-A-Roo's Boyz

Week No.	Bowling Date	Old Ave	---Average Change---			Total	Pins	Gms	---Average Change---			High Game	High Sers	Points Won	Points Lost	%Won		
			-1-	-2-	-3-				New - Old	---> +/-								
1	09/07/14	180				0	0	0	-	0.00	=	0.00	0	0		0.00 %		
2	09/14/14	180				0	0	0	-	0.00	=	0.00	0	0		0.00 %		
3	09/21/14	180				0	0	0	-	0.00	=	0.00	0	0		0.00 %		
4	09/28/14	180				0	0	0	-	0.00	=	0.00	0	0		0.00 %		
5	10/05/14	bk216	199	204	234	637	637	3	212.33	-	0.00	=	212.33	234	637	2.0	1.0	66.67 %
6	10/05/14	bk216				0	637	3	212.33	-	212.33	=	0.00	234	637	2.0	1.0	66.67 %
7	10/12/14	bk216	202	226	228	656	1293	6	215.50	-	212.33	=	3.17	234	656	5.0	1.0	83.33 %
8	10/19/14	bk216				0	1293	6	215.50	-	215.50	=	0.00	234	656	5.0	1.0	83.33 %
9	10/26/14	bk216				0	1293	6	215.50	-	215.50	=	0.00	234	656	5.0	1.0	83.33 %
10	11/02/14	bk216				0	1293	6	215.50	-	215.50	=	0.00	234	656	5.0	1.0	83.33 %
11	11/09/14	bk216	202	244	278	724	2017	9	224.11	-	215.50	=	8.61	278	724	6.0	3.0	66.67 %
12	11/09/14	224				0	2017	9	224.11	-	224.11	=	0.00	278	724	6.0	3.0	66.67 %
13	11/16/14	224	181	248	171	600	2617	12	218.08	-	224.11	=	-6.03	278	724	7.0	5.0	58.33 %
14	11/30/14	218				0	2617	12	218.08	-	218.08	=	0.00	278	724	7.0	5.0	58.33 %
15	12/07/14	218	175	184	212	571	3188	15	212.53	-	218.08	=	-5.55	278	724	7.0	8.0	46.67 %
16	12/14/14	212	167	177	217	561	3749	18	208.28	-	212.53	=	-4.26	278	724	8.0	10.0	44.44 %

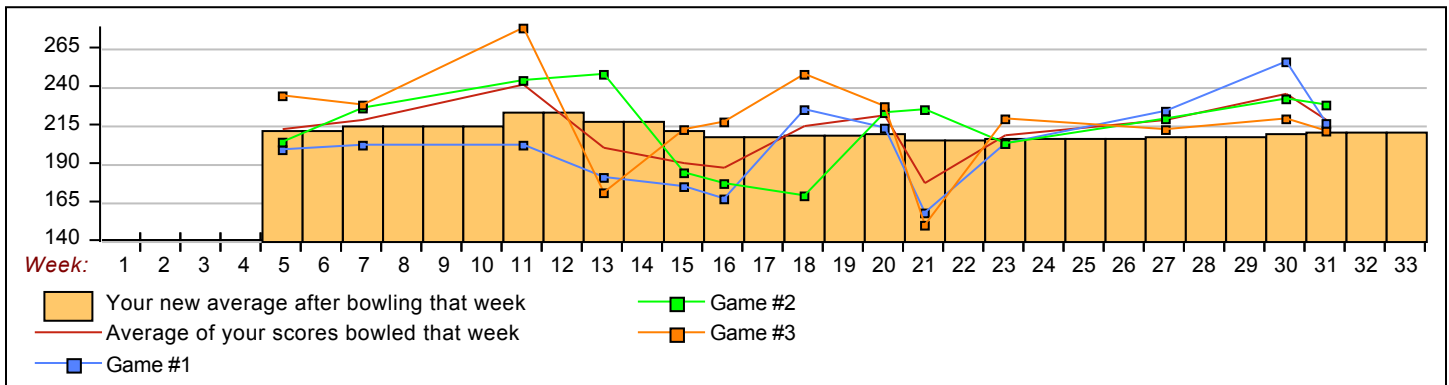
End of 1st part

17	12/21/14	208				0	3749	18	208.28	-	208.28	=	0.00	278	724	8.0	10.0	44.44 %
18	12/28/14	208	225	169	248	642	4391	21	209.10	-	208.28	=	0.82	278	724	9.0	12.0	42.86 %
19	01/04/15	209				0	4391	21	209.10	-	209.10	=	0.00	278	724	9.0	12.0	42.86 %
20	01/11/15	209	213	223	227	663	5054	24	210.58	-	209.10	=	1.49	278	724	11.0	13.0	45.83 %
21	01/18/15	210	158	225	150	533	5587	27	206.93	-	210.58	=	-3.66	278	724	12.0	15.0	44.44 %
22	01/25/15	206				0	5587	27	206.93	-	206.93	=	0.00	278	724	12.0	15.0	44.44 %
23	02/01/15	206	203	203	219	625	6212	30	207.07	-	206.93	=	0.14	278	724	13.0	17.0	43.33 %
24	02/08/15	207				0	6212	30	207.07	-	207.07	=	0.00	278	724	13.0	17.0	43.33 %
25	02/08/15	207				0	6212	30	207.07	-	207.07	=	0.00	278	724	13.0	17.0	43.33 %
26	02/15/15	207				0	6212	30	207.07	-	207.07	=	0.00	278	724	13.0	17.0	43.33 %
27	02/22/15	207	224	219	212	655	6867	33	208.09	-	207.07	=	1.02	278	724	15.0	18.0	45.45 %
28	03/01/15	208				0	6867	33	208.09	-	208.09	=	0.00	278	724	15.0	18.0	45.45 %
29	03/08/15	208				0	6867	33	208.09	-	208.09	=	0.00	278	724	15.0	18.0	45.45 %
30	03/08/15	208	256	232	219	707	7574	36	210.39	-	208.09	=	2.30	278	724	18.0	18.0	50.00 %
31	03/15/15	210	216	228	211	655	8229	39	211.00	-	210.39	=	0.61	278	724	19.0	20.0	48.72 %
32	03/22/15	211				0	8229	39	211.00	-	211.00	=	0.00	278	724	19.0	20.0	48.72 %
33	03/29/15	211				0	8229	39	211.00	-	211.00	=	0.00	278	724	19.0	20.0	48.72 %

<100	100's	125's	150's	175's	200's	225's	250's	275's	300's
			5	5	16	11	1	1	
<400	400's	450's	500's	550's	600's	650's	700's	750's	800's
			1	2	4	4	2		

Ave of Game 1	Ave of Game 2	Ave of Game 3
201.62	214.00	217.38

High game of **278** on week **11** High series of **724** on week **11** High average of **224.11** after bowling week **11**
 Low game of **150** on week **21** Low series of **533** on week **21** Low average of **206.93** after bowling week **21**



Sunday Morning Threesome

Sunday 9:00 am

Classic Lanes

Lanes 1 - 16

Note: This report includes information through March 29 which is week 33 of 33

Nic Dooley's Bowling Record - Team 3: Bob-A-Roo's Boyz

Week No.	Bowling Date	Old Ave	---Average Change---			Total	Pins	Gms	New - Old --> +/-			High Game	High Sers	Points Won	Points Lost	%Won	
			-1-	-2-	-3-												
1	09/07/14	bk212	227	223	206	656	656	3	218.67	-	0.00	= 218.67	227	656	3.0	1.0	100.00 %
2	09/14/14	bk212	206	191	175	572	1228	6	204.67	-	218.67	= -14.00	227	656	5.0	1.0	83.33 %
3	09/21/14	bk212				0	1228	6	204.67	-	204.67	= 0.00	227	656	5.0	1.0	83.33 %
4	09/28/14	bk212				0	1228	6	204.67	-	204.67	= 0.00	227	656	5.0	1.0	83.33 %
5	10/05/14	bk212				0	1228	6	204.67	-	204.67	= 0.00	227	656	5.0	1.0	83.33 %
6	10/05/14	bk212				0	1228	6	204.67	-	204.67	= 0.00	227	656	5.0	1.0	83.33 %
7	10/12/14	bk212				0	1228	6	204.67	-	204.67	= 0.00	227	656	5.0	1.0	83.33 %
8	10/19/14	bk212				0	1228	6	204.67	-	204.67	= 0.00	227	656	5.0	1.0	83.33 %
9	10/26/14	bk212				0	1228	6	204.67	-	204.67	= 0.00	227	656	5.0	1.0	83.33 %
10	11/02/14	bk212				0	1228	6	204.67	-	204.67	= 0.00	227	656	5.0	1.0	83.33 %
11	11/09/14	bk212				0	1228	6	204.67	-	204.67	= 0.00	227	656	5.0	1.0	83.33 %
12	11/09/14	bk212				0	1228	6	204.67	-	204.67	= 0.00	227	656	5.0	1.0	83.33 %
13	11/16/14	bk212				0	1228	6	204.67	-	204.67	= 0.00	227	656	5.0	1.0	83.33 %
14	11/30/14	bk212				0	1228	6	204.67	-	204.67	= 0.00	227	656	5.0	1.0	83.33 %
15	12/07/14	bk212				0	1228	6	204.67	-	204.67	= 0.00	227	656	5.0	1.0	83.33 %
16	12/14/14	bk212				0	1228	6	204.67	-	204.67	= 0.00	227	656	5.0	1.0	83.33 %

End of 1st part

17	12/21/14	bk212				0	1228	6	204.67	-	204.67	= 0.00	227	656	5.0	1.0	83.33 %
18	12/28/14	bk212				0	1228	6	204.67	-	204.67	= 0.00	227	656	5.0	1.0	83.33 %
19	01/04/15	bk212				0	1228	6	204.67	-	204.67	= 0.00	227	656	5.0	1.0	83.33 %
20	01/11/15	bk212				0	1228	6	204.67	-	204.67	= 0.00	227	656	5.0	1.0	83.33 %
21	01/18/15	bk212				0	1228	6	204.67	-	204.67	= 0.00	227	656	5.0	1.0	83.33 %
22	01/25/15	bk212				0	1228	6	204.67	-	204.67	= 0.00	227	656	5.0	1.0	83.33 %
23	02/01/15	bk212				0	1228	6	204.67	-	204.67	= 0.00	227	656	5.0	1.0	83.33 %
24	02/08/15	bk212				0	1228	6	204.67	-	204.67	= 0.00	227	656	5.0	1.0	83.33 %
25	02/08/15	bk212				0	1228	6	204.67	-	204.67	= 0.00	227	656	5.0	1.0	83.33 %
26	02/15/15	bk212				0	1228	6	204.67	-	204.67	= 0.00	227	656	5.0	1.0	83.33 %
27	02/22/15	bk212				0	1228	6	204.67	-	204.67	= 0.00	227	656	5.0	1.0	83.33 %
28	03/01/15	bk212				0	1228	6	204.67	-	204.67	= 0.00	227	656	5.0	1.0	83.33 %
29	03/08/15	bk212				0	1228	6	204.67	-	204.67	= 0.00	227	656	5.0	1.0	83.33 %
30	03/08/15	bk212				0	1228	6	204.67	-	204.67	= 0.00	227	656	5.0	1.0	83.33 %
31	03/15/15	bk212				0	1228	6	204.67	-	204.67	= 0.00	227	656	5.0	1.0	83.33 %
32	03/22/15	bk212				0	1228	6	204.67	-	204.67	= 0.00	227	656	5.0	1.0	83.33 %
33	03/29/15	bk212				0	1228	6	204.67	-	204.67	= 0.00	227	656	5.0	1.0	83.33 %

<100	100's	125's	150's	175's	200's	225's	250's	275's	300's
				2	3	1			
<400	400's	450's	500's	550's	600's	650's	700's	750's	800's
				1		1			

Ave of Game 1	Ave of Game 2	Ave of Game 3
216.50	207.00	190.50

High game of 227 on week 1 High series of 656 on week 1 High average of 218.67 after bowling week 1
 Low game of 175 on week 2 Low series of 572 on week 2 Low average of 204.67 after bowling week 2

