

Sunday Morning Threesome

Sunday 9:00 am

Classic Lanes

Lanes 1 - 16

Note: This report includes information through March 29 which is week 33 of 33

Team 5: Eagle Media, Inc

Name	Pins	Gms	True Average	Book Ave	High Game	High Sers	Points Won	Points Lost	%Won
Traber, Darryl	19170	84	228.21	214	279	769	47.5	33.5	58.64 %
Traber, Brian	22573	96	235.14	229	300	782	53.0	40.0	56.99 %
Weber, Wayne	18362	96	191.27	194	254	670	44.0	49.0	47.31 %

Team History

Week No.	Bowling Date	Opp. Team	-1-	-2-	-3-	Total	Last Wk WON	Last Wk Lost	Points Won	Points Lost	Year-To-Date WON	Y-T-D LOST	High Game	High Sers
1	09/07/14	6	642	641	632	1915	5	11	5	11	5	11	642	1915
2	09/14/14	10	624	543	658	1825	10	6	15	17	15	17	658	1915
3	09/21/14	2	586	614	617	1817	5	11	20	28	20	28	658	1915
4	09/28/14	16	611	728	571	1910	10	6	30	34	30	34	728	1915
5	10/05/14	8	559	683	620	1862	10	6	40	40	40	40	728	1915
6	10/05/14	11	656	706	602	1964	12	4	52	44	52	44	728	1964
7	10/12/14	13	614	599	667	1880	8	8	60	52	60	52	728	1964
8	10/19/14	4	642	716	643	2001	1 ½	14 ½	61 ½	66 ½	61 ½	66 ½	728	2001
9	10/26/14	7	601	626	605	1832	13	3	74 ½	69 ½	74 ½	69 ½	728	2001
10	11/02/14	3	634	718	646	1998	11	5	85 ½	74 ½	85 ½	74 ½	728	2001
11	11/09/14	15	675	635	710	2020	11	5	96 ½	79 ½	96 ½	79 ½	728	2020
12	11/09/14	1	682	612	708	2002	14	2	110 ½	81 ½	110 ½	81 ½	728	2020
13	11/16/14	9	710	628	576	1914	5	11	115 ½	92 ½	115 ½	92 ½	728	2020
14	11/30/14	12	644	625	647	1916	6	10	121 ½	102 ½	121 ½	102 ½	728	2020
15	12/07/14	14	640	725	704	2069	9 ½	6 ½	131	109	131	109	728	2069
16	12/14/14	3	653	685	543	1881	12	4	143	113	143	113	728	2069

End of 1st part

17	12/21/14	6	642	681	765	2088	10	6	10	6	153	119	765	2088
18	12/28/14	10	665	657	648	1970	6	10	16	16	159	129	765	2088
19	01/04/15	2	670	600	641	1911	4	12	20	28	163	141	765	2088
20	01/11/15	16	651	635	653	1939	3	13	23	41	166	154	765	2088
21	01/18/15	8	647	680	674	2001	1	15	24	56	167	169	765	2088
22	01/25/15	11	611	581	652	1844	11	5	35	61	178	174	765	2088
23	02/01/15	13	731	684	693	2108	15	1	50	62	193	175	765	2108
24	02/08/15	4	649	499	620	1768	4	12	54	74	197	187	765	2108
25	02/08/15	7	564	699	629	1892	9	7	63	81	206	194	765	2108
26	02/15/15	3	613	683	744	2040	13	3	76	84	219	197	765	2108
27	02/22/15	15	710	690	744	2144	15	1	91	85	234	198	765	2144
28	03/01/15	1	655	683	680	2018	6	10	97	95	240	208	765	2144
29	03/08/15	9	635	678	688	2001	15	1	112	96	255	209	765	2144
30	03/08/15	12	646	717	604	1967	13	3	125	99	268	212	765	2144
31	03/15/15	14	658	563	678	1899	6	10	131	109	274	222	765	2144
32	03/22/15	8	651	662	662	1975	13	3	144	112	287	225	765	2144
33	03/29/15	6	926	808	753	2487	0	0	144	112	287	225	765	2144

Sunday Morning Threesome

Sunday 9:00 am

Classic Lanes

Lanes 1 - 16

Note: This report includes information through March 29 which is week 33 of 33

Darryl Traber's Bowling Record - Team 5: Eagle Media, Inc

Week No.	Bowling Date	Old Ave	---Average Change---			Total	Pins	Gms	New - Old ---> +/-			High Game	High Sers	Points Won	Points Lost	%Won		
			-1-	-2-	-3-													
1	09/07/14	bk214				0	0	0	-	0.00	=	0.00	0	0		0.00 %		
2	09/14/14	bk214	239	225	269	733	733	3	244.33	-	0.00	=	244.33	269	733	3.0	100.00 %	
3	09/21/14	bk214	186	214	209	609	1342	6	223.67	-	244.33	=	-20.67	269	733	4.0	2.0	66.67 %
4	09/28/14	bk214	204	256	193	653	1995	9	221.67	-	223.67	=	-2.00	269	733	6.0	3.0	66.67 %
5	10/05/14	221	160	272	162	594	2589	12	215.75	-	221.67	=	-5.92	272	733	7.0	5.0	58.33 %
6	10/05/14	215	222	235	222	679	3268	15	217.87	-	215.75	=	2.12	272	733	9.0	6.0	60.00 %
7	10/12/14	217				0	3268	15	217.87	-	217.87	=	0.00	272	733	9.0	6.0	60.00 %
8	10/19/14	217	227	234	246	707	3975	18	220.83	-	217.87	=	2.97	272	733	9.5	8.5	52.78 %
9	10/26/14	220	247	255	233	735	4710	21	224.29	-	220.83	=	3.45	272	735	12.5	8.5	59.52 %
10	11/02/14	224	195	234	255	684	5394	24	224.75	-	224.29	=	0.46	272	735	13.5	10.5	56.25 %
11	11/09/14	224	227	267	244	738	6132	27	227.11	-	224.75	=	2.36	272	738	16.5	10.5	61.11 %
12	11/09/14	227	245	225	224	694	6826	30	227.53	-	227.11	=	0.42	272	738	19.5	10.5	65.00 %
13	11/16/14	227	258	214	203	675	7501	33	227.30	-	227.53	=	-0.23	272	738	20.5	12.5	62.12 %
14	11/30/14	227	228	258	193	679	8180	36	227.22	-	227.30	=	-0.08	272	738	21.5	14.5	59.72 %
15	12/07/14	227	246	265	258	769	8949	39	229.46	-	227.22	=	2.24	272	769	23.5	15.5	60.26 %
16	12/14/14	229	223	226	183	632	9581	42	228.12	-	229.46	=	-1.34	272	769	25.5	16.5	60.71 %

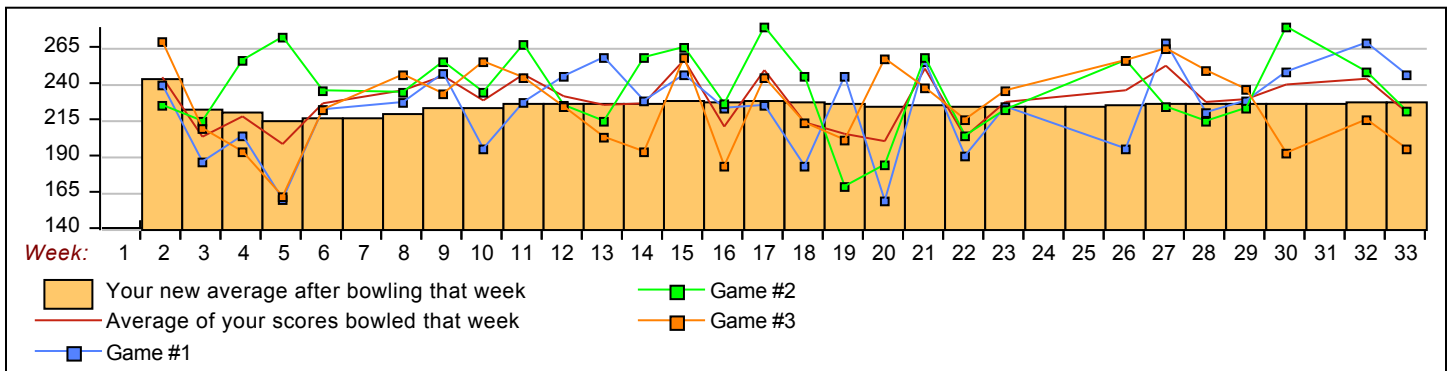
End of 1st part

17	12/21/14	228	225	279	244	748	10329	45	229.53	-	228.12	=	1.41	279	769	27.5	17.5	61.11 %
18	12/28/14	229	183	245	213	641	10970	48	228.54	-	229.53	=	-0.99	279	769	27.5	20.5	57.29 %
19	01/04/15	228	245	169	201	615	11585	51	227.16	-	228.54	=	-1.38	279	769	27.5	23.5	53.92 %
20	01/11/15	227	159	184	257	600	12185	54	225.65	-	227.16	=	-1.51	279	769	28.5	25.5	52.78 %
21	01/18/15	225	255	258	237	750	12935	57	226.93	-	225.65	=	1.28	279	769	29.5	27.5	51.75 %
22	01/25/15	226	190	204	215	609	13544	60	225.73	-	226.93	=	-1.20	279	769	31.5	28.5	52.50 %
23	02/01/15	225	224	222	235	681	14225	63	225.79	-	225.73	=	0.06	279	769	34.5	28.5	54.76 %
24	02/08/15	225				0	14225	63	225.79	-	225.79	=	0.00	279	769	34.5	28.5	54.76 %
25	02/08/15	225				0	14225	63	225.79	-	225.79	=	0.00	279	769	34.5	28.5	54.76 %
26	02/15/15	225	195	256	256	707	14932	66	226.24	-	225.79	=	0.45	279	769	36.5	29.5	55.30 %
27	02/22/15	226	268	224	264	756	15688	69	227.36	-	226.24	=	1.12	279	769	39.5	29.5	57.25 %
28	03/01/15	227	220	214	249	683	16371	72	227.38	-	227.36	=	0.01	279	769	40.5	31.5	56.25 %
29	03/08/15	227	228	223	236	687	17058	75	227.44	-	227.38	=	0.07	279	769	43.5	31.5	58.00 %
30	03/08/15	227	248	279	192	719	17777	78	227.91	-	227.44	=	0.47	279	769	45.5	32.5	58.33 %
31	03/15/15	227	a207	a207	a207	621	17777	78	227.91	-	227.91	=	0.00	279	769	45.5	32.5	58.33 %
32	03/22/15	227	268	248	215	731	18508	81	228.49	-	227.91	=	0.58	279	769	47.5	33.5	58.64 %
33	03/29/15	228	246	221	195	662	19170	84	228.21	-	228.49	=	-0.28	279	769	47.5	33.5	58.64 %

<100	100's	125's	150's	175's	200's	225's	250's	275's	300's
			4	11	21	28	18	2	
<400	400's	450's	500's	550's	600's	650's	700's	750's	800's
				1	6	10	8	3	

Ave of Game 1	Ave of Game 2	Ave of Game 3
223.61	235.93	225.11

High game of **279** on week **17** High series of **769** on week **18** High average of **244.33** after bowling week **2**
 Low game of **159** on week **20** Low series of **594** on week **5** Low average of **215.75** after bowling week **5**



Sunday Morning Threesome

Sunday 9:00 am

Classic Lanes

Lanes 1 - 16

Note: This report includes information through March 29 which is week 33 of 33

Brian Traber's Bowling Record - Team 5: Eagle Media, Inc

Week No.	Bowling Date	Old Ave	---Average Change---			Total	Pins	Gms	New - Old ---> +/-			High Game	High Sers	Points Won	Points Lost	%Won
			-1-	-2-	-3-											
1	09/07/14	bk229	255	205	249	709	709	3	236.33	- 0.00	= 236.33	255	709	1.0	2.0	33.33 %
2	09/14/14	bk229	251	214	249	714	1423	6	237.17	- 236.33	= 0.83	255	714	3.0	3.0	50.00 %
3	09/21/14	bk229	212	226	258	696	2119	9	235.44	- 237.17	= -1.72	258	714	4.0	5.0	44.44 %
4	09/28/14	235	249	236	188	673	2792	12	232.67	- 235.44	= -2.78	258	714	5.0	7.0	41.67 %
5	10/05/14	232	243	176	236	655	3447	15	229.80	- 232.67	= -2.87	258	714	7.0	8.0	46.67 %
6	10/05/14	229	237	217	210	664	4111	18	228.39	- 229.80	= -1.41	258	714	8.0	10.0	44.44 %
7	10/12/14	228	206	211	247	664	4775	21	227.38	- 228.39	= -1.01	258	714	9.0	12.0	42.86 %
8	10/19/14	227	227	270	215	712	5487	24	228.63	- 227.38	= 1.24	270	714	10.0	14.0	41.67 %
9	10/26/14	228				0	5487	24	228.63	- 228.63	= 0.00	270	714	10.0	14.0	41.67 %
10	11/02/14	228	237	258	227	722	6209	27	229.96	- 228.63	= 1.34	270	722	12.0	15.0	44.44 %
11	11/09/14	229	265	224	240	729	6938	30	231.27	- 229.96	= 1.30	270	729	13.0	17.0	43.33 %
12	11/09/14	231	243	247	257	747	7685	33	232.88	- 231.27	= 1.61	270	747	16.0	17.0	48.48 %
13	11/16/14	232	228	234	222	684	8369	36	232.47	- 232.88	= -0.41	270	747	16.0	20.0	44.44 %
14	11/30/14	232	226	211	300	737	9106	39	233.49	- 232.47	= 1.01	300	747	18.0	21.0	46.15 %
15	12/07/14	233	217	236	278	731	9837	42	234.21	- 233.49	= 0.73	300	747	20.0	22.0	47.62 %
16	12/14/14	234	248	237	184	669	10506	45	233.47	- 234.21	= -0.75	300	747	22.0	23.0	48.89 %

End of 1st part

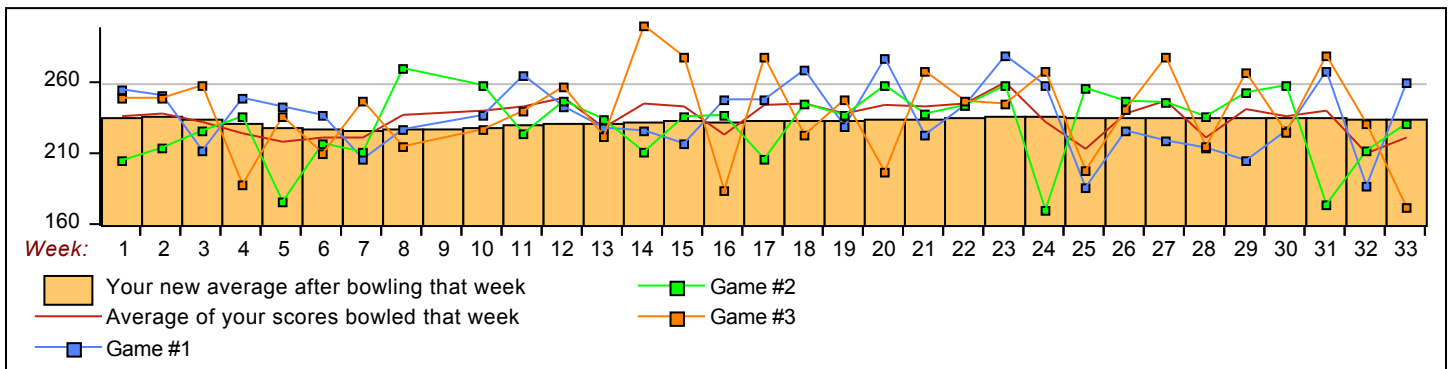
17	12/21/14	233	248	206	278	732	11238	48	234.13	- 233.47	= 0.66	300	747	24.0	24.0	50.00 %
18	12/28/14	234	269	245	223	737	11975	51	234.80	- 234.13	= 0.68	300	747	26.0	25.0	50.98 %
19	01/04/15	234	229	237	248	714	12689	54	234.98	- 234.80	= 0.18	300	747	27.0	27.0	50.00 %
20	01/11/15	234	277	258	197	732	13421	57	235.46	- 234.98	= 0.47	300	747	29.0	28.0	50.88 %
21	01/18/15	235	223	238	268	729	14150	60	235.83	- 235.46	= 0.38	300	747	29.0	31.0	48.33 %
22	01/25/15	235	244	244	247	735	14885	63	236.27	- 235.83	= 0.44	300	747	32.0	31.0	50.79 %
23	02/01/15	236	279	258	245	782	15667	66	237.38	- 236.27	= 1.11	300	782	35.0	31.0	53.03 %
24	02/08/15	237	258	170	268	696	16363	69	237.14	- 237.38	= -0.23	300	782	37.0	32.0	53.62 %
25	02/08/15	237	186	256	198	640	17003	72	236.15	- 237.14	= -0.99	300	782	38.0	34.0	52.78 %
26	02/15/15	236	226	247	241	714	17717	75	236.23	- 236.15	= 0.07	300	782	40.0	35.0	53.33 %
27	02/22/15	236	219	246	278	743	18460	78	236.67	- 236.23	= 0.44	300	782	43.0	35.0	55.13 %
28	03/01/15	236	214	236	215	665	19125	81	236.11	- 236.67	= -0.56	300	782	44.0	37.0	54.32 %
29	03/08/15	236	205	253	267	725	19850	84	236.31	- 236.11	= 0.20	300	782	47.0	37.0	55.95 %
30	03/08/15	236	226	258	225	709	20559	87	236.31	- 236.31	= 0.00	300	782	50.0	37.0	57.47 %
31	03/15/15	236	268	174	279	721	21280	90	236.44	- 236.31	= 0.13	300	782	52.0	38.0	57.78 %
32	03/22/15	236	187	212	231	630	21910	93	235.59	- 236.44	= -0.85	300	782	53.0	40.0	56.99 %
33	03/29/15	235	260	231	172	663	22573	96	235.14	- 235.59	= -0.46	300	782	53.0	40.0	56.99 %

<100	100's	125's	150's	175's	200's	225's	250's	275's	300's
			3	7	20	40	19	6	1
<400	400's	450's	500's	550's	600's	650's	700's	750's	800's
					2	10	19	1	

Ave of Game 1 Ave of Game 2 Ave of Game 3

236.31 230.34 238.75

High game of 300 on week 14 High series of 782 on week 2 High average of 237.38 after bowling week 23
 Low game of 170 on week 24 Low series of 630 on week 3 Low average of 227.38 after bowling week 7



Note: This report includes information through March 29 which is week 33 of 33

Wayne Weber's Bowling Record - Team 5: Eagle Media, Inc

Week No.	Bowling Date	Old Ave	---Average Change---			Total	Pins	Gms	New - Old ---> +/-			High Game	High Sers	Points Won	Points Lost	%Won
			-1-	-2-	-3-											
1	09/07/14	bk194	187	213	158	558	558	3	186.00	- 0.00	= 186.00	213	558	2.0	1.0	66.67 %
2	09/14/14	bk194				0	558	3	186.00	- 186.00	= 0.00	213	558	2.0	1.0	66.67 %
3	09/21/14	bk194	188	174	150	512	1070	6	178.33	- 186.00	= -7.67	213	558	3.0	3.0	50.00 %
4	09/28/14	bk194	158	236	190	584	1654	9	183.78	- 178.33	= 5.44	236	584	5.0	4.0	55.56 %
5	10/05/14	183	156	235	222	613	2267	12	188.92	- 183.78	= 5.14	236	613	7.0	5.0	58.33 %
6	10/05/14	188	197	254	170	621	2888	15	192.53	- 188.92	= 3.62	254	621	9.0	6.0	60.00 %
7	10/12/14	192	189	197	181	567	3455	18	191.94	- 192.53	= -0.59	254	621	10.0	8.0	55.56 %
8	10/19/14	191	188	212	182	582	4037	21	192.24	- 191.94	= 0.29	254	621	10.0	11.0	47.62 %
9	10/26/14	192	172	160	156	488	4525	24	188.54	- 192.24	= -3.70	254	621	12.0	12.0	50.00 %
10	11/02/14	188	202	226	164	592	5117	27	189.52	- 188.54	= 0.98	254	621	13.0	14.0	48.15 %
11	11/09/14	189	183	144	226	553	5670	30	189.00	- 189.52	= -0.52	254	621	13.0	17.0	43.33 %
12	11/09/14	189	194	140	227	561	6231	33	188.82	- 189.00	= -0.18	254	621	14.0	19.0	42.42 %
13	11/16/14	188	224	180	151	555	6786	36	188.50	- 188.82	= -0.32	254	621	16.0	20.0	44.44 %
14	11/30/14	188	190	156	154	500	7286	39	186.82	- 188.50	= -1.68	254	621	17.0	22.0	43.59 %
15	12/07/14	186	177	224	168	569	7855	42	187.02	- 186.82	= 0.20	254	621	18.0	24.0	42.86 %
16	12/14/14	187	182	222	176	580	8435	45	187.44	- 187.02	= 0.42	254	621	21.0	24.0	46.67 %

End of 1st part

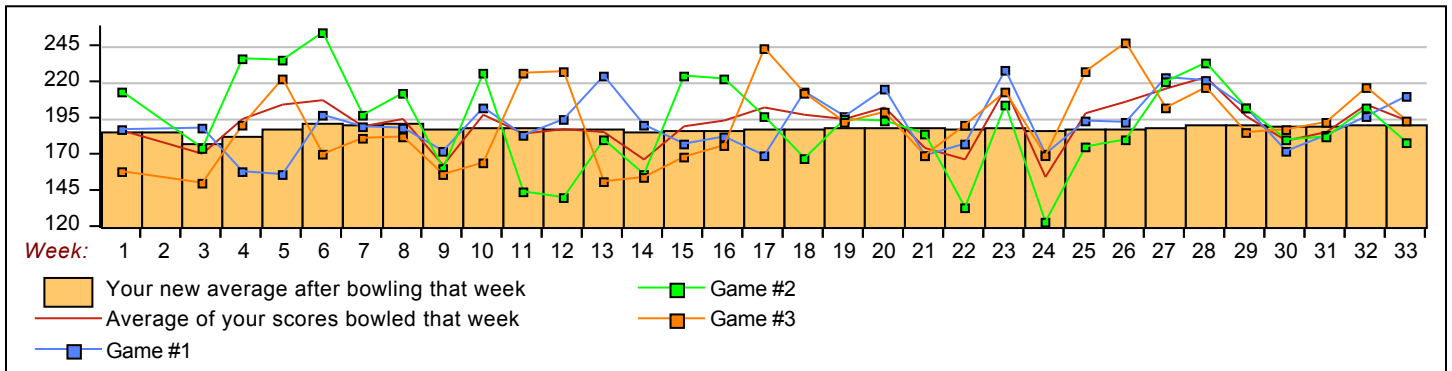
17	12/21/14	187	169	196	243	608	9043	48	188.40	- 187.44	= 0.95	254	621	22.0	26.0	45.83 %
18	12/28/14	188	213	167	212	592	9635	51	188.92	- 188.40	= 0.53	254	621	24.0	27.0	47.06 %
19	01/04/15	188	196	194	192	582	10217	54	189.20	- 188.92	= 0.28	254	621	27.0	27.0	50.00 %
20	01/11/15	189	215	193	199	607	10824	57	189.89	- 189.20	= 0.69	254	621	27.0	30.0	47.37 %
21	01/18/15	189	169	184	169	522	11346	60	189.10	- 189.89	= -0.79	254	621	27.0	33.0	45.00 %
22	01/25/15	189	177	133	190	500	11846	63	188.03	- 189.10	= -1.07	254	621	28.0	35.0	44.44 %
23	02/01/15	188	228	204	213	645	12491	66	189.26	- 188.03	= 1.23	254	645	30.0	36.0	45.45 %
24	02/08/15	189	170	123	169	462	12953	69	187.72	- 189.26	= -1.53	254	645	30.0	39.0	43.48 %
25	02/08/15	187	193	175	227	595	13548	72	188.17	- 187.72	= 0.44	254	645	33.0	39.0	45.83 %
26	02/15/15	188	192	180	247	619	14167	75	188.89	- 188.17	= 0.73	254	645	35.0	40.0	46.67 %
27	02/22/15	188	223	220	202	645	14812	78	189.90	- 188.89	= 1.00	254	645	37.0	41.0	47.44 %
28	03/01/15	189	221	233	216	670	15482	81	191.14	- 189.90	= 1.24	254	670	38.0	43.0	46.91 %
29	03/08/15	191	202	202	185	589	16071	84	191.32	- 191.14	= 0.19	254	670	40.0	44.0	47.62 %
30	03/08/15	191	172	180	187	539	16610	87	190.92	- 191.32	= -0.40	254	670	41.0	46.0	47.13 %
31	03/15/15	190	183	182	192	557	17167	90	190.74	- 190.92	= -0.18	254	670	41.0	49.0	45.56 %
32	03/22/15	190	196	202	216	614	17781	93	191.19	- 190.74	= 0.45	254	670	44.0	49.0	47.31 %
33	03/29/15	191	210	178	193	581	18362	96	191.27	- 191.19	= 0.08	254	670	44.0	49.0	47.31 %

<100
100's 1
125's 3
150's 21
175's 38
200's 22
225's 10
250's 1
275's
300's

<400
400's
450's 2
500's 5
550's 16
600's 8
650's 1
700's
750's
800's

Ave of Game 1 191.13
Ave of Game 2 191.22
Ave of Game 3 191.47

High game of 254 on week 6 High series of 670 on week 2 High average of 192.53 after bowling week 6
 Low game of 123 on week 24 Low series of 462 on week 24 Low average of 178.33 after bowling week 3



Sunday Morning Threesome

Sunday 9:00 am

Classic Lanes

Lanes 1 - 16

Note: This report includes information through March 29 which is week 33 of 33

Michael O'Connell's Bowling Record - Team 5: Eagle Media, Inc

Week No.	Bowling Date	Old Ave	Average			Total	Pins	Gms	---Average Change---			High Game	High Sers	Points Won	Points Lost	%Won	
			-1-	-2-	-3-				New	Old	+/-						
1	09/07/14	bk216	200	223	225	648	648	3	216.00	-	0.00	= 216.00	225	648	2.0	1.0	66.67 %
2	09/14/14	bk216	166	227	239	632	1280	6	213.33	-	216.00	= -2.67	239	648	5.0	1.0	83.33 %
3	09/21/14	bk216	167	214	182	563	1843	9	204.78	-	213.33	= -8.56	239	648	6.0	3.0	66.67 %
4	09/28/14	204				0	1843	9	204.78	-	204.78	= 0.00	239	648	6.0	3.0	66.67 %
5	10/05/14	204	215	218	215	648	2491	12	207.58	-	204.78	= 2.81	239	648	6.0	6.0	50.00 %
6	10/05/14	207	161	215	199	575	3066	15	204.40	-	207.58	= -3.18	239	648	6.5	8.5	43.33 %
7	10/12/14	204	219	191	239	649	3715	18	206.39	-	204.40	= 1.99	239	649	8.5	9.5	47.22 %
8	10/19/14	206	191	201	246	638	4353	21	207.29	-	206.39	= 0.90	246	649	11.5	9.5	54.76 %
9	10/26/14	207	182	211	216	609	4962	24	206.75	-	207.29	= -0.54	246	649	12.5	11.5	52.08 %
10	11/02/14	206				0	4962	24	206.75	-	206.75	= 0.00	246	649	12.5	11.5	52.08 %
11	11/09/14	206				0	4962	24	206.75	-	206.75	= 0.00	246	649	12.5	11.5	52.08 %
12	11/09/14	206				0	4962	24	206.75	-	206.75	= 0.00	246	649	12.5	11.5	52.08 %
13	11/16/14	206	246	201	200	647	5609	27	207.74	-	206.75	= 0.99	246	649	14.5	12.5	53.70 %
14	11/30/14	207	209	205	236	650	6259	30	208.63	-	207.74	= 0.89	246	650	17.5	12.5	58.33 %
15	12/07/14	208				0	6259	30	208.63	-	208.63	= 0.00	246	650	17.5	12.5	58.33 %
16	12/14/14	208				0	6259	30	208.63	-	208.63	= 0.00	246	650	17.5	12.5	58.33 %

End of 1st part

17	12/21/14	208				0	6259	30	208.63	-	208.63	= 0.00	246	650	17.5	12.5	58.33 %
18	12/28/14	208				0	6259	30	208.63	-	208.63	= 0.00	246	650	17.5	12.5	58.33 %
19	01/04/15	208				0	6259	30	208.63	-	208.63	= 0.00	246	650	17.5	12.5	58.33 %
20	01/11/15	208				0	6259	30	208.63	-	208.63	= 0.00	246	650	17.5	12.5	58.33 %
21	01/18/15	208				0	6259	30	208.63	-	208.63	= 0.00	246	650	17.5	12.5	58.33 %
22	01/25/15	208				0	6259	30	208.63	-	208.63	= 0.00	246	650	17.5	12.5	58.33 %
23	02/01/15	208				0	6259	30	208.63	-	208.63	= 0.00	246	650	17.5	12.5	58.33 %
24	02/08/15	208	221	206	183	610	6869	33	208.15	-	208.63	= -0.48	246	650	17.5	15.5	53.03 %
25	02/08/15	208	185	268	204	657	7526	36	209.06	-	208.15	= 0.90	268	657	19.5	16.5	54.17 %
26	02/15/15	209				0	7526	36	209.06	-	209.06	= 0.00	268	657	19.5	16.5	54.17 %
27	02/22/15	209	211	216	216	643	8169	39	209.46	-	209.06	= 0.41	268	657	20.5	18.5	52.56 %
28	03/01/15	209	184	184	205	573	8742	42	208.14	-	209.46	= -1.32	268	657	20.5	21.5	48.81 %
29	03/08/15	208				0	8742	42	208.14	-	208.14	= 0.00	268	657	20.5	21.5	48.81 %
30	03/08/15	208				0	8742	42	208.14	-	208.14	= 0.00	268	657	20.5	21.5	48.81 %
31	03/15/15	208	207	236	247	690	9432	45	209.60	-	208.14	= 1.46	268	690	23.5	21.5	52.22 %
32	03/22/15	209				0	9432	45	209.60	-	209.60	= 0.00	268	690	23.5	21.5	52.22 %
33	03/29/15	209	210	178	193	581	10013	48	208.60	-	209.60	= -1.00	268	690	23.5	21.5	52.22 %

<100	100's	125's	150's	175's	200's	225's	250's	275's	300's
			3	11	24	9	1		
<400	400's	450's	500's	550's	600's	650's	700's	750's	800's
				4	9	3			

Ave of Game 1: 198.38 Ave of Game 2: 212.13 Ave of Game 3: 215.31

High game of 268 on week 25 High series of 690 on week 3 High average of 216.00 after bowling week 1
 Low game of 161 on week 6 Low series of 563 on week 3 Low average of 204.40 after bowling week 6

