

# Sunday Morning Threesome

Sunday 9:00 am

**Classic Lanes**

Lanes 1 - 16

Note: This report includes information through March 29 which is week 33 of 33

## Team 6: Unholy Rollers @ Friends

Name	Pins	Gms	True Average	Book Ave	High Game	High Sers	Points Won	Points Lost	%Won
Villeneuve, Jim	17724	84	211.00	220	269	712	35.5	48.5	42.26 %
Larson, David	14931	78	191.42	186	268	668	37.5	37.5	50.00 %
Lake, Ted	21131	99	213.44	212	289	716	47.0	49.0	48.96 %
Lake, Carrie	4055	27	150.19	143	180	484	12.0	12.0	50.00 %

## Team History

Week No.	Bowling Date	Opp. Team	-1-	-2-	-3-	Total	Last Wk WON	Last Wk Lost	Points Won	Points Lost	Year-To-Date WON	Y-T-D LOST	High Game	High Sers
1	09/07/14	5	581	627	578	1786	11	5	11	5	11	5	627	1786
2	09/14/14	15	<b>602</b>	<b>601</b>	<b>674</b>	<b>1877</b>	16	0	27	5	27	5	674	1877
3	09/21/14	1	<b>599</b>	<b>544</b>	<b>634</b>	<b>1777</b>	12	4	39	9	39	9	674	1877
4	09/28/14	9	585	532	<b>606</b>	1723	1½	14 ½	40 ½	23 ½	40 ½	23 ½	674	1877
5	10/05/14	3	<b>658</b>	<b>639</b>	565	<b>1862</b>	9	7	49 ½	30 ½	49 ½	30 ½	674	1877
6	10/05/14	14	<b>599</b>	<b>593</b>	<b>639</b>	<b>1831</b>	14	2	63 ½	32 ½	63 ½	32 ½	674	1877
7	10/12/14	12	525	578	<b>721</b>	1824	7	9	70 ½	41 ½	70 ½	41 ½	721	1877
8	10/19/14	7	477	450	401	1328	0	16	70 ½	57 ½	70 ½	57 ½	721	1877
9	10/26/14	10	604	<b>643</b>	<b>720</b>	1967	9	7	79 ½	64 ½	79 ½	64 ½	721	1967
10	11/02/14	11	529	530	557	1616	1	15	80 ½	79 ½	80 ½	79 ½	721	1967
11	11/09/14	8	593	<b>567</b>	<b>639</b>	<b>1799</b>	4	12	84 ½	91 ½	84 ½	91 ½	721	1967
12	11/09/14	2	<b>661</b>	612	<b>591</b>	<b>1864</b>	6	10	90 ½	101 ½	90 ½	101 ½	721	1967
13	11/16/14	13	<b>557</b>	<b>670</b>	570	<b>1797</b>	14	2	104 ½	103 ½	104 ½	103 ½	721	1967
14	11/30/14	16	<b>610</b>	557	579	1746	5	11	109 ½	114 ½	109 ½	114 ½	721	1967
15	12/07/14	4	614	<b>633</b>	<b>620</b>	1867	8	8	117 ½	122 ½	117 ½	122 ½	721	1967
16	12/14/14	9	<b>576</b>	<b>685</b>	<b>558</b>	<b>1819</b>	6½	9½	124	132	124	132	721	1967

## End of 1st part

17	12/21/14	5	621	640	645	1906	6	10	6	10	130	142	721	1967
18	12/28/14	15	612	<b>566</b>	<b>641</b>	<b>1819</b>	8	8	14	18	138	150	721	1967
19	01/04/15	1	<b>548</b>	<b>624</b>	<b>574</b>	<b>1746</b>	5	11	19	29	143	161	721	1967
20	01/11/15	9	<b>718</b>	<b>644</b>	<b>561</b>	<b>1923</b>	11	5	30	34	154	166	721	1967
21	01/18/15	3	550	<b>627</b>	<b>737</b>	<b>1914</b>	12	4	42	38	166	170	737	1967
22	01/25/15	14	<b>597</b>	<b>608</b>	529	1734	8	8	50	46	174	178	737	1967
23	02/01/15	12	<b>574</b>	596	575	1745	6	10	56	56	180	188	737	1967
24	02/08/15	7	703	587	547	1837	1	15	57	71	181	203	737	1967
25	02/08/15	10	<b>683</b>	<b>599</b>	598	<b>1880</b>	12	4	69	75	193	207	737	1967
26	02/15/15	11	<b>581</b>	<b>656</b>	<b>682</b>	<b>1919</b>	10	6	79	81	203	213	737	1967
27	02/22/15	8	<b>569</b>	<b>705</b>	<b>626</b>	<b>1900</b>	11	5	90	86	214	218	737	1967
28	03/01/15	2	<b>701</b>	<b>628</b>	<b>715</b>	<b>2044</b>	11	5	101	91	225	223	737	2044
29	03/08/15	13	557	601	582	1740	0	16	101	107	225	239	737	2044
30	03/08/15	16	<b>505</b>	539	<b>567</b>	<b>1611</b>	10	6	111	113	235	245	737	2044
31	03/15/15	4	<b>604</b>	<b>652</b>	<b>569</b>	<b>1825</b>	10	6	121	119	245	251	737	2044
32	03/22/15	3	560	<b>660</b>	608	<b>1828</b>	9	7	130	126	254	258	737	2044
33	03/29/15	5	595	588	538	1721	0	0	130	126	254	258	737	2044

# Sunday Morning Threesome

Sunday 9:00 am

Classic Lanes

Lanes 1 - 16

Note: This report includes information through March 29 which is week 33 of 33

## Jim Villeneuve's Bowling Record - Team 6: Unholy Rollers @ Friends

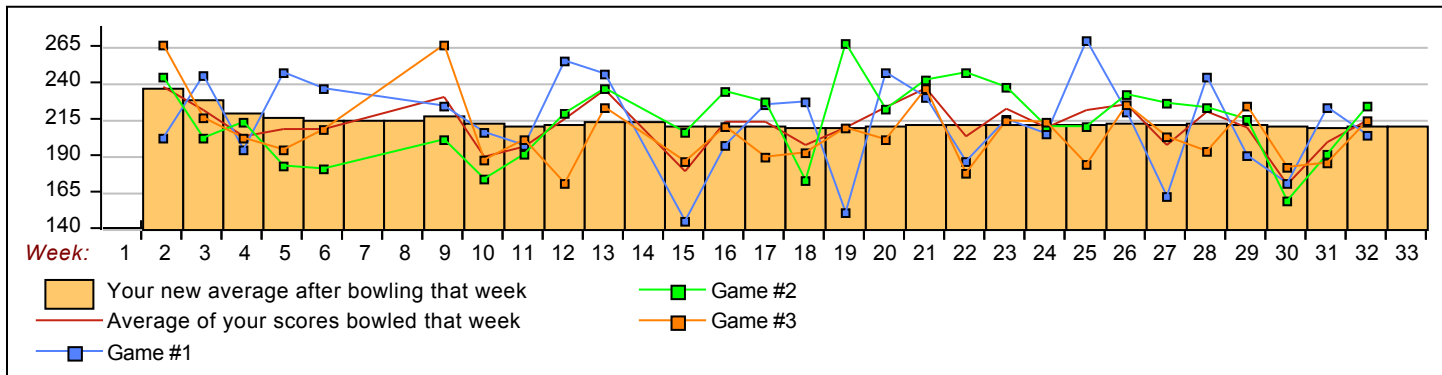
Week No.	Bowling Date	Old Ave	---Average Change---			Total	Pins	Gms	New - Old ---> +/-			High Game	High Sers	Points Won	Points Lost	%Won		
			-1-	-2-	-3-													
1	09/07/14	bk220				0	0	0	-	0.00	=	0.00	0	0		0.00 %		
2	09/14/14	bk220	<b>202</b>	<b>244</b>	<b>266</b>	712	712	3	237.33	-	0.00	=	237.33	266	712	3.0	100.00 %	
3	09/21/14	bk220	<b>245</b>	202	216	663	1375	6	229.17	-	237.33	=	-8.17	266	712	4.0	2.0	66.67 %
4	09/28/14	bk220	194	213	<b>202</b>	609	1984	9	220.44	-	229.17	=	-8.72	266	712	5.0	4.0	55.56 %
5	10/05/14	220	<b>247</b>	183	194	624	2608	12	217.33	-	220.44	=	-3.11	266	712	6.0	6.0	50.00 %
6	10/05/14	217	<b>236</b>	<b>181</b>	208	625	3233	15	215.53	-	217.33	=	-1.80	266	712	8.0	7.0	53.33 %
7	10/12/14	215				0	3233	15	215.53	-	215.53	=	0.00	266	712	8.0	7.0	53.33 %
8	10/19/14	215				0	3233	15	215.53	-	215.53	=	0.00	266	712	8.0	7.0	53.33 %
9	10/26/14	215	224	<b>201</b>	<b>266</b>	691	3924	18	218.00	-	215.53	=	2.47	266	712	10.0	8.0	55.56 %
10	11/02/14	218	206	174	187	567	4491	21	213.86	-	218.00	=	-4.14	266	712	10.0	11.0	47.62 %
11	11/09/14	213	197	191	201	589	5080	24	211.67	-	213.86	=	-2.19	266	712	10.0	14.0	41.67 %
12	11/09/14	211	<b>255</b>	219	171	645	5725	27	212.04	-	211.67	=	0.37	266	712	11.0	16.0	40.74 %
13	11/16/14	212	<b>246</b>	<b>236</b>	<b>223</b>	705	6430	30	214.33	-	212.04	=	2.30	266	712	14.0	16.0	46.67 %
14	11/30/14	214				0	6430	30	214.33	-	214.33	=	0.00	266	712	14.0	16.0	46.67 %
15	12/07/14	214	145	206	<b>186</b>	537	6967	33	211.12	-	214.33	=	-3.21	266	712	14.5	18.5	43.94 %
16	12/14/14	211	197	<b>234</b>	<b>210</b>	641	7608	36	211.33	-	211.12	=	0.21	266	712	16.5	19.5	45.83 %

### End of 1st part

17	12/21/14	211	<b>225</b>	227	189	641	8249	39	211.51	-	211.33	=	0.18	266	712	17.5	21.5	44.87 %
18	12/28/14	211	<b>227</b>	173	192	592	8841	42	210.50	-	211.51	=	-1.01	266	712	18.5	23.5	44.05 %
19	01/04/15	210	151	<b>267</b>	209	627	9468	45	210.40	-	210.50	=	-0.10	267	712	19.5	25.5	43.33 %
20	01/11/15	210	<b>247</b>	222	201	670	10138	48	211.21	-	210.40	=	0.81	267	712	20.5	27.5	42.71 %
21	01/18/15	211	<b>230</b>	<b>242</b>	<b>236</b>	708	10846	51	212.67	-	211.21	=	1.46	267	712	23.5	27.5	46.08 %
22	01/25/15	212	186	<b>247</b>	178	611	11457	54	212.17	-	212.67	=	-0.50	267	712	24.5	29.5	45.37 %
23	02/01/15	212	<b>215</b>	237	214	666	12123	57	212.68	-	212.17	=	0.52	267	712	25.5	31.5	44.74 %
24	02/08/15	212	205	210	213	628	12751	60	212.52	-	212.68	=	-0.17	267	712	25.5	34.5	42.50 %
25	02/08/15	212	<b>269</b>	210	184	663	13414	63	212.92	-	212.52	=	0.40	269	712	26.5	36.5	42.06 %
26	02/15/15	212	<b>220</b>	232	<b>225</b>	677	14091	66	213.50	-	212.92	=	0.58	269	712	28.5	37.5	43.18 %
27	02/22/15	213	162	<b>226</b>	203	591	14682	69	212.78	-	213.50	=	-0.72	269	712	29.5	39.5	42.75 %
28	03/01/15	212	<b>244</b>	<b>223</b>	193	660	15342	72	213.08	-	212.78	=	0.30	269	712	31.5	40.5	43.75 %
29	03/08/15	213	190	215	224	629	15971	75	212.95	-	213.08	=	-0.14	269	712	31.5	43.5	42.00 %
30	03/08/15	212	<b>171</b>	159	182	512	16483	78	211.32	-	212.95	=	-1.63	269	712	32.5	45.5	41.67 %
31	03/15/15	211	<b>223</b>	191	185	599	17082	81	210.89	-	211.32	=	-0.43	269	712	33.5	47.5	41.36 %
32	03/22/15	210	<b>204</b>	224	<b>214</b>	642	17724	84	211.00	-	210.89	=	0.11	269	712	35.5	48.5	42.26 %
33	03/29/15	211				0	17724	84	211.00	-	211.00	=	0.00	269	712	35.5	48.5	42.26 %

<u>&lt;100</u>	<u>100's</u>	<u>125's</u>	<u>150's</u>	<u>175's</u>	<u>200's</u>	<u>225's</u>	<u>250's</u>	<u>275's</u>	<u>300's</u>
		1	7	19	32	20	5		
<u>&lt;400</u>	<u>400's</u>	<u>450's</u>	<u>500's</u>	<u>550's</u>	<u>600's</u>	<u>650's</u>	<u>700's</u>	<u>750's</u>	<u>800's</u>
			2	5	11	7	3		
<u>Ave of Game 1</u>			<u>Ave of Game 2</u>			<u>Ave of Game 3</u>			
212.96			213.89			206.14			

High game of **269** on week **25** High series of **712** on week **2** High average of **237.33** after bowling week **2**  
 Low game of **145** on week **15** Low series of **512** on week **30** Low average of **210.40** after bowling week **19**



# Sunday Morning Threesome

Sunday 9:00 am

Classic Lanes

Lanes 1 - 16

Note: This report includes information through March 29 which is week 33 of 33

## David Larson's Bowling Record - Team 6: Unholy Rollers @ Friends

Week No.	Bowling Date	Old Ave	---Average Change---			Total	Pins	Gms	New - Old ---> +/-			High Game	High Sers	Points Won	Points Lost	%Won		
			-1-	-2-	-3-					=								
1	09/07/14	bk186				0	0	0	-	0.00	=	0.00	0	0			0.00 %	
2	09/14/14	bk186				0	0	0	-	0.00	=	0.00	0	0			0.00 %	
3	09/21/14	bk186				0	0	0	-	0.00	=	0.00	0	0			0.00 %	
4	09/28/14	bk186	189	155	225	569	569	3	189.67	-	0.00	=	189.67	225	569	0.5	2.5	16.67 %
5	10/05/14	bk186	195	245	172	612	1181	6	196.83	-	189.67	=	7.17	245	612	2.5	3.5	41.67 %
6	10/05/14	bk186	190	227	204	621	1802	9	200.22	-	196.83	=	3.39	245	621	5.5	3.5	61.11 %
7	10/12/14	200	153	158	232	543	2345	12	195.42	-	200.22	=	-4.81	245	621	6.5	5.5	54.17 %
8	10/19/14	195	150	132	139	421	2766	15	184.40	-	195.42	=	-11.02	245	621	6.5	8.5	43.33 %
9	10/26/14	184	180	153	229	562	3328	18	184.89	-	184.40	=	0.49	245	621	7.5	10.5	41.67 %
10	11/02/14	184	152	178	199	529	3857	21	183.67	-	184.89	=	-1.22	245	621	8.5	12.5	40.48 %
11	11/09/14	183	184	151	204	539	4396	24	183.17	-	183.67	=	-0.50	245	621	9.5	14.5	39.58 %
12	11/09/14	183	194	180	185	559	4955	27	183.52	-	183.17	=	0.35	245	621	10.5	16.5	38.89 %
13	11/16/14	183				0	4955	27	183.52	-	183.52	=	0.00	245	621	10.5	16.5	38.89 %
14	11/30/14	183	241	160	231	632	5587	30	186.23	-	183.52	=	2.71	245	632	12.5	17.5	41.67 %
15	12/07/14	186	234	181	221	636	6223	33	188.58	-	186.23	=	2.34	245	636	14.5	18.5	43.94 %
16	12/14/14	188	143	193	167	503	6726	36	186.83	-	188.58	=	-1.74	245	636	14.5	21.5	40.28 %

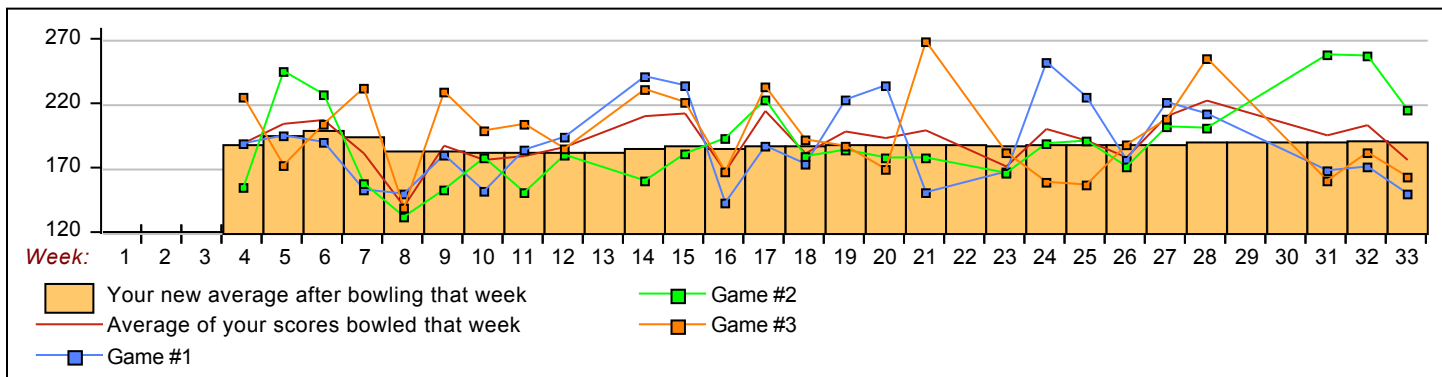
## End of 1st part

17	12/21/14	186	187	223	233	643	7369	39	188.95	-	186.83	=	2.12	245	643	16.5	22.5	42.31 %
18	12/28/14	188	173	179	192	544	7913	42	188.40	-	188.95	=	-0.54	245	643	16.5	25.5	39.29 %
19	01/04/15	188	223	184	187	594	8507	45	189.04	-	188.40	=	0.64	245	643	18.5	26.5	41.11 %
20	01/11/15	189	234	178	169	581	9088	48	189.33	-	189.04	=	0.29	245	643	21.5	26.5	44.79 %
21	01/18/15	189	151	178	268	597	9685	51	189.90	-	189.33	=	0.57	268	643	23.5	27.5	46.08 %
22	01/25/15	189				0	9685	51	189.90	-	189.90	=	0.00	268	643	23.5	27.5	46.08 %
23	02/01/15	189	167	166	182	515	10200	54	188.89	-	189.90	=	-1.01	268	643	25.5	28.5	47.22 %
24	02/08/15	188	252	189	159	600	10800	57	189.47	-	188.89	=	0.58	268	643	26.5	30.5	46.49 %
25	02/08/15	189	225	191	157	573	11373	60	189.55	-	189.47	=	0.08	268	643	28.5	31.5	47.50 %
26	02/15/15	189	176	171	188	535	11908	63	189.02	-	189.55	=	-0.53	268	643	29.5	33.5	46.83 %
27	02/22/15	189	221	202	208	631	12539	66	189.98	-	189.02	=	0.97	268	643	32.5	33.5	49.24 %
28	03/01/15	189	212	201	255	668	13207	69	191.41	-	189.98	=	1.42	268	668	34.5	34.5	50.00 %
29	03/08/15	191				0	13207	69	191.41	-	191.41	=	0.00	268	668	34.5	34.5	50.00 %
30	03/08/15	191				0	13207	69	191.41	-	191.41	=	0.00	268	668	34.5	34.5	50.00 %
31	03/15/15	191	168	258	160	586	13793	72	191.57	-	191.41	=	0.16	268	668	35.5	36.5	49.31 %
32	03/22/15	191	171	257	182	610	14403	75	192.04	-	191.57	=	0.47	268	668	37.5	37.5	50.00 %
33	03/29/15	192	150	215	163	528	14931	78	191.42	-	192.04	=	-0.62	268	668	37.5	37.5	50.00 %

<100	100's	125's	150's	175's	200's	225's	250's	275's	300's
		3	23	25	11	11	5		
<400	400's	450's	500's	550's	600's	650's	700's	750's	800's
	1		8	8	8	1			

Ave of Game 1	Ave of Game 2	Ave of Game 3
189.04	188.65	196.58

High game of **268** on week **21** High series of **668** on week **28** High average of **200.22** after bowling week **6**  
 Low game of **132** on week **8** Low series of **421** on week **8** Low average of **183.17** after bowling week **11**



# Sunday Morning Threesome

Sunday 9:00 am

Classic Lanes

Lanes 1 - 16

Note: This report includes information through March 29 which is week 33 of 33

## Ted Lake's Bowling Record - Team 6: Unholy Rollers @ Friends

Week No.	Bowling Date	Old Ave	---Average Change---			Total	Pins	Gms	New - Old ---> +/-			High Game	High Sers	Points Won	Points Lost	%Won
			-1-	-2-	-3-											
1	09/07/14	bk212	207	263	243	713	713	3	237.67	- 0.00	= 237.67	263	713	2.0	1.0	66.67 %
2	09/14/14	bk212	257	202	246	705	1418	6	236.33	- 237.67	= -1.33	263	713	5.0	1.0	83.33 %
3	09/21/14	bk212	223	185	267	675	2093	9	232.56	- 236.33	= -3.78	267	713	6.0	3.0	66.67 %
4	09/28/14	232	202	164	179	545	2638	12	219.83	- 232.56	= -12.72	267	713	6.0	6.0	50.00 %
5	10/05/14	219	216	211	199	626	3264	15	217.60	- 219.83	= -2.23	267	713	7.0	8.0	46.67 %
6	10/05/14	217	173	185	227	585	3849	18	213.83	- 217.60	= -3.77	267	713	9.0	9.0	50.00 %
7	10/12/14	213	192	216	246	654	4503	21	214.43	- 213.83	= 0.60	267	713	11.0	10.0	52.38 %
8	10/19/14	214	191	181	117	489	4992	24	208.00	- 214.43	= -6.43	267	713	11.0	13.0	45.83 %
9	10/26/14	208	200	289	225	714	5706	27	211.33	- 208.00	= 3.33	289	714	12.0	15.0	44.44 %
10	11/02/14	211	171	178	171	520	6226	30	207.53	- 211.33	= -3.80	289	714	12.0	18.0	40.00 %
11	11/09/14	207	212	225	234	671	6897	33	209.00	- 207.53	= 1.47	289	714	13.0	20.0	39.39 %
12	11/09/14	209	212	213	235	660	7557	36	209.92	- 209.00	= 0.92	289	714	15.0	21.0	41.67 %
13	11/16/14	209	183	257	213	653	8210	39	210.51	- 209.92	= 0.60	289	714	17.0	22.0	43.59 %
14	11/30/14	210	221	265	214	700	8910	42	212.14	- 210.51	= 1.63	289	714	18.0	24.0	42.86 %
15	12/07/14	212	235	246	213	694	9604	45	213.42	- 212.14	= 1.28	289	714	19.5	25.5	43.33 %
16	12/14/14	213	236	258	181	675	10279	48	214.15	- 213.42	= 0.72	289	714	22.0	26.0	45.83 %

## End of 1st part

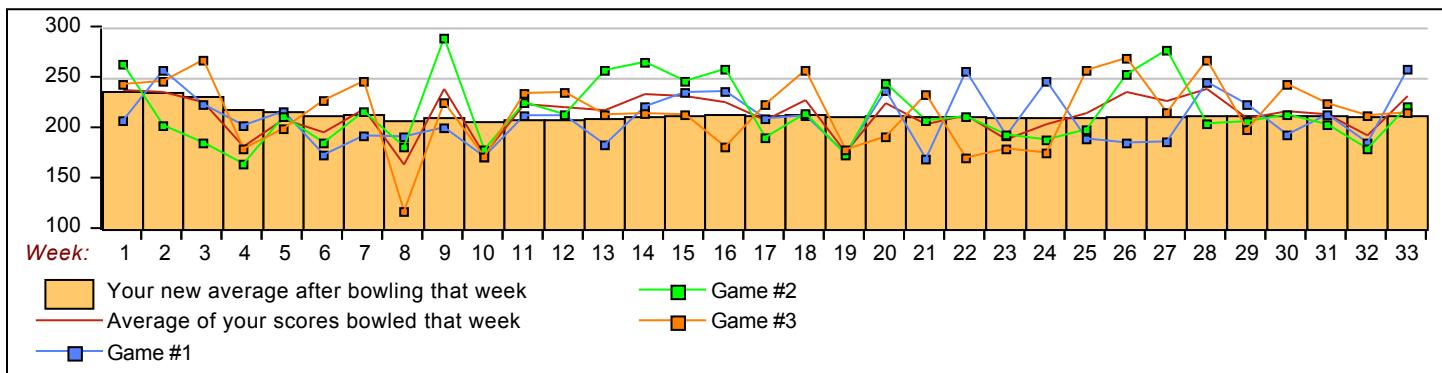
17	12/21/14	214	209	190	223	622	10901	51	213.75	- 214.15	= -0.40	289	714	23.0	28.0	45.10 %
18	12/28/14	213	212	214	257	683	11584	54	214.52	- 213.75	= 0.77	289	714	26.0	28.0	48.15 %
19	01/04/15	214	174	173	178	525	12109	57	212.44	- 214.52	= -2.08	289	714	26.0	31.0	45.61 %
20	01/11/15	212	237	244	191	672	12781	60	213.02	- 212.44	= 0.58	289	714	28.0	32.0	46.67 %
21	01/18/15	213	169	207	233	609	13390	63	212.54	- 213.02	= -0.48	289	714	30.0	33.0	47.62 %
22	01/25/15	212	256	211	170	637	14027	66	212.53	- 212.54	= -0.01	289	714	32.0	34.0	48.48 %
23	02/01/15	212	192	193	179	564	14591	69	211.46	- 212.53	= -1.07	289	714	33.0	36.0	47.83 %
24	02/08/15	211	246	188	175	609	15200	72	211.11	- 211.46	= -0.35	289	714	33.0	39.0	45.83 %
25	02/08/15	211	189	198	257	644	15844	75	211.25	- 211.11	= 0.14	289	714	35.0	40.0	46.67 %
26	02/15/15	211	185	253	269	707	16551	78	212.19	- 211.25	= 0.94	289	714	37.0	41.0	47.44 %
27	02/22/15	212	186	277	215	678	17229	81	212.70	- 212.19	= 0.51	289	714	39.0	42.0	48.15 %
28	03/01/15	212	245	204	267	716	17945	84	213.63	- 212.70	= 0.93	289	716	41.0	43.0	48.81 %
29	03/08/15	213	223	206	198	627	18572	87	213.47	- 213.63	= -0.16	289	716	41.0	46.0	47.13 %
30	03/08/15	213	193	213	243	649	19221	90	213.57	- 213.47	= 0.10	289	716	42.0	48.0	46.67 %
31	03/15/15	213	213	203	224	640	19861	93	213.56	- 213.57	= -0.01	289	716	45.0	48.0	48.39 %
32	03/22/15	213	185	179	212	576	20437	96	212.89	- 213.56	= -0.67	289	716	47.0	49.0	48.96 %
33	03/29/15	212	258	221	215	694	21131	99	213.44	- 212.89	= 0.56	289	716	47.0	49.0	48.96 %

<100	100's	125's	150's	175's	200's	225's	250's	275's	300's
	1		8	26	32	17	13	2	

<400	400's	450's	500's	550's	600's	650's	700's	750's	800's
		1	3	3	9	11	6		

Ave of Game 1	Ave of Game 2	Ave of Game 3
209.18	215.52	215.64

High game of **289** on week **9** High series of **716** on week **28** High average of **237.67** after bowling week **1**  
 Low game of **117** on week **8** Low series of **489** on week **8** Low average of **207.53** after bowling week **10**



# Sunday Morning Threesome

Sunday 9:00 am

**Classic Lanes**

Lanes 1 - 16

Note: This report includes information through March 29 which is week 33 of 33

**Carrie Lake's Bowling Record - Team 6: Unholy Rollers @ Friends**

Week No.	Bowling Date	Old Ave	Average			Total	Pins	Gms	---Average Change---			High Game	High Sers	Points Won	Points Lost	%Won	
			-1-	-2-	-3-				New	Old	+/-						
1	09/07/14	bk143	137	164	<b>151</b>	452	452	3	150.67	-	0.00	= 150.67	164	452	1.0	2.0	33.33 %
2	09/14/14	bk143	<b>143</b>	<b>155</b>	<b>162</b>	460	912	6	152.00	-	150.67	= 1.33	164	460	4.0	2.0	66.67 %
3	09/21/14	bk143	<b>131</b>	<b>157</b>	<b>151</b>	439	1351	9	150.11	-	152.00	= -1.89	164	460	7.0	2.0	77.78 %
4	09/28/14	150				0	1351	9	150.11	-	150.11	= 0.00	164	460	7.0	2.0	77.78 %
5	10/05/14	150				0	1351	9	150.11	-	150.11	= 0.00	164	460	7.0	2.0	77.78 %
6	10/05/14	150				0	1351	9	150.11	-	150.11	= 0.00	164	460	7.0	2.0	77.78 %
7	10/12/14	150				0	1351	9	150.11	-	150.11	= 0.00	164	460	7.0	2.0	77.78 %
8	10/19/14	150	136	137	145	418	1769	12	147.42	-	150.11	= -2.69	164	460	7.0	5.0	58.33 %
9	10/26/14	147				0	1769	12	147.42	-	147.42	= 0.00	164	460	7.0	5.0	58.33 %
10	11/02/14	147				0	1769	12	147.42	-	147.42	= 0.00	164	460	7.0	5.0	58.33 %
11	11/09/14	147				0	1769	12	147.42	-	147.42	= 0.00	164	460	7.0	5.0	58.33 %
12	11/09/14	147				0	1769	12	147.42	-	147.42	= 0.00	164	460	7.0	5.0	58.33 %
13	11/16/14	147	<b>128</b>	<b>177</b>	134	439	2208	15	147.20	-	147.42	= -0.22	177	460	9.0	6.0	60.00 %
14	11/30/14	147	148	132	134	414	2622	18	145.67	-	147.20	= -1.53	177	460	9.0	9.0	50.00 %
15	12/07/14	145				0	2622	18	145.67	-	145.67	= 0.00	177	460	9.0	9.0	50.00 %
16	12/14/14	145				0	2622	18	145.67	-	145.67	= 0.00	177	460	9.0	9.0	50.00 %

**End of 1st part**

17	12/21/14	145				0	2622	18	145.67	-	145.67	= 0.00	177	460	9.0	9.0	50.00 %
18	12/28/14	145				0	2622	18	145.67	-	145.67	= 0.00	177	460	9.0	9.0	50.00 %
19	01/04/15	145				0	2622	18	145.67	-	145.67	= 0.00	177	460	9.0	9.0	50.00 %
20	01/11/15	145				0	2622	18	145.67	-	145.67	= 0.00	177	460	9.0	9.0	50.00 %
21	01/18/15	145				0	2622	18	145.67	-	145.67	= 0.00	177	460	9.0	9.0	50.00 %
22	01/25/15	145				0	2622	18	145.67	-	145.67	= 0.00	177	460	9.0	9.0	50.00 %
23	02/01/15	145				0	2622	18	145.67	-	145.67	= 0.00	177	460	9.0	9.0	50.00 %
24	02/08/15	145				0	2622	18	145.67	-	145.67	= 0.00	177	460	9.0	9.0	50.00 %
25	02/08/15	145				0	2622	18	145.67	-	145.67	= 0.00	177	460	9.0	9.0	50.00 %
26	02/15/15	145				0	2622	18	145.67	-	145.67	= 0.00	177	460	9.0	9.0	50.00 %
27	02/22/15	145				0	2622	18	145.67	-	145.67	= 0.00	177	460	9.0	9.0	50.00 %
28	03/01/15	145				0	2622	18	145.67	-	145.67	= 0.00	177	460	9.0	9.0	50.00 %
29	03/08/15	145	144	180	160	484	3106	21	147.90	-	145.67	= 2.24	180	484	9.0	12.0	42.86 %
30	03/08/15	147	<b>141</b>	<b>167</b>	<b>142</b>	450	3556	24	148.17	-	147.90	= 0.26	180	484	12.0	12.0	50.00 %
31	03/15/15	148				0	3556	24	148.17	-	148.17	= 0.00	180	484	12.0	12.0	50.00 %
32	03/22/15	148				0	3556	24	148.17	-	148.17	= 0.00	180	484	12.0	12.0	50.00 %
33	03/29/15	148	187	152	160	499	4055	27	150.19	-	148.17	= 2.02	180	484	12.0	12.0	50.00 %

<u>&lt;100</u>	<u>100's</u>	<u>125's</u>	<u>150's</u>	<u>175's</u>	<u>200's</u>	<u>225's</u>	<u>250's</u>	<u>275's</u>	<u>300's</u>
		14	10	3					
<u>&lt;400</u>	<u>400's</u>	<u>450's</u>	<u>500's</u>	<u>550's</u>	<u>600's</u>	<u>650's</u>	<u>700's</u>	<u>750's</u>	<u>800's</u>
	4	5							

Ave of Game 1      Ave of Game 2      Ave of Game 3  
 143.89                      157.89                      148.78

High game of **187** on week **33** High series of **499** on week **31** High average of **152.00** after bowling week **2**  
 Low game of **128** on week **13** Low series of **414** on week **14** Low average of **145.67** after bowling week **14**

