

Sunday 9:00 am

Classic Lanes

Lanes 1 - 16

Note: This report includes information through March 29 which is week 33 of 33

Team 7: Gender Reassignment Surgeons

Name	Pins	Gms	True Average	Book Ave	High Game	High Sers	Points Won	Points Lost	%Won
Kossow, Heidi	3680	19	193.68	190	300	679	9.5	6.5	59.38 %
Gauger, Pat	13597	60	226.62	227	300	804	30.5	29.5	50.83 %
Dorszynski, Dan	21215	99	214.29	223	276	749	57.5	38.5	59.90 %
Holmquist, Craig	16824	93	180.90	184	289	665	59.0	31.0	65.56 %

Team History

Week No.	Bowling Date	Opp. Team	-1-	-2-	-3-	Total	Last Wk WON	Last Wk Lost	Points Won	Points Lost	Year-To-Date WON	Y-T-D LOST	High Game	High Sers
1	09/07/14	8	561	616	646	1823	11	5	11	5	11	5	646	1823
2	09/14/14	11	505	601	605	1711	16	0	27	5	27	5	646	1823
3	09/21/14	13	517	600	568	1685	5	11	32	16	32	16	646	1823
4	09/28/14	4	573	585	592	1750	6½	9½	38 ½	25 ½	38 ½	25 ½	646	1823
5	10/05/14	10	651	607	628	1886	8	8	46 ½	33 ½	46 ½	33 ½	651	1886
6	10/05/14	2	595	628	615	1838	10 ½	5 ½	57	39	57	39	651	1886
7	10/12/14	16	538	626	535	1699	7	9	64	48	64	48	651	1886
8	10/19/14	6	566	558	627	1751	16	0	80	48	80	48	651	1886
9	10/26/14	5	506	565	527	1598	3	13	83	61	83	61	651	1886
10	11/02/14	15	534	646	655	1835	5	11	88	72	88	72	655	1886
11	11/09/14	3	579	703	707	1989	13	3	101	75	101	75	707	1989
12	11/09/14	14	601	664	686	1951	6	10	107	85	107	85	707	1989
13	11/16/14	12	593	645	575	1813	12	4	119	89	119	89	707	1989
14	11/30/14	1	633	691	747	2071	14	2	133	91	133	91	747	2071
15	12/07/14	9	642	598	570	1810	9	7	142	98	142	98	747	2071
16	12/14/14	13	522	686	558	1766	11 ½	4 ½	153 ½	102 ½	153 ½	102 ½	747	2071

End of 1st part

17	12/21/14	8	607	575	593	1775	3	13	3	13	156 ½	115 ½	747	2071
18	12/28/14	11	692	660	642	1994	14	2	17	15	170 ½	117 ½	747	2071
19	01/04/15	13	745	519	532	1796	6	10	23	25	176 ½	127 ½	747	2071
20	01/11/15	4	640	710	645	1995	14	2	37	27	190 ½	129 ½	747	2071
21	01/18/15	10	602	703	580	1885	11	5	48	32	201 ½	134 ½	747	2071
22	01/25/15	2	656	562	688	1906	12	4	60	36	213 ½	138 ½	747	2071
23	02/01/15	16	693	620	689	2002	7	9	67	45	220 ½	147 ½	747	2071
24	02/08/15	6	719	661	725	2105	15	1	82	46	235 ½	148 ½	747	2105
25	02/08/15	5	586	556	626	1768	7	9	89	55	242 ½	157 ½	747	2105
26	02/15/15	15	588	559	662	1809	4	12	93	67	246 ½	169 ½	747	2105
27	02/22/15	3	725	615	683	2023	14	2	107	69	260 ½	171 ½	747	2105
28	03/01/15	14	592	575	631	1798	4	12	111	81	264 ½	183 ½	747	2105
29	03/08/15	12	581	578	630	1789	8½	7½	119 ½	88 ½	273	191	747	2105
30	03/08/15	1	591	580	649	1820	10	6	129 ½	94 ½	283	197	747	2105
31	03/15/15	9	573	627	533	1733	6	10	135 ½	104 ½	289	207	747	2105
32	03/22/15	14	632	608	640	1880	12	4	147 ½	108 ½	301	211	747	2105
33	03/29/15	8	507	552	573	1632	0	0	147 ½	108 ½	301	211	747	2105

Note: This report includes information through March 29 which is week 33 of 33

Craig Holmquist's Bowling Record - Team 7: Gender Reassignment Surgeons

Week No.	Bowling Date	Old Ave	---Average Change---			Total	Pins	Gms	New - Old ---> +/-			High Game	High Sers	Points Won	Points Lost	%Won	
			-1-	-2-	-3-												
1	09/07/14	bk184	134	175	234	543	543	3	181.00	-	0.00	= 181.00	234	543	2.0	1.0	66.67 %
2	09/14/14	bk184	140	162	157	459	1002	6	167.00	-	181.00	= -14.00	234	543	5.0	1.0	83.33 %
3	09/21/14	bk184	158	153	183	494	1496	9	166.22	-	167.00	= -0.78	234	543	6.0	3.0	66.67 %
4	09/28/14	166	141	166	142	449	1945	12	162.08	-	166.22	= -4.14	234	543	7.0	5.0	58.33 %
5	10/05/14	162	209	180	177	566	2511	15	167.40	-	162.08	= 5.32	234	566	9.0	6.0	60.00 %
6	10/05/14	167	202	185	180	567	3078	18	171.00	-	167.40	= 3.60	234	567	12.0	6.0	66.67 %
7	10/12/14	171	186	179	115	480	3558	21	169.43	-	171.00	= -1.57	234	567	14.0	7.0	66.67 %
8	10/19/14	169	159	168	190	517	4075	24	169.79	-	169.43	= 0.36	234	567	17.0	7.0	70.83 %
9	10/26/14	169	164	185	152	501	4576	27	169.48	-	169.79	= -0.31	234	567	19.0	8.0	70.37 %
10	11/02/14	169	194	152	159	505	5081	30	169.37	-	169.48	= -0.11	234	567	20.0	10.0	66.67 %
11	11/09/14	169	196	198	254	648	5729	33	173.61	-	169.37	= 4.24	254	648	23.0	10.0	69.70 %
12	11/09/14	173	189	164	242	595	6324	36	175.67	-	173.61	= 2.06	254	648	25.0	11.0	69.44 %
13	11/16/14	175	160	192	157	509	6833	39	175.21	-	175.67	= -0.46	254	648	28.0	11.0	71.79 %
14	11/30/14	175				0	6833	39	175.21	-	175.21	= 0.00	254	648	28.0	11.0	71.79 %
15	12/07/14	175	211	180	151	542	7375	42	175.60	-	175.21	= 0.39	254	648	30.0	12.0	71.43 %
16	12/14/14	175	167	178	152	497	7872	45	174.93	-	175.60	= -0.66	254	648	33.0	12.0	73.33 %

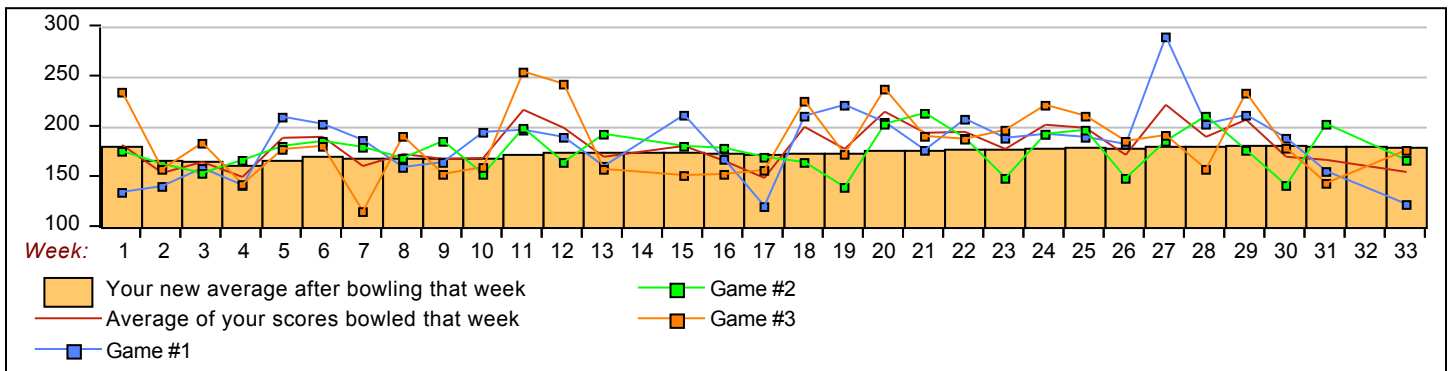
End of 1st part

17	12/21/14	174	120	169	156	445	8317	48	173.27	-	174.93	= -1.66	254	648	34.0	14.0	70.83 %
18	12/28/14	173	210	164	225	599	8916	51	174.82	-	173.27	= 1.55	254	648	36.0	15.0	70.59 %
19	01/04/15	174	221	139	172	532	9448	54	174.96	-	174.82	= 0.14	254	648	38.0	16.0	70.37 %
20	01/11/15	174	204	202	237	643	10091	57	177.04	-	174.96	= 2.07	254	648	40.0	17.0	70.18 %
21	01/18/15	177	176	213	190	579	10670	60	177.83	-	177.04	= 0.80	254	648	43.0	17.0	71.67 %
22	01/25/15	177	207	188	187	582	11252	63	178.60	-	177.83	= 0.77	254	648	46.0	17.0	73.02 %
23	02/01/15	178	188	148	196	532	11784	66	178.55	-	178.60	= -0.06	254	648	46.0	20.0	69.70 %
24	02/08/15	178	192	192	221	605	12389	69	179.55	-	178.55	= 1.01	254	648	48.0	21.0	69.57 %
25	02/08/15	179	189	196	210	595	12984	72	180.33	-	179.55	= 0.78	254	648	50.0	22.0	69.44 %
26	02/15/15	180	182	148	185	515	13499	75	179.99	-	180.33	= -0.35	254	648	50.0	25.0	66.67 %
27	02/22/15	179	289	185	191	665	14164	78	181.59	-	179.99	= 1.60	289	665	53.0	25.0	67.95 %
28	03/01/15	181	202	210	157	569	14733	81	181.89	-	181.59	= 0.30	289	665	54.0	27.0	66.67 %
29	03/08/15	181	211	176	233	620	15353	84	182.77	-	181.89	= 0.88	289	665	57.0	27.0	67.86 %
30	03/08/15	182	188	141	178	507	15860	87	182.30	-	182.77	= -0.47	289	665	58.0	29.0	66.67 %
31	03/15/15	182	155	202	143	500	16360	90	181.78	-	182.30	= -0.52	289	665	59.0	31.0	65.56 %
32	03/22/15	181				0	16360	90	181.78	-	181.78	= 0.00	289	665	59.0	31.0	65.56 %
33	03/29/15	181	122	166	176	464	16824	93	180.90	-	181.78	= -0.87	289	665	59.0	31.0	65.56 %

<100	100's	125's	150's	175's	200's	225's	250's	275's	300's
	3	9	24	35	15	5	1	1	
<400	400's	450's	500's	550's	600's	650's	700's	750's	800's
	2	5	11	8	4	1			

Ave of Game 1	Ave of Game 2	Ave of Game 3
182.77	176.00	183.94

High game of 289 on week	27 High series of 665 on week	27 High average of 182.77 after bowling week
Low game of 115 on week	7 Low series of 445 on week	17 Low average of 162.08 after bowling week



Sunday Morning Threesome

Sunday 9:00 am

Classic Lanes

Lanes 1 - 16

Note: This report includes information through March 29 which is week 33 of 33

Pat Gauger's Bowling Record - Team 7: Gender Reassignment Surgeons

Week No.	Bowling Date	Old Ave	---Average Change---			Total	Pins	Gms	New - Old ---> +/-			High Game	High Sers	Points Won	Points Lost	%Won
			-1-	-2-	-3-											
1	09/07/14	bk227	201	244	236	681	681	3	227.00	- 0.00	= 227.00	244	681	2.0	1.0	66.67 %
2	09/14/14	bk227				0	681	3	227.00	- 227.00	= 0.00	244	681	2.0	1.0	66.67 %
3	09/21/14	bk227				0	681	3	227.00	- 227.00	= 0.00	244	681	2.0	1.0	66.67 %
4	09/28/14	bk227	227	236	184	647	1328	6	221.33	- 227.00	= -5.67	244	681	2.5	3.5	41.67 %
5	10/05/14	bk227				0	1328	6	221.33	- 221.33	= 0.00	244	681	2.5	3.5	41.67 %
6	10/05/14	bk227				0	1328	6	221.33	- 221.33	= 0.00	244	681	2.5	3.5	41.67 %
7	10/12/14	bk227	181	225	217	623	1951	9	216.78	- 221.33	= -4.56	244	681	3.5	5.5	38.89 %
8	10/19/14	216				0	1951	9	216.78	- 216.78	= 0.00	244	681	3.5	5.5	38.89 %
9	10/26/14	216	185	191	205	581	2532	12	211.00	- 216.78	= -5.78	244	681	3.5	8.5	29.17 %
10	11/02/14	211	208	269	258	735	3267	15	217.80	- 211.00	= 6.80	269	735	6.5	8.5	43.33 %
11	11/09/14	217	212	278	257	747	4014	18	223.00	- 217.80	= 5.20	278	747	8.5	9.5	47.22 %
12	11/09/14	223	220	266	268	754	4768	21	227.05	- 223.00	= 4.05	278	754	10.5	10.5	50.00 %
13	11/16/14	227	a207	a207	a207	621	4768	21	227.05	- 227.05	= 0.00	278	754	10.5	10.5	50.00 %
14	11/30/14	227	187	257	265	709	5477	24	228.21	- 227.05	= 1.16	278	754	11.5	12.5	47.92 %
15	12/07/14	228	203	205	225	633	6110	27	226.30	- 228.21	= -1.91	278	754	11.5	15.5	42.59 %
16	12/14/14	226	190	248	204	642	6752	30	225.07	- 226.30	= -1.23	278	754	13.5	16.5	45.00 %

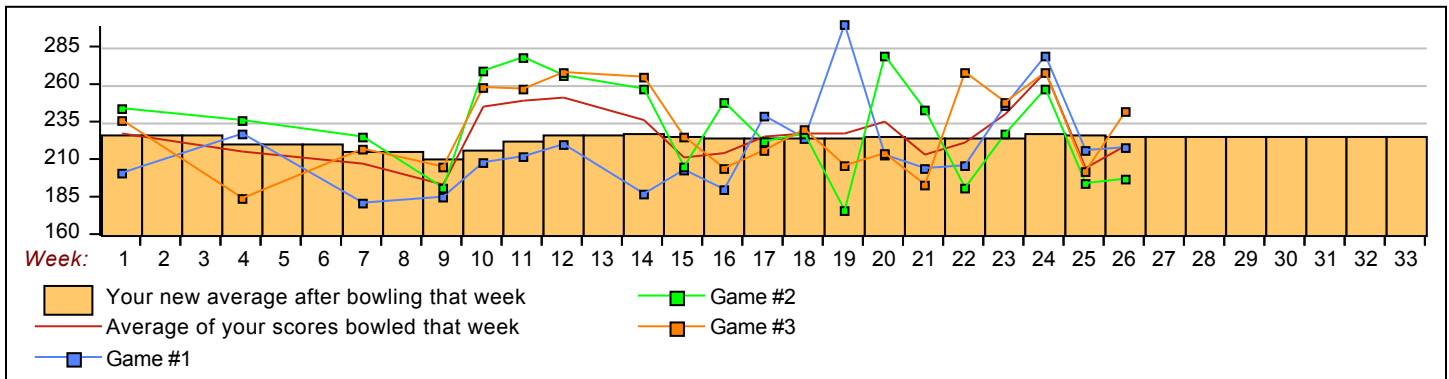
End of 1st part

17	12/21/14	225	239	222	216	677	7429	33	225.12	- 225.07	= 0.05	278	754	14.5	18.5	43.94 %
18	12/28/14	225	224	227	230	681	8110	36	225.28	- 225.12	= 0.16	278	754	17.5	18.5	48.61 %
19	01/04/15	225	300	176	206	682	8792	39	225.44	- 225.28	= 0.16	300	754	18.5	20.5	47.44 %
20	01/11/15	225	213	279	214	706	9498	42	226.14	- 225.44	= 0.71	300	754	20.5	21.5	48.81 %
21	01/18/15	226	204	243	193	640	10138	45	225.29	- 226.14	= -0.85	300	754	21.5	23.5	47.78 %
22	01/25/15	225	206	191	268	665	10803	48	225.06	- 225.29	= -0.23	300	754	23.5	24.5	48.96 %
23	02/01/15	225	246	227	248	721	11524	51	225.96	- 225.06	= 0.90	300	754	25.5	25.5	50.00 %
24	02/08/15	225	279	257	268	804	12328	54	228.30	- 225.96	= 2.34	300	804	28.5	25.5	52.78 %
25	02/08/15	228	216	194	202	612	12940	57	227.02	- 228.30	= -1.28	300	804	29.5	27.5	51.75 %
26	02/15/15	227	218	197	242	657	13597	60	226.62	- 227.02	= -0.40	300	804	30.5	29.5	50.83 %
27	02/22/15	226				0	13597	60	226.62	- 226.62	= 0.00	300	804	30.5	29.5	50.83 %
28	03/01/15	226				0	13597	60	226.62	- 226.62	= 0.00	300	804	30.5	29.5	50.83 %
29	03/08/15	226				0	13597	60	226.62	- 226.62	= 0.00	300	804	30.5	29.5	50.83 %
30	03/08/15	226				0	13597	60	226.62	- 226.62	= 0.00	300	804	30.5	29.5	50.83 %
31	03/15/15	226				0	13597	60	226.62	- 226.62	= 0.00	300	804	30.5	29.5	50.83 %
32	03/22/15	226	a206	a206	a206	618	13597	60	226.62	- 226.62	= 0.00	300	804	30.5	29.5	50.83 %
33	03/29/15	226				0	13597	60	226.62	- 226.62	= 0.00	300	804	30.5	29.5	50.83 %

<100	100's	125's	150's	175's	200's	225's	250's	275's	300's
				11	20	15	10	3	1
<400	400's	450's	500's	550's	600's	650's	700's	750's	800's
				1	6	6	5	1	1

Ave of Game 1: 217.95 Ave of Game 2: 231.60 Ave of Game 3: 230.30

High game of 300 on week 19 High series of 804 on week 2 High average of 228.30 after bowling week 24
 Low game of 176 on week 19 Low series of 581 on week 9 Low average of 211.00 after bowling week 9



Note: This report includes information through March 29 which is week 33 of 33

Dan Dorszynski's Bowling Record - Team 7: Gender Reassignment Surgeons

Week No.	Bowling Date	Old Ave	---Average Change---			Total	Pins	Gms	New - Old ---> +/-			High Game	High Sers	Points Won	Points Lost	%Won
			-1-	-2-	-3-											
1	09/07/14	bk223	226	197	176	599	599	3	199.67	- 0.00	= 199.67	226	599	2.0	1.0	66.67 %
2	09/14/14	bk223	499	242	209	620	1219	6	203.17	- 199.67	= 3.50	226	620	5.0	1.0	83.33 %
3	09/21/14	bk223	192	233	203	628	1847	9	205.22	- 203.17	= 2.06	233	628	6.0	3.0	66.67 %
4	09/28/14	205	205	183	266	654	2501	12	208.42	- 205.22	= 3.19	266	654	7.0	5.0	58.33 %
5	10/05/14	208	227	209	236	672	3173	15	211.53	- 208.42	= 3.12	266	672	9.0	6.0	60.00 %
6	10/05/14	211	232	228	236	696	3869	18	214.94	- 211.53	= 3.41	266	696	11.0	7.0	61.11 %
7	10/12/14	214	171	222	203	596	4465	21	212.62	- 214.94	= -2.33	266	696	13.0	8.0	61.90 %
8	10/19/14	212	216	189	191	596	5061	24	210.88	- 212.62	= -1.74	266	696	16.0	8.0	66.67 %
9	10/26/14	210	157	189	170	516	5577	27	206.56	- 210.88	= -4.32	266	696	17.0	10.0	62.96 %
10	11/02/14	206	132	225	238	595	6172	30	205.73	- 206.56	= -0.82	266	696	18.0	12.0	60.00 %
11	11/09/14	205	171	227	196	594	6766	33	205.03	- 205.73	= -0.70	266	696	20.0	13.0	60.61 %
12	11/09/14	205	192	234	176	602	7368	36	204.67	- 205.03	= -0.36	266	696	20.0	16.0	55.56 %
13	11/16/14	204	226	246	211	683	8051	39	206.44	- 204.67	= 1.77	266	696	22.0	17.0	56.41 %
14	11/30/14	206	237	229	246	712	8763	42	208.64	- 206.44	= 2.21	266	712	25.0	17.0	59.52 %
15	12/07/14	208	228	213	194	635	9398	45	208.84	- 208.64	= 0.20	266	712	27.0	18.0	60.00 %
16	12/14/14	208	165	260	202	627	10025	48	208.85	- 208.84	= 0.01	266	712	28.5	19.5	59.38 %

End of 1st part

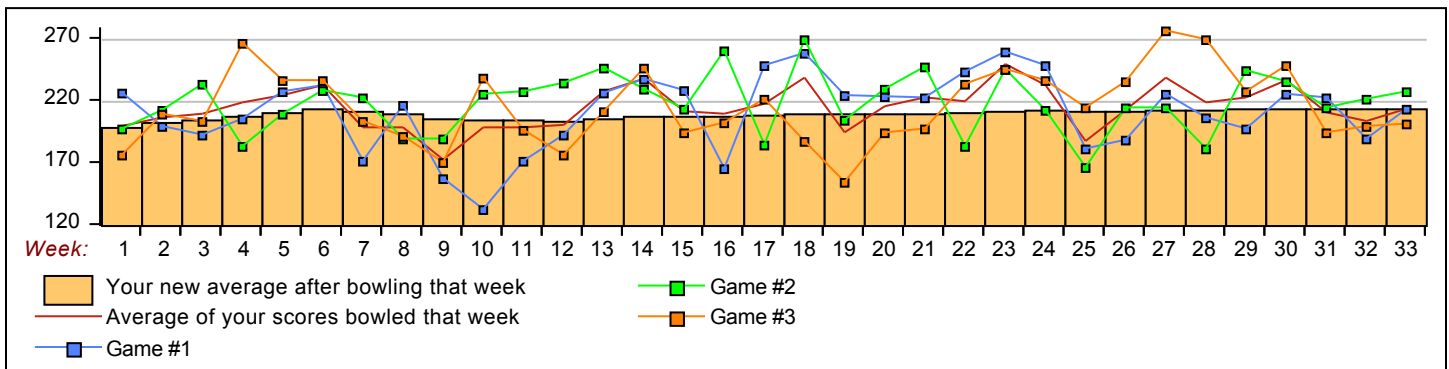
17	12/21/14	208	248	184	221	653	10678	51	209.37	- 208.85	= 0.52	266	712	29.5	21.5	57.84 %
18	12/28/14	209	258	269	187	714	11392	54	210.96	- 209.37	= 1.59	269	714	31.5	22.5	58.33 %
19	01/04/15	210	224	204	154	582	11974	57	210.07	- 210.96	= -0.89	269	714	32.5	24.5	57.02 %
20	01/11/15	210	223	229	194	646	12620	60	210.33	- 210.07	= 0.26	269	714	35.5	24.5	59.17 %
21	01/18/15	210	222	247	197	666	13286	63	210.89	- 210.33	= 0.56	269	714	37.5	25.5	59.52 %
22	01/25/15	210	243	183	233	659	13945	66	211.29	- 210.89	= 0.40	269	714	39.5	26.5	59.85 %
23	02/01/15	211	259	245	245	749	14694	69	212.96	- 211.29	= 1.67	269	749	41.5	27.5	60.14 %
24	02/08/15	212	248	212	236	696	15390	72	213.75	- 212.96	= 0.79	269	749	44.5	27.5	61.81 %
25	02/08/15	213	181	166	214	561	15951	75	212.68	- 213.75	= -1.07	269	749	44.5	30.5	59.33 %
26	02/15/15	212	188	214	235	637	16588	78	212.67	- 212.68	= -0.01	269	749	47.5	30.5	60.90 %
27	02/22/15	212	225	214	276	715	17303	81	213.62	- 212.67	= 0.95	276	749	50.5	30.5	62.35 %
28	03/01/15	213	206	181	269	656	17959	84	213.80	- 213.62	= 0.18	276	749	51.5	32.5	61.31 %
29	03/08/15	213	197	244	227	668	18627	87	214.10	- 213.80	= 0.31	276	749	52.5	34.5	60.34 %
30	03/08/15	214	225	235	248	708	19335	90	214.83	- 214.10	= 0.73	276	749	54.5	35.5	60.56 %
31	03/15/15	214	222	214	194	630	19965	93	214.68	- 214.83	= -0.16	276	749	55.5	37.5	59.68 %
32	03/22/15	214	189	221	199	609	20574	96	214.31	- 214.68	= -0.36	276	749	57.5	38.5	59.90 %
33	03/29/15	214	213	227	201	641	21215	99	214.29	- 214.31	= -0.02	276	749	57.5	38.5	59.90 %

<100	100's	125's	150's	175's	200's	225's	250's	275's	300's
		1	7	24	26	34	6	1	
<400	400's	450's	500's	550's	600's	650's	700's	750's	800's
			1	7	10	10	5		

Ave of Game 1 Ave of Game 2 Ave of Game 3

210.52 217.73 214.64

High game of **276** on week **27** High series of **749** on week **28** High average of **214.94** after bowling week **6**
 Low game of **132** on week **10** Low series of **516** on week **9** Low average of **199.67** after bowling week **1**



Sunday Morning Threesome

Sunday 9:00 am

Classic Lanes

Lanes 1 - 16

Note: This report includes information through March 29 which is week 33 of 33

Heidi Kossow's Bowling Record - Team 7: Gender Reassignment Surgeons

Week No.	Bowling Date	Old Ave	Average Change			Total	Pins	Gms	---Average Change---			High Game	High Sers	Points Won	Points Lost	%Won		
			-1-	-2-	-3-				New	Old	---+/-							
1	09/07/14	bk190				0	0	0	-	0.00	=	0.00	0	0			0.00 %	
2	09/14/14	bk190				0	0	0	-	0.00	=	0.00	0	0			0.00 %	
3	09/21/14	bk190				0	0	0	-	0.00	=	0.00	0	0			0.00 %	
4	09/28/14	bk190	300	223	156	679	679	3	226.33	-	0.00	=	226.33	300	679	2.0	1.0	66.67 %
5	10/05/14	bk190				0	679	3	226.33	-	226.33	=	0.00	300	679	2.0	1.0	66.67 %
6	10/05/14	bk190				0	679	3	226.33	-	226.33	=	0.00	300	679	2.0	1.0	66.67 %
7	10/12/14	bk190				0	679	3	226.33	-	226.33	=	0.00	300	679	2.0	1.0	66.67 %
8	10/19/14	bk190				0	679	3	226.33	-	226.33	=	0.00	300	679	2.0	1.0	66.67 %
9	10/26/14	bk190				0	679	3	226.33	-	226.33	=	0.00	300	679	2.0	1.0	66.67 %
10	11/02/14	bk190				0	679	3	226.33	-	226.33	=	0.00	300	679	2.0	1.0	66.67 %
11	11/09/14	bk190				0	679	3	226.33	-	226.33	=	0.00	300	679	2.0	1.0	66.67 %
12	11/09/14	bk190				0	679	3	226.33	-	226.33	=	0.00	300	679	2.0	1.0	66.67 %
13	11/16/14	bk190				0	679	3	226.33	-	226.33	=	0.00	300	679	2.0	1.0	66.67 %
14	11/30/14	bk190				0	679	3	226.33	-	226.33	=	0.00	300	679	2.0	1.0	66.67 %
15	12/07/14	bk190				0	679	3	226.33	-	226.33	=	0.00	300	679	2.0	1.0	66.67 %
16	12/14/14	bk190				0	679	3	226.33	-	226.33	=	0.00	300	679	2.0	1.0	66.67 %

End of 1st part

17	12/21/14	bk190				0	679	3	226.33	-	226.33	=	0.00	300	679	2.0	1.0	66.67 %
18	12/28/14	bk190				0	679	3	226.33	-	226.33	=	0.00	300	679	2.0	1.0	66.67 %
19	01/04/15	bk190				0	679	3	226.33	-	226.33	=	0.00	300	679	2.0	1.0	66.67 %
20	01/11/15	bk190				0	679	3	226.33	-	226.33	=	0.00	300	679	2.0	1.0	66.67 %
21	01/18/15	bk190				0	679	3	226.33	-	226.33	=	0.00	300	679	2.0	1.0	66.67 %
22	01/25/15	bk190	112	a170	a170	452	791	4	197.75	-	226.33	=	-28.58	300	679	2.0	2.0	50.00 %
23	02/01/15	bk190				0	791	4	197.75	-	197.75	=	0.00	300	679	2.0	2.0	50.00 %
24	02/08/15	bk190				0	791	4	197.75	-	197.75	=	0.00	300	679	2.0	2.0	50.00 %
25	02/08/15	bk190				0	791	4	197.75	-	197.75	=	0.00	300	679	2.0	2.0	50.00 %
26	02/15/15	bk190				0	791	4	197.75	-	197.75	=	0.00	300	679	2.0	2.0	50.00 %
27	02/22/15	bk190				0	791	4	197.75	-	197.75	=	0.00	300	679	2.0	2.0	50.00 %
28	03/01/15	bk190				0	791	4	197.75	-	197.75	=	0.00	300	679	2.0	2.0	50.00 %
29	03/08/15	bk190	173	158	170	501	1292	7	184.57	-	197.75	=	-13.18	300	679	2.5	4.5	35.71 %
30	03/08/15	bk190	178	204	223	605	1897	10	189.70	-	184.57	=	5.13	300	679	4.5	5.5	45.00 %
31	03/15/15	189	196	211	196	603	2500	13	192.31	-	189.70	=	2.61	300	679	6.5	6.5	50.00 %
32	03/22/15	192	237	181	235	653	3153	16	197.06	-	192.31	=	4.75	300	679	9.5	6.5	59.38 %
33	03/29/15	bk197	172	159	196	527	3680	19	193.68	-	197.06	=	-3.38	300	679	9.5	6.5	59.38 %

<100	100's	125's	150's	175's	200's	225's	250's	275's	300's
	1		6	5	4	2			1
<400	400's	450's	500's	550's	600's	650's	700's	750's	800's
			2		2	2			

<u>Ave of Game 1</u>	<u>Ave of Game 2</u>	<u>Ave of Game 3</u>
195.43	189.33	196.00

High game of 300 on week 4 High series of 679 on week 4 High average of 226.33 after bowling week 4
 Low game of 112 on week 22 Low series of 452 on week 22 Low average of 184.57 after bowling week 29

