

Sunday 9:00 am

**Classic Lanes**

Lanes 3 - 16

Note: This report includes information through March 20 which is Week 33 of 33

**Team 10: Eagle Media, Inc**

Name	Pins	Gms	True Average	Book Ave	High Game	High Sers	Points Won	Points Lost	%Won
Traber, Darryl	21758	96	226.65	228	300	793	42.5	53.5	44.27%
Weber, Wayne	18589	96	193.64	191	258	712	49.5	46.5	51.56%
Traber, Brian	21201	93	227.97	235	300	787	51.0	42.0	54.84%
O'Connell, Michael	1842	9	204.67	216	247	637	4.0	5.0	44.44%

**Team History**

Week No.	Bowling Date	Opp. Team	-1-	-2-	-3-	Total	Last Wk WON	Last Wk Lost	Points Won	Points Lost	Year-To-Date WON	Y-T-D LOST	High Game	High Sers
1	09/13/15	9	721	596	673	1990	8	8	8	8	8	8	721	1990
2	09/20/15	7	633	668	574	1875	11	5	19	13	19	13	721	1990
3	09/27/15	11	681	626	663	1970	8	8	27	21	27	21	721	1990
4	10/04/15	1	677	620	574	1871	9	7	36	28	36	28	721	1990
5	10/04/15	5	721	627	686	2034	14	2	50	30	50	30	721	2034
6	10/11/15	6	738	626	623	1987	10	6	60	36	60	36	738	2034
7	10/18/15	13	726	663	623	2012	5	11	65	47	65	47	738	2034
8	10/18/15	4	628	641	666	1935	2	14	67	61	67	61	738	2034
9	10/25/15	6	529	571	728	1828	7	9	74	70	74	70	738	2034
10	11/01/15	8	650	557	564	1771	6	10	80	80	80	80	738	2034
11	11/01/15	12	710	594	653	1957	2	14	82	94	82	94	738	2034
12	11/08/15	1	568	616	639	1823	3	13	85	107	85	107	738	2034
13	11/15/15	2	708	728	678	2114	14	2	99	109	99	109	738	2114
14	11/22/15	3	623	613	682	1918	5	11	104	120	104	120	738	2114
15	11/29/15	14	657	636	588	1881	5	11	109	131	109	131	738	2114
16	12/06/15	2	582	628	709	1919	6	10	115	141	115	141	738	2114

**End of 1st part**

17	12/13/15	9	567	548	641	1756	3½	12½	3½	12½	118½	153½	738	2114
18	12/13/15	7	697	665	611	1973	9	7	12½	19½	127½	160½	738	2114
19	12/20/15	11	564	585	719	1868	8	8	20½	27½	135½	168½	738	2114
20	12/27/15	1	578	651	593	1822	2	14	22½	41½	137½	182½	738	2114
21	12/27/15	5	685	593	652	1930	7	9	29½	50½	144½	191½	738	2114
22	01/03/16	3	589	607	739	1935	14	2	43½	52½	158½	193½	739	2114
23	01/10/16	13	528	569	608	1705	5	11	48½	63½	163½	204½	739	2114
24	01/17/16	4	646	633	667	1946	9½	6½	58	70	173	211	739	2114
25	01/24/16	6	686	637	603	1926	7	9	65	79	180	220	739	2114
26	01/31/16	8	650	691	685	2026	11	5	76	84	191	225	739	2114
27	02/07/16	12	728	694	762	2184	13	3	89	87	204	228	762	2184
28	02/14/16	9	700	768	630	2098	8	8	97	95	212	236	768	2184
29	02/21/16	2	739	523	654	1916	7	9	104	104	219	245	768	2184
30	02/28/16	3	570	689	620	1879	7	9	111	113	226	254	768	2184
31	03/06/16	14	753	740	729	2222	16	0	127	113	242	254	768	2222
32	03/13/16	14	665	716	721	2102	10	6	137	119	252	260	768	2222
33	03/20/16	6	653	597	600	1850	11	5	148	124	263	265	768	2222

# Sunday Morning Threesome

Sunday 9:00 am

Classic Lanes

Lanes 3 - 16

Note: This report includes information through March 20 which is Week 33 of 33

## Darryl Traber's Bowling Record - Team 10: Eagle Media, Inc

Week No.	Bowling Date	Old Ave	---Average Change---			Total	Pins	Gms	New - Old --> +/-			High Game	High Sers	Points Won	Points Lost	%Won		
			-1-	-2-	-3-													
1	09/13/15	bk228	269	215	268	752	752	3	250.67	-	0.00	=	250.67	269	752	2.0	1.0	66.67%
2	09/20/15	bk228	257	248	232	737	1489	6	248.17	-	250.67	=	-2.50	269	752	5.0	1.0	83.33%
3	09/27/15	bk228	212	255	247	714	2203	9	244.78	-	248.17	=	-3.39	269	752	7.0	2.0	77.78%
4	10/04/15	244	249	215	211	675	2878	12	239.83	-	244.78	=	-4.94	269	752	8.0	4.0	66.67%
5	10/04/15	239	300	220	245	765	3643	15	242.87	-	239.83	=	3.03	300	765	11.0	4.0	73.33%
6	10/11/15	242	278	243	215	736	4379	18	243.28	-	242.87	=	0.41	300	765	13.0	5.0	72.22%
7	10/18/15	243	300	247	225	772	5151	21	245.29	-	243.28	=	2.01	300	772	14.0	7.0	66.67%
8	10/18/15	245	232	211	267	710	5861	24	244.21	-	245.29	=	-1.08	300	772	14.0	10.0	58.33%
9	10/25/15	244	172	188	228	588	6449	27	238.85	-	244.21	=	-5.36	300	772	14.0	13.0	51.85%
10	11/01/15	238	204	212	156	572	7021	30	234.03	-	238.85	=	-4.82	300	772	14.0	16.0	46.67%
11	11/01/15	234	231	207	217	655	7676	33	232.61	-	234.03	=	-1.43	300	772	15.0	18.0	45.45%
12	11/08/15	232	189	218	224	631	8307	36	230.75	-	232.61	=	-1.86	300	772	15.0	21.0	41.67%
13	11/15/15	230	258	246	231	735	9042	39	231.85	-	230.75	=	1.10	300	772	18.0	21.0	46.15%
14	11/22/15	231	183	247	247	677	9719	42	231.40	-	231.85	=	-0.44	300	772	19.0	23.0	45.24%
15	11/29/15	231	240	225	224	689	10408	45	231.29	-	231.40	=	-0.12	300	772	21.0	24.0	46.67%
16	12/06/15	231	a211	a211	a211	633	10408	45	231.29	-	231.29	=	0.00	300	772	21.0	24.0	46.67%

### End of 1st part

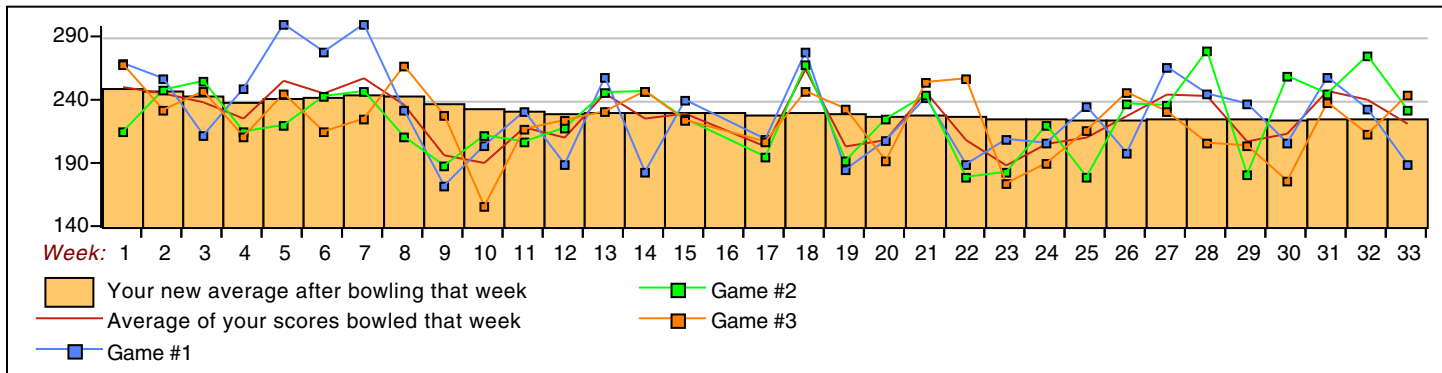
17	12/13/15	231	209	195	207	611	11019	48	229.56	-	231.29	=	-1.73	300	772	21.0	27.0	43.75%
18	12/13/15	229	278	268	247	793	11812	51	231.61	-	229.56	=	2.05	300	793	24.0	27.0	47.06%
19	12/20/15	231	185	192	233	610	12422	54	230.04	-	231.61	=	-1.57	300	793	25.0	29.0	46.30%
20	12/27/15	230	208	225	192	625	13047	57	228.89	-	230.04	=	-1.14	300	793	25.0	32.0	43.86%
21	12/27/15	228	242	244	254	740	13787	60	229.78	-	228.89	=	0.89	300	793	26.0	34.0	43.33%
22	01/03/16	229	189	179	257	625	14412	63	228.76	-	229.78	=	-1.02	300	793	27.0	36.0	42.86%
23	01/10/16	228	209	183	174	566	14978	66	226.94	-	228.76	=	-1.82	300	793	27.0	39.0	40.91%
24	01/17/16	226	206	220	190	616	15594	69	226.00	-	226.94	=	-0.94	300	793	27.5	41.5	39.86%
25	01/24/16	226	235	179	216	630	16224	72	225.33	-	226.00	=	-0.67	300	793	28.5	43.5	39.58%
26	01/31/16	225	198	237	246	681	16905	75	225.40	-	225.33	=	0.07	300	793	30.5	44.5	40.67%
27	02/07/16	225	266	236	231	733	17638	78	226.13	-	225.40	=	0.73	300	793	31.5	46.5	40.38%
28	02/14/16	226	245	279	206	730	18368	81	226.77	-	226.13	=	0.64	300	793	32.5	48.5	40.12%
29	02/21/16	226	237	181	204	622	18990	84	226.07	-	226.77	=	-0.69	300	793	33.5	50.5	39.88%
30	02/28/16	226	206	259	176	641	19631	87	225.64	-	226.07	=	-0.43	300	793	34.5	52.5	39.66%
31	03/06/16	225	258	245	238	741	20372	90	226.36	-	225.64	=	0.71	300	793	37.5	52.5	41.67%
32	03/13/16	226	233	275	213	721	21093	93	226.81	-	226.36	=	0.45	300	793	39.5	53.5	42.47%
33	03/20/16	226	189	232	244	665	21758	96	226.65	-	226.81	=	-0.16	300	793	42.5	53.5	44.27%

<100	100's	125's	150's	175's	200's	225's	250's	275's	300's
			3	16	25	34	12	4	2
<400	400's	450's	500's	550's	600's	650's	700's	750's	800's
			3	9	6	10	4		

Ave of Game 1	Ave of Game 2	Ave of Game 3
230.22	225.81	223.91

### High Scores by Game

Game #1: 300 on week 5 Game #2: 279 on week 28 Game #3: 268 on week 1



# Sunday Morning Threesome

Sunday 9:00 am

Classic Lanes

Lanes 3 - 16

Note: This report includes information through March 20 which is Week 33 of 33

## Wayne Weber's Bowling Record - Team 10: Eagle Media, Inc

Week No.	Bowling Date	Old Ave	---Average Change---			Total	Pins	Gms	New - Old ---> +/-			High Game	High Sers	Points Won	Points Lost	%Won		
			-1-	-2-	-3-					=	=							
1	09/13/15	bk191				0	0	0	-	0.00	=	0.00	0	0			0.00%	
2	09/20/15	bk191	212	181	149	542	542	3	180.67	-	0.00	=	180.67	212	542	2.0	1.0	66.67%
3	09/27/15	bk191	182	156	199	537	1079	6	179.83	-	180.67	=	-0.83	212	542	3.0	3.0	50.00%
4	10/04/15	bk191	204	190	189	583	1662	9	184.67	-	179.83	=	4.83	212	583	5.0	4.0	55.56%
5	10/04/15	184	182	195	218	595	2257	12	188.08	-	184.67	=	3.42	218	595	6.0	6.0	50.00%
6	10/11/15	188	212	169	204	585	2842	15	189.47	-	188.08	=	1.38	218	595	7.0	8.0	46.67%
7	10/18/15	189	171	223	193	587	3429	18	190.50	-	189.47	=	1.03	223	595	8.0	10.0	44.44%
8	10/18/15	190	169	183	162	514	3943	21	187.76	-	190.50	=	-2.74	223	595	8.0	13.0	38.10%
9	10/25/15	187	152	172	233	557	4500	24	187.50	-	187.76	=	-0.26	233	595	10.0	14.0	41.67%
10	11/01/15	187	193	170	203	566	5066	27	187.63	-	187.50	=	0.13	233	595	13.0	14.0	48.15%
11	11/01/15	187	232	185	202	619	5685	30	189.50	-	187.63	=	1.87	233	619	13.0	17.0	43.33%
12	11/08/15	189	158	182	157	497	6182	33	187.33	-	189.50	=	-2.17	233	619	14.0	19.0	42.42%
13	11/15/15	187	235	224	202	661	6843	36	190.08	-	187.33	=	2.75	235	661	16.0	20.0	44.44%
14	11/22/15	190	173	181	156	510	7353	39	188.54	-	190.08	=	-1.54	235	661	16.0	23.0	41.03%
15	11/29/15	188	148	179	161	488	7841	42	186.69	-	188.54	=	-1.85	235	661	16.0	26.0	38.10%
16	12/06/15	186	167	210	198	575	8416	45	187.02	-	186.69	=	0.33	235	661	17.0	28.0	37.78%

### End of 1st part

17	12/13/15	187	196	142	221	559	8975	48	186.98	-	187.02	=	-0.04	235	661	17.5	30.5	36.46%
18	12/13/15	186	172	211	160	543	9518	51	186.63	-	186.98	=	-0.35	235	661	17.5	33.5	34.31%
19	12/20/15	186	187	178	257	622	10140	54	187.78	-	186.63	=	1.15	257	661	20.5	33.5	37.96%
20	12/27/15	187	167	182	188	537	10677	57	187.32	-	187.78	=	-0.46	257	661	21.5	35.5	37.72%
21	12/27/15	187	211	181	222	614	11291	60	188.18	-	187.32	=	0.87	257	661	24.5	35.5	40.83%
22	01/03/16	188	197	193	226	616	11907	63	189.00	-	188.18	=	0.82	257	661	27.5	35.5	43.65%
23	01/10/16	189	160	178	189	527	12434	66	188.39	-	189.00	=	-0.61	257	661	29.5	36.5	44.70%
24	01/17/16	188	182	181	214	577	13011	69	188.57	-	188.39	=	0.17	257	661	31.5	37.5	45.65%
25	01/24/16	188	172	243	206	621	13632	72	189.33	-	188.57	=	0.77	257	661	33.5	38.5	46.53%
26	01/31/16	189	193	229	205	627	14259	75	190.12	-	189.33	=	0.79	257	661	35.5	39.5	47.33%
27	02/07/16	190	258	222	232	712	14971	78	191.94	-	190.12	=	1.82	258	712	38.5	39.5	49.36%
28	02/14/16	191	208	232	177	617	15588	81	192.44	-	191.94	=	0.51	258	712	40.5	40.5	50.00%
29	02/21/16	192	234	150	214	598	16186	84	192.69	-	192.44	=	0.25	258	712	42.5	41.5	50.60%
30	02/28/16	192	149	203	209	561	16747	87	192.49	-	192.69	=	-0.20	258	712	43.5	43.5	50.00%
31	03/06/16	192	237	256	201	694	17441	90	193.79	-	192.49	=	1.29	258	712	46.5	43.5	51.67%
32	03/13/16	193	186	182	250	618	18059	93	194.18	-	193.79	=	0.39	258	712	47.5	45.5	51.08%
33	03/20/16	194	209	159	162	530	18589	96	193.64	-	194.18	=	-0.55	258	712	49.5	46.5	51.56%

<100    100's    125's    150's    175's    200's    225's    250's    275's    300's

4    22    31    25    10    4

<400    400's    450's    500's    550's    600's    650's    700's    750's    800's

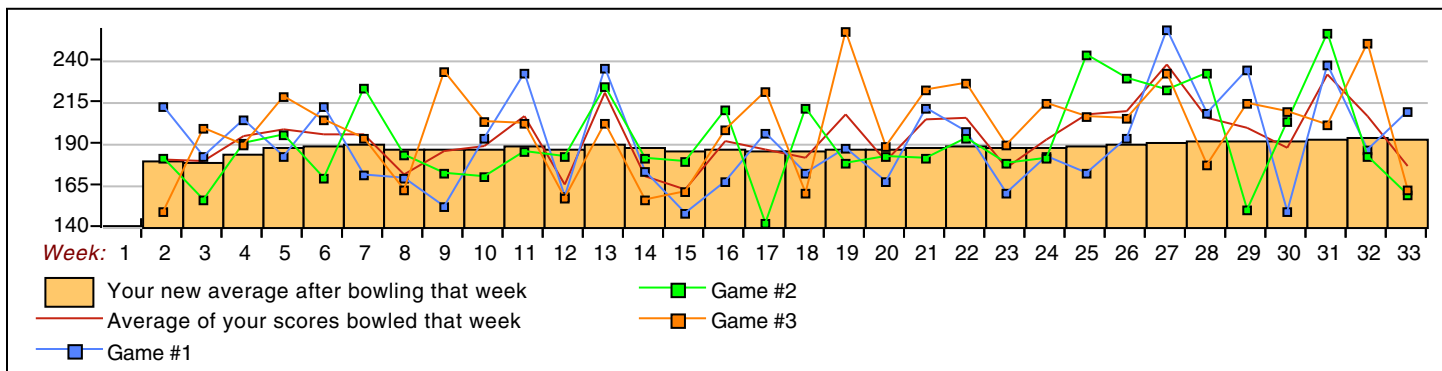
2    8    11    8    2    1

Ave of Game 1    Ave of Game 2    Ave of Game 3

190.88    191.31    198.72

### High Scores by Game

Game #1: 258 on week 27    Game #2: 256 on week 31    Game #3: 257 on week 19



# Sunday Morning Threesome

Sunday 9:00 am

Classic Lanes

Lanes 3 - 16

Note: This report includes information through March 20 which is Week 33 of 33

## Brian Traber's Bowling Record - Team 10: Eagle Media, Inc

Week No.	Bowling Date	Old Ave	---Average Change---			Total	Pins	Gms	New - Old ---> +/-			High Game	High Sers	Points Won	Points Lost	%Won		
			-1-	-2-	-3-													
1	09/13/15	bk235	246	202	171	619	619	3	206.33	-	0.00	=	206.33	246	619			
2	09/20/15	bk235	164	<b>239</b>	193	596	1215	6	202.50	-	206.33	=	<b>-3.83</b>	246	619	1.0	5.0	16.67%
3	09/27/15	bk235	<b>287</b>	215	<b>217</b>	719	1934	9	214.89	-	202.50	=	<b>12.39</b>	287	719	3.0	6.0	33.33%
4	10/04/15	214	<b>224</b>	215	174	613	2547	12	212.25	-	214.89	=	<b>-2.64</b>	287	719	4.0	8.0	33.33%
5	10/04/15	212	<b>239</b>	<b>212</b>	<b>223</b>	674	3221	15	214.73	-	212.25	=	<b>2.48</b>	287	719	7.0	8.0	46.67%
6	10/11/15	214	<b>248</b>	<b>214</b>	204	666	3887	18	215.94	-	214.73	=	<b>1.21</b>	287	719	9.0	9.0	50.00%
7	10/18/15	215	<b>255</b>	193	205	653	4540	21	216.19	-	215.94	=	<b>0.25</b>	287	719	10.0	11.0	47.62%
8	10/18/15	216	<b>227</b>	<b>247</b>	237	711	5251	24	218.79	-	216.19	=	<b>2.60</b>	287	719	12.0	12.0	50.00%
9	10/25/15	218	<b>205</b>	211	<b>267</b>	683	5934	27	219.78	-	218.79	=	<b>0.99</b>	287	719	14.0	13.0	51.85%
10	11/01/15	219	<b>253</b>	175	205	633	6567	30	218.90	-	219.78	=	<b>-0.88</b>	287	719	15.0	15.0	50.00%
11	11/01/15	218	247	202	<b>234</b>	683	7250	33	219.70	-	218.90	=	<b>0.80</b>	287	719	16.0	17.0	48.48%
12	11/08/15	219	<b>221</b>	216	<b>258</b>	695	7945	36	220.69	-	219.70	=	<b>1.00</b>	287	719	18.0	18.0	50.00%
13	11/15/15	220	215	<b>258</b>	<b>245</b>	718	8663	39	222.13	-	220.69	=	<b>1.43</b>	287	719	20.0	19.0	51.28%
14	11/22/15	222	<b>267</b>	185	<b>279</b>	731	9394	42	223.67	-	222.13	=	<b>1.54</b>	287	731	22.0	20.0	52.38%
15	11/29/15	223	<b>269</b>	232	203	704	10098	45	224.40	-	223.67	=	<b>0.73</b>	287	731	23.0	22.0	51.11%
16	12/06/15	224	<b>204</b>	<b>207</b>	<b>300</b>	711	10809	48	225.19	-	224.40	=	<b>0.79</b>	300	731	26.0	22.0	54.17%

## End of 1st part

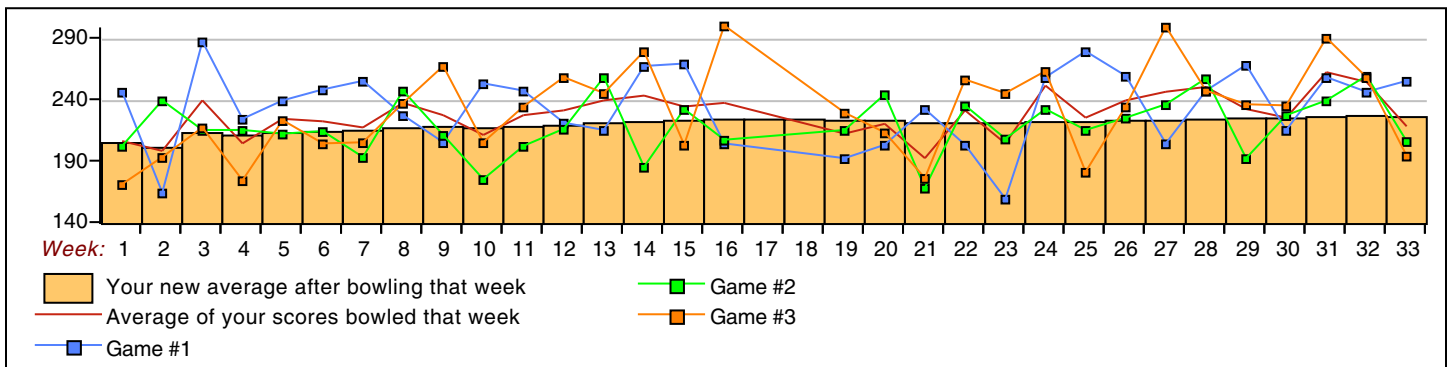
17	12/13/15	225				0	10809	48	225.19	-	225.19	=	<b>0.00</b>	300	731	26.0	22.0	54.17%
18	12/13/15	225				0	10809	48	225.19	-	225.19	=	<b>0.00</b>	300	731	26.0	22.0	54.17%
19	12/20/15	225	192	215	<b>229</b>	636	11445	51	224.41	-	225.19	=	<b>-0.78</b>	300	731	27.0	24.0	52.94%
20	12/27/15	224	203	244	<b>213</b>	660	12105	54	224.17	-	224.41	=	<b>-0.25</b>	300	731	28.0	26.0	51.85%
21	12/27/15	224	<b>232</b>	168	176	576	12681	57	222.47	-	224.17	=	<b>-1.69</b>	300	731	29.0	28.0	50.88%
22	01/03/16	222	<b>203</b>	<b>235</b>	<b>256</b>	694	13375	60	222.92	-	222.47	=	<b>0.44</b>	300	731	32.0	28.0	53.33%
23	01/10/16	222	159	208	<b>245</b>	612	13987	63	222.02	-	222.92	=	<b>-0.90</b>	300	731	33.0	30.0	52.38%
24	01/17/16	222	<b>258</b>	232	<b>263</b>	753	14740	66	223.33	-	222.02	=	<b>1.32</b>	300	753	35.0	31.0	53.03%
25	01/24/16	223	<b>279</b>	215	181	675	15415	69	223.41	-	223.33	=	<b>0.07</b>	300	753	36.0	33.0	52.17%
26	01/31/16	223	259	<b>225</b>	<b>234</b>	718	16133	72	224.07	-	223.41	=	<b>0.66</b>	300	753	38.0	34.0	52.78%
27	02/07/16	224	204	<b>236</b>	<b>299</b>	739	16872	75	224.96	-	224.07	=	<b>0.89</b>	300	753	40.0	35.0	53.33%
28	02/14/16	224	247	<b>257</b>	<b>247</b>	751	17623	78	225.94	-	224.96	=	<b>0.98</b>	300	753	42.0	36.0	53.85%
29	02/21/16	225	<b>268</b>	192	236	696	18319	81	226.16	-	225.94	=	<b>0.22</b>	300	753	43.0	38.0	53.09%
30	02/28/16	226	<b>215</b>	<b>227</b>	235	677	18996	84	226.14	-	226.16	=	<b>-0.02</b>	300	753	45.0	39.0	53.57%
31	03/06/16	226	<b>258</b>	<b>239</b>	<b>290</b>	787	19783	87	227.39	-	226.14	=	<b>1.25</b>	300	787	48.0	39.0	55.17%
32	03/13/16	227	246	<b>259</b>	<b>258</b>	763	20546	90	228.29	-	227.39	=	<b>0.90</b>	300	787	50.0	40.0	55.56%
33	03/20/16	228	<b>255</b>	206	194	655	21201	93	227.97	-	228.29	=	<b>-0.32</b>	300	787	51.0	42.0	54.84%

<100	100's	125's	150's	175's	200's	225's	250's	275's	300's
			5	9	29	27	17	5	1
<400	400's	450's	500's	550's	600's	650's	700's	750's	800's
				2	5	12	8	4	

<b>Ave of Game 1</b>	<b>Ave of Game 2</b>	<b>Ave of Game 3</b>
233.84	218.74	231.32

### High Scores by Game

Game #1: 287 on week 3 Game #2: 259 on week 32 Game #3: 300 on week 16



# Sunday Morning Threesome

Sunday 9:00 am

**Classic Lanes**

Lanes 3 - 16

Note: This report includes information through March 20 which is Week 33 of 33

**Michael O'Connell's Bowling Record - Team 10: Eagle Media, Inc**

Week No.	Bowling Date	Old Ave	Ave			Total	Pins	Gms	---Average Change---			High Game	High Sers	Points Won	Points Lost	%Won		
			-1-	-2-	-3-				New	Old	+-							
1	09/13/15	bk216	206	179	234	619	619	3	206.33	-	0.00	=	206.33	234	619	2.0	1.0	66.67%
2	09/20/15	bk216				0	619	3	206.33	-	206.33	=	0.00	234	619	2.0	1.0	66.67%
3	09/27/15	bk216				0	619	3	206.33	-	206.33	=	0.00	234	619	2.0	1.0	66.67%
4	10/04/15	bk216				0	619	3	206.33	-	206.33	=	0.00	234	619	2.0	1.0	66.67%
5	10/04/15	bk216				0	619	3	206.33	-	206.33	=	0.00	234	619	2.0	1.0	66.67%
6	10/11/15	bk216				0	619	3	206.33	-	206.33	=	0.00	234	619	2.0	1.0	66.67%
7	10/18/15	bk216				0	619	3	206.33	-	206.33	=	0.00	234	619	2.0	1.0	66.67%
8	10/18/15	bk216				0	619	3	206.33	-	206.33	=	0.00	234	619	2.0	1.0	66.67%
9	10/25/15	bk216				0	619	3	206.33	-	206.33	=	0.00	234	619	2.0	1.0	66.67%
10	11/01/15	bk216				0	619	3	206.33	-	206.33	=	0.00	234	619	2.0	1.0	66.67%
11	11/01/15	bk216				0	619	3	206.33	-	206.33	=	0.00	234	619	2.0	1.0	66.67%
12	11/08/15	bk216				0	619	3	206.33	-	206.33	=	0.00	234	619	2.0	1.0	66.67%
13	11/15/15	bk216				0	619	3	206.33	-	206.33	=	0.00	234	619	2.0	1.0	66.67%
14	11/22/15	bk216				0	619	3	206.33	-	206.33	=	0.00	234	619	2.0	1.0	66.67%
15	11/29/15	bk216				0	619	3	206.33	-	206.33	=	0.00	234	619	2.0	1.0	66.67%
16	12/06/15	bk216				0	619	3	206.33	-	206.33	=	0.00	234	619	2.0	1.0	66.67%

**End of 1st part**

17	12/13/15	bk216	162	211	213	586	1205	6	200.83	-	206.33	=	-5.50	234	619	3.0	3.0	50.00%
18	12/13/15	bk216	247	186	204	637	1842	9	204.67	-	200.83	=	3.83	247	637	4.0	5.0	44.44%
19	12/20/15	204				0	1842	9	204.67	-	204.67	=	0.00	247	637	4.0	5.0	44.44%
20	12/27/15	204				0	1842	9	204.67	-	204.67	=	0.00	247	637	4.0	5.0	44.44%
21	12/27/15	204				0	1842	9	204.67	-	204.67	=	0.00	247	637	4.0	5.0	44.44%
22	01/03/16	204				0	1842	9	204.67	-	204.67	=	0.00	247	637	4.0	5.0	44.44%
23	01/10/16	204				0	1842	9	204.67	-	204.67	=	0.00	247	637	4.0	5.0	44.44%
24	01/17/16	204				0	1842	9	204.67	-	204.67	=	0.00	247	637	4.0	5.0	44.44%
25	01/24/16	204				0	1842	9	204.67	-	204.67	=	0.00	247	637	4.0	5.0	44.44%
26	01/31/16	204				0	1842	9	204.67	-	204.67	=	0.00	247	637	4.0	5.0	44.44%
27	02/07/16	204				0	1842	9	204.67	-	204.67	=	0.00	247	637	4.0	5.0	44.44%
28	02/14/16	204				0	1842	9	204.67	-	204.67	=	0.00	247	637	4.0	5.0	44.44%
29	02/21/16	204				0	1842	9	204.67	-	204.67	=	0.00	247	637	4.0	5.0	44.44%
30	02/28/16	204				0	1842	9	204.67	-	204.67	=	0.00	247	637	4.0	5.0	44.44%
31	03/06/16	204				0	1842	9	204.67	-	204.67	=	0.00	247	637	4.0	5.0	44.44%
32	03/13/16	204				0	1842	9	204.67	-	204.67	=	0.00	247	637	4.0	5.0	44.44%
33	03/20/16	204				0	1842	9	204.67	-	204.67	=	0.00	247	637	4.0	5.0	44.44%

<u>&lt;100</u>	<u>100's</u>	<u>125's</u>	<u>150's</u>	<u>175's</u>	<u>200's</u>	<u>225's</u>	<u>250's</u>	<u>275's</u>	<u>300's</u>
			1	2	4	2			
<u>&lt;400</u>	<u>400's</u>	<u>450's</u>	<u>500's</u>	<u>550's</u>	<u>600's</u>	<u>650's</u>	<u>700's</u>	<u>750's</u>	<u>800's</u>
				1	2				

<u>Ave of Game 1</u>	<u>Ave of Game 2</u>	<u>Ave of Game 3</u>
205.00	192.00	217.00

High Scores by Game

Game #1: 247 on week 18 Game #2: 211 on week 17 Game #3: 234 on week 1

