

Sunday 9:00 am

Classic Lanes

Lanes 3 - 16

Note: This report includes information through March 20 which is Week 33 of 33

Team 11: Rocket to the Pocket

Name	Pins	Gms	True Average	Book Ave	High Game	High Sers	Points Won	Points Lost	%Won
Ruminski, Brian	6773	39	173.67	---	238	667	13.5	25.5	34.62%
Wolter, Noelle	13692	87	157.38	170	219	587	38.0	49.0	43.68%
Schiller, Tyler	17684	90	196.49	205	275	698	45.0	45.0	50.00%
Leskovar, Joe	17299	81	213.57	222	268	747	48.5	32.5	59.88%

Team History

Week No.	Bowling Date	Opp. Team	-1-	-2-	-3-	Total	Last Wk WON	Last Wk Lost	Points Won	Points Lost	Year-To-Date WON	Y-T-D LOST	High Game	High Sers
1	09/13/15	12	529	533	614	1676	11	5	11	5	11	5	614	1676
2	09/20/15	2	546	442	520	1508	3	13	14	18	14	18	614	1676
3	09/27/15	10	564	614	615	1793	8	8	22	26	22	26	615	1793
4	10/04/15	8	562	574	598	1734	8½	7½	30½	33½	30½	33½	615	1793
5	10/04/15	3	545	561	540	1646	14	2	44½	35½	44½	35½	615	1793
6	10/11/15	9	594	559	576	1729	10	6	54½	41½	54½	41½	615	1793
7	10/18/15	14	454	565	504	1523	3	13	57½	54½	57½	54½	615	1793
8	10/18/15	1	533	542	435	1510	3	13	60½	67½	60½	67½	615	1793
9	10/25/15	9	505	536	500	1541	2	14	62½	81½	62½	81½	615	1793
10	11/01/15	13	555	496	595	1646	3	13	65½	94½	65½	94½	615	1793
11	11/01/15	4	520	554	542	1616	4	12	69½	106½	69½	106½	615	1793
12	11/08/15	8	640	620	502	1762	11	5	80½	111½	80½	111½	640	1793
13	11/15/15	5	558	550	497	1605	2½	13½	83	125	83	125	640	1793
14	11/22/15	6	575	562	593	1730	11	5	94	130	94	130	640	1793
15	11/29/15	7	521	566	591	1678	7	9	101	139	101	139	640	1793
16	12/06/15	8	588	543	529	1660	5	11	106	150	106	150	640	1793

End of 1st part

17	12/13/15	12	467	573	587	1627	10	6	10	6	116	156	640	1793
18	12/13/15	2	540	513	533	1586	8½	7½	18½	13½	124½	163½	640	1793
19	12/20/15	10	557	562	502	1621	8	8	26½	21½	132½	171½	640	1793
20	12/27/15	8	525	556	583	1664	8	8	34½	29½	140½	179½	640	1793
21	12/27/15	3	574	638	580	1792	14	2	48½	31½	154½	181½	640	1793
22	01/03/16	2	541	570	586	1697	6½	9½	55	41	161	191	640	1793
23	01/10/16	14	573	623	523	1719	6	10	61	51	167	201	640	1793
24	01/17/16	1	637	632	628	1897	13	3	74	54	180	204	640	1897
25	01/24/16	9	600	593	550	1743	13	3	87	57	193	207	640	1897
26	01/31/16	13	705	516	517	1738	13	3	100	60	206	210	705	1897
27	02/07/16	4	512	579	596	1687	7½	8½	107½	68½	213½	218½	705	1897
28	02/14/16	7	541	635	527	1703	2	14	109½	82½	215½	232½	705	1897
29	02/21/16	5	610	624	574	1808	9½	6½	119	89	225	239	705	1897
30	02/28/16	6	639	652	610	1901	5	11	124	100	230	250	705	1901
31	03/06/16	7	609	635	612	1856	8	8	132	108	238	258	705	1901
32	03/13/16	2	550	534	499	1583	3	13	135	121	241	271	705	1901
33	03/20/16	4	469	460	540	1469	8	8	143	129	249	279	705	1901

Sunday Morning Threesome

Sunday 9:00 am

Classic Lanes

Lanes 3 - 16

Note: This report includes information through March 20 which is Week 33 of 33

Brian Ruminski's Bowling Record - Team 11: Rocket to the Pocket

Week No.	Bowling Date	Old Ave	---Average Change---			Total	Pins	Gms	New - Old ---> +/-			High Game	High Sers	Points Won	Points Lost	%Won		
			-1-	-2-	-3-					=								
1	09/13/15	180				0	0	0	-	0.00	=	0.00	0	0			0.00%	
2	09/20/15	186	238	168	153	559	559	3	186.33	-	0.00	=	186.33	238	559	2.0	1.0	66.67%
3	09/27/15	186				0	559	3	186.33	-	186.33	=	0.00	238	559	2.0	1.0	66.67%
4	10/04/15	186				0	559	3	186.33	-	186.33	=	0.00	238	559	2.0	1.0	66.67%
5	10/04/15	186				0	559	3	186.33	-	186.33	=	0.00	238	559	2.0	1.0	66.67%
6	10/11/15	186				0	559	3	186.33	-	186.33	=	0.00	238	559	2.0	1.0	66.67%
7	10/18/15	186	136	161	160	457	1016	6	169.33	-	186.33	=	-17.00	238	559	2.0	4.0	33.33%
8	10/18/15	169	235	195	125	555	1571	9	174.56	-	169.33	=	5.22	238	559	3.0	6.0	33.33%
9	10/25/15	174	178	147	166	491	2062	12	171.83	-	174.56	=	-2.72	238	559	3.0	9.0	25.00%
10	11/01/15	171	147	141	180	468	2530	15	168.67	-	171.83	=	-3.17	238	559	3.0	12.0	20.00%
11	11/01/15	168	148	139	151	438	2968	18	164.89	-	168.67	=	-3.78	238	559	3.0	15.0	16.67%
12	11/08/15	164	189	179	174	542	3510	21	167.14	-	164.89	=	2.25	238	559	4.0	17.0	19.05%
13	11/15/15	167				0	3510	21	167.14	-	167.14	=	0.00	238	559	4.0	17.0	19.05%
14	11/22/15	167				0	3510	21	167.14	-	167.14	=	0.00	238	559	4.0	17.0	19.05%
15	11/29/15	167				0	3510	21	167.14	-	167.14	=	0.00	238	559	4.0	17.0	19.05%
16	12/06/15	167				0	3510	21	167.14	-	167.14	=	0.00	238	559	4.0	17.0	19.05%

End of 1st part

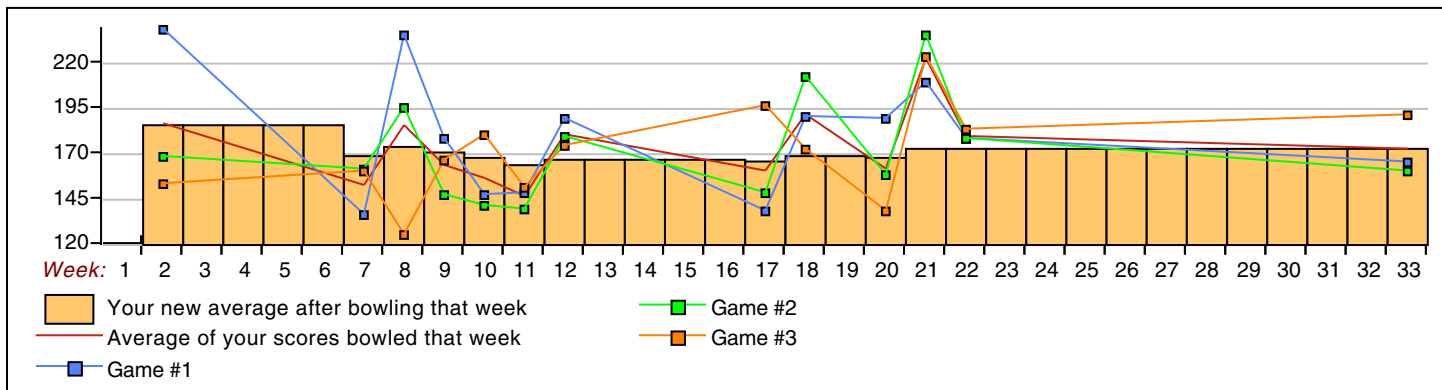
17	12/13/15	167	138	148	196	482	3992	24	166.33	-	167.14	=	-0.81	238	559	5.0	19.0	20.83%
18	12/13/15	166	190	212	172	574	4566	27	169.11	-	166.33	=	2.78	238	574	6.5	20.5	24.07%
19	12/20/15	169				0	4566	27	169.11	-	169.11	=	0.00	238	574	6.5	20.5	24.07%
20	12/27/15	169	189	158	138	485	5051	30	168.37	-	169.11	=	-0.74	238	574	7.5	22.5	25.00%
21	12/27/15	168	209	235	223	667	5718	33	173.27	-	168.37	=	4.91	238	667	10.5	22.5	31.82%
22	01/03/16	173	178	178	183	539	6257	36	173.81	-	173.27	=	0.53	238	667	11.5	24.5	31.94%
23	01/10/16	173				0	6257	36	173.81	-	173.81	=	0.00	238	667	11.5	24.5	31.94%
24	01/17/16	173				0	6257	36	173.81	-	173.81	=	0.00	238	667	11.5	24.5	31.94%
25	01/24/16	173				0	6257	36	173.81	-	173.81	=	0.00	238	667	11.5	24.5	31.94%
26	01/31/16	173				0	6257	36	173.81	-	173.81	=	0.00	238	667	11.5	24.5	31.94%
27	02/07/16	173				0	6257	36	173.81	-	173.81	=	0.00	238	667	11.5	24.5	31.94%
28	02/14/16	173				0	6257	36	173.81	-	173.81	=	0.00	238	667	11.5	24.5	31.94%
29	02/21/16	173				0	6257	36	173.81	-	173.81	=	0.00	238	667	11.5	24.5	31.94%
30	02/28/16	173				0	6257	36	173.81	-	173.81	=	0.00	238	667	11.5	24.5	31.94%
31	03/06/16	173				0	6257	36	173.81	-	173.81	=	0.00	238	667	11.5	24.5	31.94%
32	03/13/16	173				0	6257	36	173.81	-	173.81	=	0.00	238	667	11.5	24.5	31.94%
33	03/20/16	173	165	160	191	516	6773	39	173.67	-	173.81	=	-0.14	238	667	13.5	25.5	34.62%

<u><100</u>	<u>100's</u>	<u>125's</u>	<u>150's</u>	<u>175's</u>	<u>200's</u>	<u>225's</u>	<u>250's</u>	<u>275's</u>	<u>300's</u>
		10	11	12	3	3			
<u><400</u>	<u>400's</u>	<u>450's</u>	<u>500's</u>	<u>550's</u>	<u>600's</u>	<u>650's</u>	<u>700's</u>	<u>750's</u>	<u>800's</u>
	1	5	3	3		1			

Ave of Game 1 Ave of Game 2 Ave of Game 3
 180.00 170.85 170.15

High Scores by Game

Game #1: **238** on week **2** Game #2: **235** on week **21** Game #3: **223** on week **21**



Sunday Morning Threesome

Sunday 9:00 am

Classic Lanes

Lanes 3 - 16

Note: This report includes information through March 20 which is Week 33 of 33

Noelle Wolter's Bowling Record - Team 11: Rocket to the Pocket

Week No.	Bowling Date	Old Ave	---Average Change---			Total	Pins	Gms	New - Old ---> +/-			High Game	High Sers	Points Won	Points Lost	%Won		
			-1-	-2-	-3-													
1	09/13/15	bk170	153	141	158	452	452	3	150.67	-	0.00	=	150.67	158	452	2.0	1.0	66.67%
2	09/20/15	bk170	158	112	144	414	866	6	144.33	-	150.67	=	-6.33	158	452	3.0	3.0	50.00%
3	09/27/15	bk170	181	155	150	486	1352	9	150.22	-	144.33	=	5.89	181	486	5.0	4.0	55.56%
4	10/04/15	150	139	184	179	502	1854	12	154.50	-	150.22	=	4.28	184	502	5.0	7.0	41.67%
5	10/04/15	154	130	155	145	430	2284	15	152.27	-	154.50	=	-2.23	184	502	7.0	8.0	46.67%
6	10/11/15	152	163	139	169	471	2755	18	153.06	-	152.27	=	0.79	184	502	8.0	10.0	44.44%
7	10/18/15	153	151	186	155	492	3247	21	154.62	-	153.06	=	1.56	186	502	10.0	11.0	47.62%
8	10/18/15	154	128	145	97	370	3617	24	150.71	-	154.62	=	-3.91	186	502	10.0	14.0	41.67%
9	10/25/15	150	114	130	130	374	3991	27	147.81	-	150.71	=	-2.89	186	502	10.0	17.0	37.04%
10	11/01/15	147				0	3991	27	147.81	-	147.81	=	0.00	186	502	10.0	17.0	37.04%
11	11/01/15	147				0	3991	27	147.81	-	147.81	=	0.00	186	502	10.0	17.0	37.04%
12	11/08/15	147				0	3991	27	147.81	-	147.81	=	0.00	186	502	10.0	17.0	37.04%
13	11/15/15	147	180	197	136	513	4504	30	150.13	-	147.81	=	2.32	197	513	12.0	18.0	40.00%
14	11/22/15	150	175	138	186	499	5003	33	151.61	-	150.13	=	1.47	197	513	13.0	20.0	39.39%
15	11/29/15	151	158	137	144	439	5442	36	151.17	-	151.61	=	-0.44	197	513	14.0	22.0	38.89%
16	12/06/15	151	168	123	153	444	5886	39	150.92	-	151.17	=	-0.24	197	513	15.0	24.0	38.46%

End of 1st part

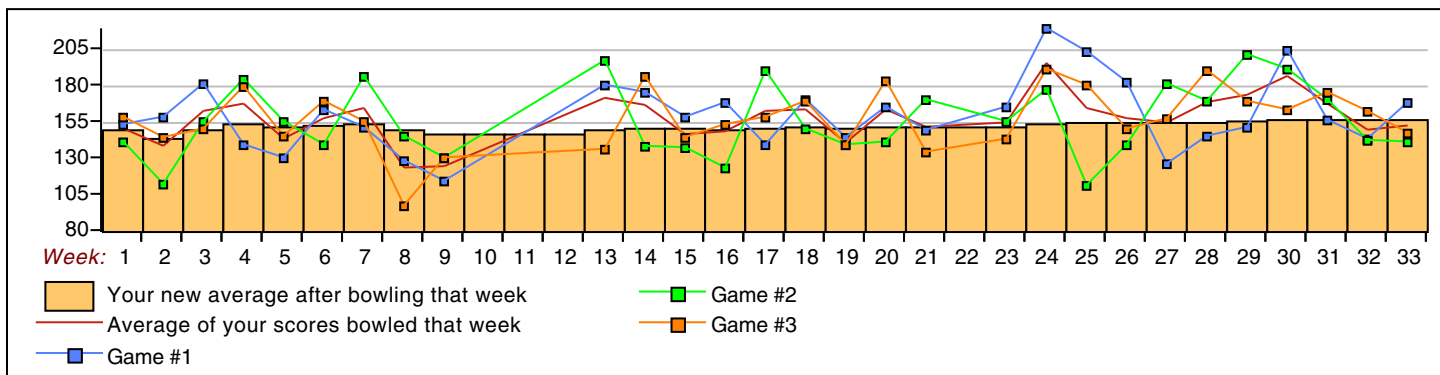
17	12/13/15	150	139	190	158	487	6373	42	151.74	-	150.92	=	0.82	197	513	17.0	25.0	40.48%
18	12/13/15	151	170	150	169	489	6862	45	152.49	-	151.74	=	0.75	197	513	20.0	25.0	44.44%
19	12/20/15	152	144	139	139	422	7284	48	151.75	-	152.49	=	-0.74	197	513	20.0	28.0	41.67%
20	12/27/15	151	165	141	183	489	7773	51	152.41	-	151.75	=	0.66	197	513	21.0	30.0	41.18%
21	12/27/15	152	149	170	134	453	8226	54	152.33	-	152.41	=	-0.08	197	513	23.0	31.0	42.59%
22	01/03/16	152				0	8226	54	152.33	-	152.33	=	0.00	197	513	23.0	31.0	42.59%
23	01/10/16	152	165	155	143	463	8689	57	152.44	-	152.33	=	0.11	197	513	23.0	34.0	40.35%
24	01/17/16	152	219	177	191	587	9276	60	154.60	-	152.44	=	2.16	219	587	25.0	35.0	41.67%
25	01/24/16	154	203	111	180	494	9770	63	155.08	-	154.60	=	0.48	219	587	27.0	36.0	42.86%
26	01/31/16	155	182	139	150	471	10241	66	155.17	-	155.08	=	0.09	219	587	29.0	37.0	43.94%
27	02/07/16	155	126	181	157	464	10705	69	155.14	-	155.17	=	-0.02	219	587	31.0	38.0	44.93%
28	02/14/16	155	145	169	190	504	11209	72	155.68	-	155.14	=	0.54	219	587	31.0	41.0	43.06%
29	02/21/16	155	151	201	169	521	11730	75	156.40	-	155.68	=	0.72	219	587	33.0	42.0	44.00%
30	02/28/16	156	204	191	163	558	12288	78	157.54	-	156.40	=	1.14	219	587	34.0	44.0	43.59%
31	03/06/16	157	156	170	175	501	12789	81	157.89	-	157.54	=	0.35	219	587	35.0	46.0	43.21%
32	03/13/16	157	143	142	162	447	13236	84	157.57	-	157.89	=	-0.32	219	587	36.0	48.0	42.86%
33	03/20/16	157	168	141	147	456	13692	87	157.38	-	157.57	=	-0.19	219	587	38.0	49.0	43.68%

<u><100</u>	<u>100's</u>	<u>125's</u>	<u>150's</u>	<u>175's</u>	<u>200's</u>	<u>225's</u>	<u>250's</u>	<u>275's</u>	<u>300's</u>
1	4	29	31	18	4				
<u><400</u>	<u>400's</u>	<u>450's</u>	<u>500's</u>	<u>550's</u>	<u>600's</u>	<u>650's</u>	<u>700's</u>	<u>750's</u>	<u>800's</u>
2	6	14	5	2					

<u>Ave of Game 1</u>	<u>Ave of Game 2</u>	<u>Ave of Game 3</u>
159.55	155.48	157.10

High Scores by Game

Game #1: 219 on week 24 Game #2: 201 on week 29 Game #3: 191 on week 24



Sunday Morning Threesome

Sunday 9:00 am

Classic Lanes

Lanes 3 - 16

Note: This report includes information through March 20 which is Week 33 of 33

Tyler Schiller's Bowling Record - Team 11: Rocket to the Pocket

Week No.	Bowling Date	Old Ave	Average			Total	Pins	Gms	---Average Change---			High Game	High Sers	Points Won	Points Lost	%Won		
			-1-	-2-	-3-				New	Old	+/-							
1	09/13/15	bk205	171	156	226	553	553	3	184.33	-	0.00	=	184.33	226	553	1.0	2.0	33.33%
2	09/20/15	bk205	150	162	223	535	1088	6	181.33	-	184.33	=	-3.00	226	553	1.0	5.0	16.67%
3	09/27/15	bk205	169	201	275	645	1733	9	192.56	-	181.33	=	11.22	275	645	2.0	7.0	22.22%
4	10/04/15	192	190	176	204	570	2303	12	191.92	-	192.56	=	-0.64	275	645	3.5	8.5	29.17%
5	10/04/15	191	207	171	204	582	2885	15	192.33	-	191.92	=	0.42	275	645	5.5	9.5	36.67%
6	10/11/15	192	192	195	200	587	3472	18	192.89	-	192.33	=	0.56	275	645	7.5	10.5	41.67%
7	10/18/15	192	167	218	189	574	4046	21	192.67	-	192.89	=	-0.22	275	645	8.5	12.5	40.48%
8	10/18/15	192	170	202	213	585	4631	24	192.96	-	192.67	=	0.29	275	645	10.5	13.5	43.75%
9	10/25/15	192				0	4631	24	192.96	-	192.96	=	0.00	275	645	10.5	13.5	43.75%
10	11/01/15	192	207	206	221	634	5265	27	195.00	-	192.96	=	2.04	275	645	11.5	15.5	42.59%
11	11/01/15	195	203	223	167	593	5858	30	195.27	-	195.00	=	0.27	275	645	12.5	17.5	41.67%
12	11/08/15	195	213	202	139	554	6412	33	194.30	-	195.27	=	-0.96	275	645	14.5	18.5	43.94%
13	11/15/15	194	193	192	177	562	6974	36	193.72	-	194.30	=	-0.58	275	645	15.0	21.0	41.67%
14	11/22/15	193	158	203	214	575	7549	39	193.56	-	193.72	=	-0.16	275	645	17.0	22.0	43.59%
15	11/29/15	193	159	223	205	587	8136	42	193.71	-	193.56	=	0.15	275	645	19.0	23.0	45.24%
16	12/06/15	193	216	188	172	576	8712	45	193.60	-	193.71	=	-0.11	275	645	20.0	25.0	44.44%

End of 1st part

17	12/13/15	193	190	235	233	658	9370	48	195.21	-	193.60	=	1.61	275	658	22.0	26.0	45.83%
18	12/13/15	195	180	151	192	523	9893	51	193.98	-	195.21	=	-1.23	275	658	23.0	28.0	45.10%
19	12/20/15	193	177	219	161	557	10450	54	193.52	-	193.98	=	-0.46	275	658	25.0	29.0	46.30%
20	12/27/15	193				0	10450	54	193.52	-	193.52	=	0.00	275	658	25.0	29.0	46.30%
21	12/27/15	193				0	10450	54	193.52	-	193.52	=	0.00	275	658	25.0	29.0	46.30%
22	01/03/16	193	136	182	202	520	10970	57	192.46	-	193.52	=	-1.06	275	658	26.5	30.5	46.49%
23	01/10/16	192	200	242	202	644	11614	60	193.57	-	192.46	=	1.11	275	658	28.5	31.5	47.50%
24	01/17/16	193	227	248	223	698	12312	63	195.43	-	193.57	=	1.86	275	698	31.5	31.5	50.00%
25	01/24/16	195	225	225	175	625	12937	66	196.02	-	195.43	=	0.59	275	698	34.5	31.5	52.27%
26	01/31/16	196	259	193	164	616	13553	69	196.42	-	196.02	=	0.41	275	698	37.5	31.5	54.35%
27	02/07/16	196	170	170	216	556	14109	72	195.96	-	196.42	=	-0.46	275	698	37.5	34.5	52.08%
28	02/14/16	195	192	231	166	589	14698	75	195.97	-	195.96	=	0.01	275	698	38.5	36.5	51.33%
29	02/21/16	195	221	204	194	619	15317	78	196.37	-	195.97	=	0.40	275	698	40.0	38.0	51.28%
30	02/28/16	196	265	247	179	691	16008	81	197.63	-	196.37	=	1.26	275	698	41.0	40.0	50.62%
31	03/06/16	197	206	209	193	608	16616	84	197.81	-	197.63	=	0.18	275	698	42.0	42.0	50.00%
32	03/13/16	197	215	178	178	571	17187	87	197.55	-	197.81	=	-0.26	275	698	43.0	44.0	49.43%
33	03/20/16	197	136	159	202	497	17684	90	196.49	-	197.55	=	-1.06	275	698	45.0	45.0	50.00%

<100 100's 125's 150's 175's 200's 225's 250's 275's 300's

3 19 22 33 10 2 1

<400 400's 450's 500's 550's 600's 650's 700's 750's 800's

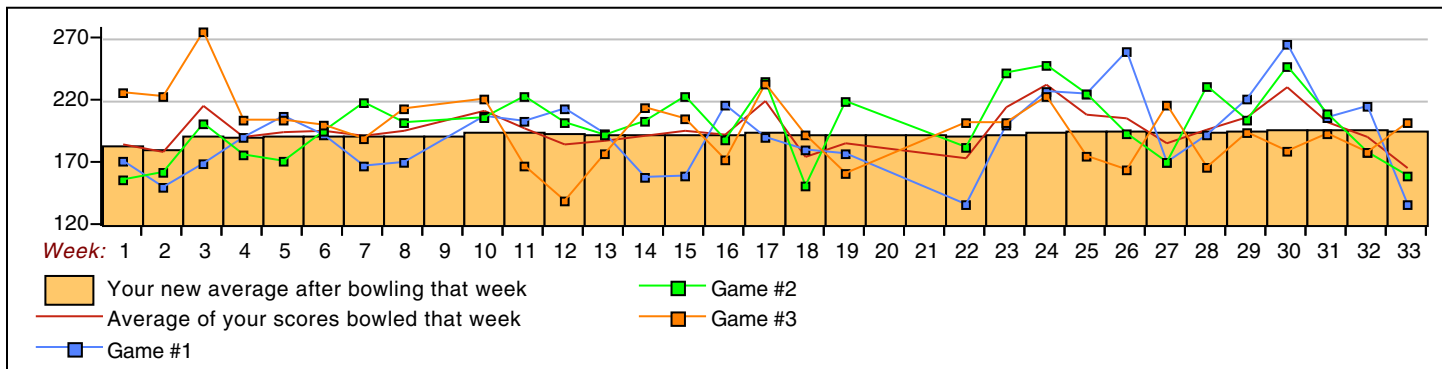
1 3 16 7 3

Ave of Game 1 Ave of Game 2 Ave of Game 3

192.13 200.37 196.97

High Scores by Game

Game #1: 265 on week 30 Game #2: 248 on week 24 Game #3: 275 on week 3



Sunday Morning Threesome

Sunday 9:00 am

Classic Lanes

Lanes 3 - 16

Note: This report includes information through March 20 which is Week 33 of 33

Joe Leskovar's Bowling Record - Team 11: Rocket to the Pocket

Week No.	Bowling Date	Old Ave	---Average Change---			Total	Pins	Gms	New - Old ---> +/-			High Game	High Sers	Points Won	Points Lost	%Won		
			-1-	-2-	-3-					=								
1	09/13/15	bk222	205	236	230	671	671	3	223.67	-	0.00	=	223.67	236	671	3.0		100.00%
2	09/20/15	bk222				0	671	3	223.67	-	223.67	=	0.00	236	671	3.0		100.00%
3	09/27/15	bk222	214	258	190	662	1333	6	222.17	-	223.67	=	-1.50	258	671	4.0	2.0	66.67%
4	10/04/15	bk222	233	214	215	662	1995	9	221.67	-	222.17	=	-0.50	258	671	7.0	2.0	77.78%
5	10/04/15	221	208	235	191	634	2629	12	219.08	-	221.67	=	-2.58	258	671	10.0	2.0	83.33%
6	10/11/15	219	239	225	207	671	3300	15	220.00	-	219.08	=	0.92	258	671	12.0	3.0	80.00%
7	10/18/15	220				0	3300	15	220.00	-	220.00	=	0.00	258	671	12.0	3.0	80.00%
8	10/18/15	220				0	3300	15	220.00	-	220.00	=	0.00	258	671	12.0	3.0	80.00%
9	10/25/15	220	213	259	204	676	3976	18	220.89	-	220.00	=	0.89	259	676	14.0	4.0	77.78%
10	11/01/15	220	201	149	194	544	4520	21	215.24	-	220.89	=	-5.65	259	676	14.0	7.0	66.67%
11	11/01/15	215	169	192	224	585	5105	24	212.71	-	215.24	=	-2.53	259	676	15.0	9.0	62.50%
12	11/08/15	212	238	239	189	666	5771	27	213.74	-	212.71	=	1.03	259	676	18.0	9.0	66.67%
13	11/15/15	213	185	161	184	530	6301	30	210.03	-	213.74	=	-3.71	259	676	18.0	12.0	60.00%
14	11/22/15	210	242	221	193	656	6957	33	210.82	-	210.03	=	0.78	259	676	21.0	12.0	63.64%
15	11/29/15	210	204	206	242	652	7609	36	211.36	-	210.82	=	0.54	259	676	23.0	13.0	63.89%
16	12/06/15	211	204	232	204	640	8249	39	211.51	-	211.36	=	0.15	259	676	24.0	15.0	61.54%

End of 1st part

17	12/13/15	211				0	8249	39	211.51	-	211.51	=	0.00	259	676	24.0	15.0	61.54%
18	12/13/15	211				0	8249	39	211.51	-	211.51	=	0.00	259	676	24.0	15.0	61.54%
19	12/20/15	211	236	204	202	642	8891	42	211.69	-	211.51	=	0.18	259	676	26.0	16.0	61.90%
20	12/27/15	211	171	257	262	690	9581	45	212.91	-	211.69	=	1.22	262	690	28.0	17.0	62.22%
21	12/27/15	212	216	233	223	672	10253	48	213.60	-	212.91	=	0.69	262	690	30.0	18.0	62.50%
22	01/03/16	213	227	210	201	638	10891	51	213.55	-	213.60	=	-0.06	262	690	32.0	19.0	62.75%
23	01/10/16	213	208	226	178	612	11503	54	213.02	-	213.55	=	-0.53	262	690	34.0	20.0	62.96%
24	01/17/16	213	191	207	214	612	12115	57	212.54	-	213.02	=	-0.47	262	690	35.0	22.0	61.40%
25	01/24/16	212	172	257	195	624	12739	60	212.32	-	212.54	=	-0.23	262	690	36.0	24.0	60.00%
26	01/31/16	212	264	184	203	651	13390	63	212.54	-	212.32	=	0.22	264	690	39.0	24.0	61.90%
27	02/07/16	212	216	228	223	667	14057	66	212.98	-	212.54	=	0.45	264	690	41.5	24.5	62.88%
28	02/14/16	212	204	235	171	610	14667	69	212.57	-	212.98	=	-0.42	264	690	42.5	26.5	61.59%
29	02/21/16	212	238	219	211	668	15335	72	212.99	-	212.57	=	0.42	264	690	43.5	28.5	60.42%
30	02/28/16	212	170	214	268	652	15987	75	213.16	-	212.99	=	0.17	268	690	44.5	30.5	59.33%
31	03/06/16	213	247	256	244	747	16734	78	214.54	-	213.16	=	1.38	268	747	47.5	30.5	60.90%
32	03/13/16	214	192	214	159	565	17299	81	213.57	-	214.54	=	-0.97	268	747	48.5	32.5	59.88%
33	03/20/16	213				0	17299	81	213.57	-	213.57	=	0.00	268	747	48.5	32.5	59.88%

<u><100</u>	<u>100's</u>	<u>125's</u>	<u>150's</u>	<u>175's</u>	<u>200's</u>	<u>225's</u>	<u>250's</u>	<u>275's</u>	<u>300's</u>
		1	7	13	32	20	8		
<u><400</u>	<u>400's</u>	<u>450's</u>	<u>500's</u>	<u>550's</u>	<u>600's</u>	<u>650's</u>	<u>700's</u>	<u>750's</u>	<u>800's</u>
			2	2	8	14	1		

<u>Ave of Game 1</u>	<u>Ave of Game 2</u>	<u>Ave of Game 3</u>
211.37	221.15	208.19

High Scores by Game

Game #1: 264 on week 26 Game #2: 259 on week 9 Game #3: 268 on week 30

