

Sunday 9:00 am

Classic Lanes

Lanes 3 - 16

Note: This report includes information through March 20 which is Week 33 of 33

Team 12: High Men Demotion S.C.

Name	Pins	Gms	True Average	Book Ave	High Game	High Sers	Points Won	Points Lost	%Won
Stewart, Chris	17145	99	173.18	164	247	641	45.0	54.0	45.45%
Kaplan, Donny	10551	57	185.11	195	270	699	31.5	25.5	55.26%
Dorszynski, Dan	19224	90	213.60	214	287	743	46.5	43.5	51.67%
Lichina, Robert	6289	33	190.58	197	250	657	14.0	16.0	46.67%

Team History

Week No.	Bowling Date	Opp. Team	-1-	-2-	-3-	Total	Last Wk WON	Last Wk Lost	Points Won	Points Lost	Year-To-Date WON	Y-T-D LOST	High Game	High Sers
1	09/13/15	11	493	543	559	1595	5	11	5	11	5	11	559	1595
2	09/20/15	9	506	419	586	1511	3	13	8	24	8	24	586	1595
3	09/27/15	1	536	585	679	1800	15	1	23	25	23	25	679	1800
4	10/04/15	4	489	538	649	1676	10	6	33	31	33	31	679	1800
5	10/04/15	7	545	581	578	1704	9	7	42	38	42	38	679	1800
6	10/11/15	5	460	485	553	1498	4	12	46	50	46	50	679	1800
7	10/18/15	5	548	624	574	1746	12	4	58	54	58	54	679	1800
8	10/18/15	2	589	617	545	1751	11½	4½	69½	58½	69½	58½	679	1800
9	10/25/15	13	615	722	609	1946	15	1	84½	59½	84½	59½	722	1946
10	11/01/15	3	644	497	571	1712	11	5	95½	64½	95½	64½	722	1946
11	11/01/15	10	678	614	634	1926	14	2	109½	66½	109½	66½	722	1946
12	11/08/15	13	551	578	599	1728	6	10	115½	76½	115½	76½	722	1946
13	11/15/15	8	576	564	546	1686	11	5	126½	81½	126½	81½	722	1946
14	11/22/15	14	622	515	596	1733	11	5	137½	86½	137½	86½	722	1946
15	11/29/15	6	646	604	664	1914	15	1	152½	87½	152½	87½	722	1946
16	12/06/15	9	544	492	550	1586	9	7	161½	94½	161½	94½	722	1946

End of 1st part

17	12/13/15	11	540	606	588	1734	6	10	6	10	167½	104½	722	1946
18	12/13/15	9	628	564	498	1690	7	9	13	19	174½	113½	722	1946
19	12/20/15	1	625	493	550	1668	2	14	15	33	176½	127½	722	1946
20	12/27/15	4	497	560	626	1683	5	11	20	44	181½	138½	722	1946
21	12/27/15	7	580	547	543	1670	8	8	28	52	189½	146½	722	1946
22	01/03/16	8	536	556	632	1724	2	14	30	66	191½	160½	722	1946
23	01/10/16	5	503	549	570	1622	3	13	33	79	194½	173½	722	1946
24	01/17/16	2	620	524	594	1738	9	7	42	86	203½	180½	722	1946
25	01/24/16	13	548	558	632	1738	5	11	47	97	208½	191½	722	1946
26	01/31/16	3	498	549	554	1601	5	11	52	108	213½	202½	722	1946
27	02/07/16	10	493	574	701	1768	3	13	55	121	216½	215½	722	1946
28	02/14/16	8	541	479	593	1613	10	6	65	127	226½	221½	722	1946
29	02/21/16	8	500	476	446	1422	1	15	66	142	227½	236½	722	1946
30	02/28/16	14	553	575	557	1685	6	10	72	152	233½	246½	722	1946
31	03/06/16	6	671	558	631	1860	7	9	79	161	240½	255½	722	1946
32	03/13/16	8	607	513	575	1695	8	8	87	169	248½	263½	722	1946
33	03/20/16	7	768	749	798	2315	4½	11½	91½	180½	253	275	722	1946

Sunday Morning Threesome

Sunday 9:00 am

Classic Lanes

Lanes 3 - 16

Note: This report includes information through March 20 which is Week 33 of 33

Chris Stewart's Bowling Record - Team 12: High Men Demotion S.C.

Week No.	Bowling Date	Old Ave	Average Change			Total	Pins	Gms	---Average Change---			High Game	High Sers	Points Won	Points Lost	%Won		
			-1-	-2-	-3-				New - Old	---+/-								
1	09/13/15	bk164	159	132	149	440	440	3	146.67	-	0.00	=	146.67	159	440	1.0	2.0	33.33%
2	09/20/15	bk164	164	124	185	473	913	6	152.17	-	146.67	=	5.50	185	473	2.0	4.0	33.33%
3	09/27/15	bk164	154	170	185	509	1422	9	158.00	-	152.17	=	5.83	185	509	4.0	5.0	44.44%
4	10/04/15	158	144	156	192	492	1914	12	159.50	-	158.00	=	1.50	192	509	6.0	6.0	50.00%
5	10/04/15	159	167	211	162	540	2454	15	163.60	-	159.50	=	4.10	211	540	7.0	8.0	46.67%
6	10/11/15	163	169	196	192	557	3011	18	167.28	-	163.60	=	3.68	211	557	9.0	9.0	50.00%
7	10/18/15	167	201	198	148	547	3558	21	169.43	-	167.28	=	2.15	211	557	11.0	10.0	52.38%
8	10/18/15	169	213	182	189	584	4142	24	172.58	-	169.43	=	3.15	213	584	12.0	12.0	50.00%
9	10/25/15	172	193	239	153	585	4727	27	175.07	-	172.58	=	2.49	239	585	14.0	13.0	51.85%
10	11/01/15	175	213	148	162	523	5250	30	175.00	-	175.07	=	-0.07	239	585	16.0	14.0	53.33%
11	11/01/15	175	169	159	202	530	5780	33	175.15	-	175.00	=	0.15	239	585	18.0	15.0	54.55%
12	11/08/15	175	149	163	177	489	6269	36	174.14	-	175.15	=	-1.01	239	585	19.0	17.0	52.78%
13	11/15/15	174	175	157	156	488	6757	39	173.26	-	174.14	=	-0.88	239	585	21.0	18.0	53.85%
14	11/22/15	173	213	146	185	544	7301	42	173.83	-	173.26	=	0.58	239	585	22.0	20.0	52.38%
15	11/29/15	173	222	192	169	583	7884	45	175.20	-	173.83	=	1.37	239	585	25.0	20.0	55.56%
16	12/06/15	175	152	183	163	498	8382	48	174.63	-	175.20	=	-0.57	239	585	26.0	22.0	54.17%

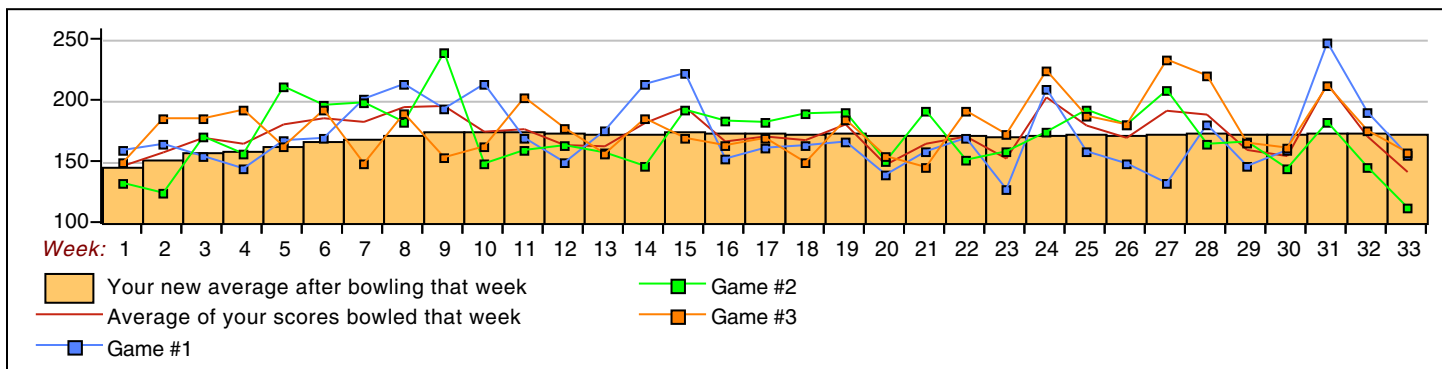
End of 1st part

17	12/13/15	174	161	182	169	512	8894	51	174.39	-	174.63	=	-0.23	239	585	27.0	24.0	52.94%
18	12/13/15	174	163	189	149	501	9395	54	173.98	-	174.39	=	-0.41	239	585	28.0	26.0	51.85%
19	12/20/15	173	166	190	184	540	9935	57	174.30	-	173.98	=	0.32	239	585	29.0	28.0	50.88%
20	12/27/15	174	139	150	154	443	10378	60	172.97	-	174.30	=	-1.33	239	585	29.0	31.0	48.33%
21	12/27/15	172	158	191	145	494	10872	63	172.57	-	172.97	=	-0.40	239	585	30.0	33.0	47.62%
22	01/03/16	172	169	151	191	511	11383	66	172.47	-	172.57	=	-0.10	239	585	31.0	35.0	46.97%
23	01/10/16	172	127	158	172	457	11840	69	171.59	-	172.47	=	-0.88	239	585	32.0	37.0	46.38%
24	01/17/16	171	209	174	224	607	12447	72	172.88	-	171.59	=	1.28	239	607	34.0	38.0	47.22%
25	01/24/16	172	158	192	187	537	12984	75	173.12	-	172.88	=	0.24	239	607	35.0	40.0	46.67%
26	01/31/16	173	148	180	180	508	13492	78	172.97	-	173.12	=	-0.15	239	607	37.0	41.0	47.44%
27	02/07/16	172	132	208	233	573	14065	81	173.64	-	172.97	=	0.67	239	607	39.0	42.0	48.15%
28	02/14/16	173	180	164	220	564	14629	84	174.15	-	173.64	=	0.51	239	607	41.0	43.0	48.81%
29	02/21/16	174	146	166	165	477	15106	87	173.63	-	174.15	=	-0.52	239	607	41.0	46.0	47.13%
30	02/28/16	173	159	144	161	464	15570	90	173.00	-	173.63	=	-0.63	239	607	42.0	48.0	46.67%
31	03/06/16	173	247	182	212	641	16211	93	174.31	-	173.00	=	1.31	247	641	43.0	50.0	46.24%
32	03/13/16	174	190	145	175	510	16721	96	174.18	-	174.31	=	-0.13	247	641	44.0	52.0	45.83%
33	03/20/16	174	155	112	157	424	17145	99	173.18	-	174.18	=	-1.00	247	641	45.0	54.0	45.45%

<100	100's	125's	150's	175's	200's	225's	250's	275's	300's
	2	16	38	28	12	3			
<400	400's	450's	500's	550's	600's	650's	700's	750's	800's
	3	9	13	6	2				
Ave of Game 1			Ave of Game 2			Ave of Game 3			
171.64			170.73			177.18			

High Scores by Game

Game #1: 247 on week 31 Game #2: 239 on week 9 Game #3: 233 on week 27



Sunday Morning Threesome

Sunday 9:00 am

Classic Lanes

Lanes 3 - 16

Note: This report includes information through March 20 which is Week 33 of 33

Donny Kaplan's Bowling Record - Team 12: High Men Demotion S.C.

Week No.	Bowling Date	Old Ave	---Average Change---			Total	Pins	Gms	---Average Change---		High Game	High Sers	Points Won	Points Lost	%Won	
			-1-	-2-	-3-				New - Old	---+/----						
1	09/13/15	bk195				0	0	0	- 0.00	= 0.00	0	0			0.00%	
2	09/20/15	bk195	167	137	202	506	506	3	168.67	- 0.00	= 168.67	202	506	3.0	0.00%	
3	09/27/15	bk195				0	506	3	168.67	- 168.67	= 0.00	202	506	3.0	0.00%	
4	10/04/15	bk195	131	158	200	489	995	6	165.83	- 168.67	= -2.83	202	506	6.0	0.00%	
5	10/04/15	bk195	163	134	209	506	1501	9	166.78	- 165.83	= 0.94	209	506	1.0	8.0	11.11%
6	10/11/15	166	a146	a146	a146	438	1501	9	166.78	- 166.78	= 0.00	209	506	1.0	8.0	11.11%
7	10/18/15	166	143	201	199	543	2044	12	170.33	- 166.78	= 3.56	209	543	2.0	10.0	16.67%
8	10/18/15	170	174	190	162	526	2570	15	171.33	- 170.33	= 1.00	209	543	4.0	11.0	26.67%
9	10/25/15	171				0	2570	15	171.33	- 171.33	= 0.00	209	543	4.0	11.0	26.67%
10	11/01/15	171	177	176	204	557	3127	18	173.72	- 171.33	= 2.39	209	557	7.0	11.0	38.89%
11	11/01/15	173	230	199	270	699	3826	21	182.19	- 173.72	= 8.47	270	699	10.0	11.0	47.62%
12	11/08/15	182				0	3826	21	182.19	- 182.19	= 0.00	270	699	10.0	11.0	47.62%
13	11/15/15	182	199	196	134	529	4355	24	181.46	- 182.19	= -0.73	270	699	12.0	12.0	50.00%
14	11/22/15	181	217	170	193	580	4935	27	182.78	- 181.46	= 1.32	270	699	15.0	12.0	55.56%
15	11/29/15	182	201	171	216	588	5523	30	184.10	- 182.78	= 1.32	270	699	18.0	12.0	60.00%
16	12/06/15	184	220	137	215	572	6095	33	184.70	- 184.10	= 0.60	270	699	20.0	13.0	60.61%

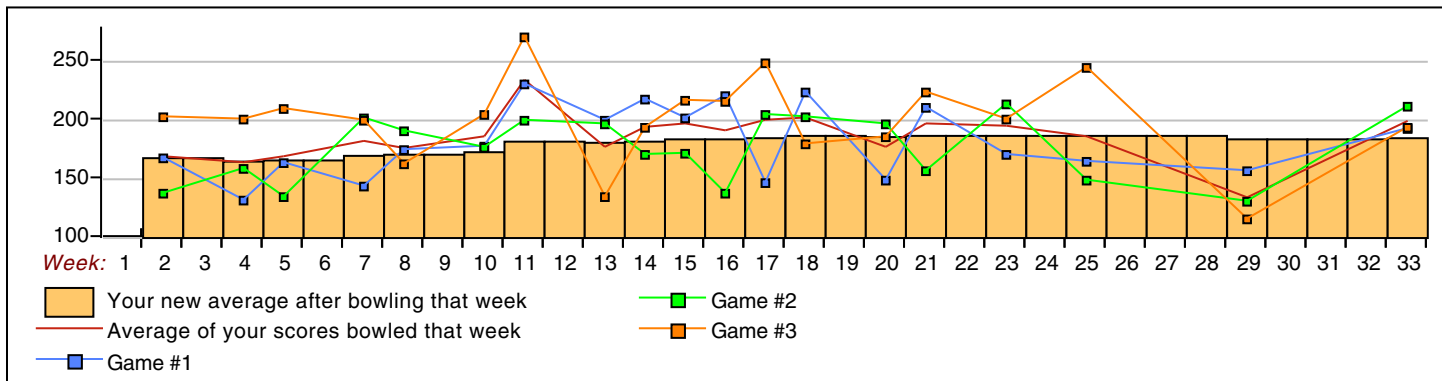
End of 1st part

17	12/13/15	184	146	204	248	598	6693	36	185.92	- 184.70	= 1.22	270	699	22.0	14.0	61.11%
18	12/13/15	185	223	202	179	604	7297	39	187.10	- 185.92	= 1.19	270	699	25.0	14.0	64.10%
19	12/20/15	187				0	7297	39	187.10	- 187.10	= 0.00	270	699	25.0	14.0	64.10%
20	12/27/15	187	148	196	185	529	7826	42	186.33	- 187.10	= -0.77	270	699	26.0	16.0	61.90%
21	12/27/15	186	210	156	223	589	8415	45	187.00	- 186.33	= 0.67	270	699	28.0	17.0	62.22%
22	01/03/16	187				0	8415	45	187.00	- 187.00	= 0.00	270	699	28.0	17.0	62.22%
23	01/10/16	187	170	213	200	583	8998	48	187.46	- 187.00	= 0.46	270	699	30.0	18.0	62.50%
24	01/17/16	187				0	8998	48	187.46	- 187.46	= 0.00	270	699	30.0	18.0	62.50%
25	01/24/16	187	164	148	244	556	9554	51	187.33	- 187.46	= -0.13	270	699	31.0	20.0	60.78%
26	01/31/16	187				0	9554	51	187.33	- 187.33	= 0.00	270	699	31.0	20.0	60.78%
27	02/07/16	187				0	9554	51	187.33	- 187.33	= 0.00	270	699	31.0	20.0	60.78%
28	02/14/16	187	a167	a167	a167	501	9554	51	187.33	- 187.33	= 0.00	270	699	31.0	20.0	60.78%
29	02/21/16	187	156	130	115	401	9955	54	184.35	- 187.33	= -2.98	270	699	31.0	23.0	57.41%
30	02/28/16	184				0	9955	54	184.35	- 184.35	= 0.00	270	699	31.0	23.0	57.41%
31	03/06/16	184				0	9955	54	184.35	- 184.35	= 0.00	270	699	31.0	23.0	57.41%
32	03/13/16	184	a164	a164	a164	492	9955	54	184.35	- 184.35	= 0.00	270	699	31.0	23.0	57.41%
33	03/20/16	184	192	211	193	596	10551	57	185.11	- 184.35	= 0.75	270	699	31.5	25.5	55.26%

<u><100</u>	<u>100's</u>	<u>125's</u>	<u>150's</u>	<u>175's</u>	<u>200's</u>	<u>225's</u>	<u>250's</u>	<u>275's</u>	<u>300's</u>
	1	10	11	13	18	3	1		
<u><400</u>	<u>400's</u>	<u>450's</u>	<u>500's</u>	<u>550's</u>	<u>600's</u>	<u>650's</u>	<u>700's</u>	<u>750's</u>	<u>800's</u>
	1	1	6	9	1	1			
<u>Ave of Game 1</u>			<u>Ave of Game 2</u>			<u>Ave of Game 3</u>			
180.58			175.21			199.53			

High Scores by Game

Game #1: **230** on week **11** Game #2: **213** on week **23** Game #3: **270** on week **11**



Sunday Morning Threesome

Sunday 9:00 am

Classic Lanes

Lanes 3 - 16

Note: This report includes information through March 20 which is Week 33 of 33

Dan Dorszynski's Bowling Record - Team 12: High Men Demotion S.C.

Week No.	Bowling Date	Old Ave	Average			Total	Pins	Gms	---Average Change---			High Game	High Sers	Points Won	Points Lost	%Won		
			-1-	-2-	-3-				New	Old	--- +/-							
1	09/13/15	bk214	192	220	180	592	592	3	197.33	-	0.00	=	197.33	220	592	3.0	6.0	0.00%
2	09/20/15	bk214	175	158	199	532	1124	6	187.33	-	197.33	=	-10.00	220	592	6.0	6.0	0.00%
3	09/27/15	bk214	181	222	259	662	1786	9	198.44	-	187.33	=	11.11	259	662	3.0	6.0	33.33%
4	10/04/15	198	214	224	257	695	2481	12	206.75	-	198.44	=	8.31	259	695	6.0	6.0	50.00%
5	10/04/15	206	215	236	207	658	3139	15	209.27	-	206.75	=	2.52	259	695	8.0	7.0	53.33%
6	10/11/15	209				0	3139	15	209.27	-	209.27	=	0.00	259	695	8.0	7.0	53.33%
7	10/18/15	209	204	225	227	656	3795	18	210.83	-	209.27	=	1.57	259	695	10.0	8.0	55.56%
8	10/18/15	210	202	245	194	641	4436	21	211.24	-	210.83	=	0.40	259	695	12.5	8.5	59.52%
9	10/25/15	211	215	233	256	704	5140	24	214.17	-	211.24	=	2.93	259	704	15.5	8.5	64.58%
10	11/01/15	214	254	173	205	632	5772	27	213.78	-	214.17	=	-0.39	259	704	16.5	10.5	61.11%
11	11/01/15	213	279	256	162	697	6469	30	215.63	-	213.78	=	1.86	279	704	18.5	11.5	61.67%
12	11/08/15	215	234	245	221	700	7169	33	217.24	-	215.63	=	1.61	279	704	21.5	11.5	65.15%
13	11/15/15	217	202	211	256	669	7838	36	217.72	-	217.24	=	0.48	279	704	23.5	12.5	65.28%
14	11/22/15	217	192	199	218	609	8447	39	216.59	-	217.72	=	-1.13	279	704	25.5	13.5	65.38%
15	11/29/15	216	223	241	279	743	9190	42	218.81	-	216.59	=	2.22	279	743	27.5	14.5	65.48%
16	12/06/15	218				0	9190	42	218.81	-	218.81	=	0.00	279	743	27.5	14.5	65.48%

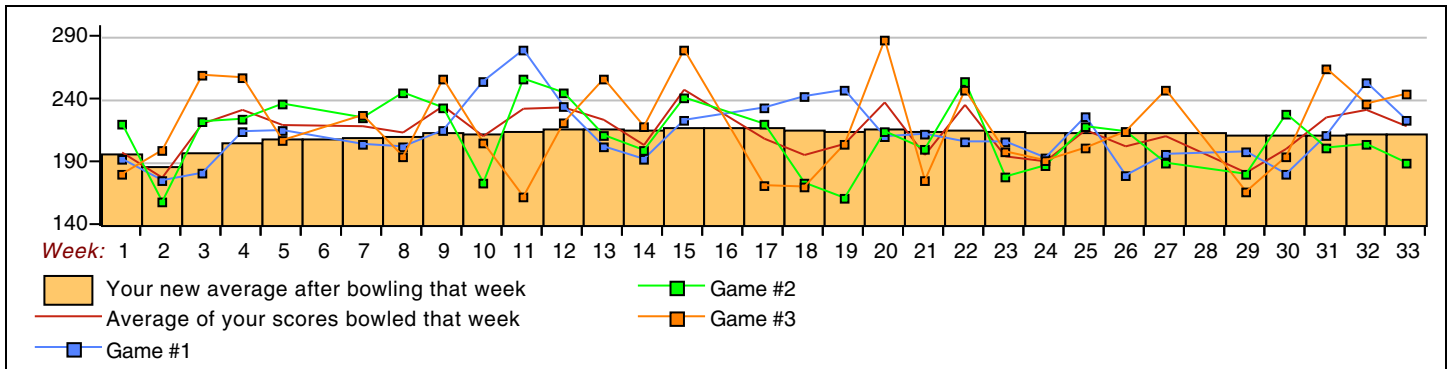
End of 1st part

17	12/13/15	218	233	220	171	624	9814	45	218.09	-	218.81	=	-0.72	279	743	28.5	16.5	63.33%
18	12/13/15	218	242	173	170	585	10399	48	216.65	-	218.09	=	-1.44	279	743	29.5	18.5	61.46%
19	12/20/15	216	247	161	204	612	11011	51	215.90	-	216.65	=	-0.74	279	743	30.5	20.5	59.80%
20	12/27/15	215	210	214	287	711	11722	54	217.07	-	215.90	=	1.17	287	743	32.5	21.5	60.19%
21	12/27/15	217	212	200	175	587	12309	57	215.95	-	217.07	=	-1.13	287	743	35.5	21.5	62.28%
22	01/03/16	215	206	254	247	707	13016	60	216.93	-	215.95	=	0.99	287	743	36.5	23.5	60.83%
23	01/10/16	216	206	178	198	582	13598	63	215.84	-	216.93	=	-1.09	287	743	36.5	26.5	57.94%
24	01/17/16	215	193	187	191	571	14169	66	214.68	-	215.84	=	-1.16	287	743	36.5	29.5	55.30%
25	01/24/16	214	226	218	201	645	14814	69	214.70	-	214.68	=	0.01	287	743	37.5	31.5	54.35%
26	01/31/16	214	179	214	214	607	15421	72	214.18	-	214.70	=	-0.52	287	743	38.5	33.5	53.47%
27	02/07/16	214	196	189	247	632	16053	75	214.04	-	214.18	=	-0.14	287	743	39.5	35.5	52.67%
28	02/14/16	214				0	16053	75	214.04	-	214.04	=	0.00	287	743	39.5	35.5	52.67%
29	02/21/16	214	198	180	166	544	16597	78	212.78	-	214.04	=	-1.26	287	743	40.5	37.5	51.92%
30	02/28/16	212	180	228	194	602	17199	81	212.33	-	212.78	=	-0.45	287	743	41.5	39.5	51.23%
31	03/06/16	212	211	201	264	676	17875	84	212.80	-	212.33	=	0.46	287	743	43.5	40.5	51.79%
32	03/13/16	212	253	204	236	693	18568	87	213.43	-	212.80	=	0.63	287	743	45.5	41.5	52.30%
33	03/20/16	213	223	189	244	656	19224	90	213.60	-	213.43	=	0.17	287	743	46.5	43.5	51.67%

<u><100</u>	<u>100's</u>	<u>125's</u>	<u>150's</u>	<u>175's</u>	<u>200's</u>	<u>225's</u>	<u>250's</u>	<u>275's</u>	<u>300's</u>
			8	22	31	17	9	3	
<u><400</u>	<u>400's</u>	<u>450's</u>	<u>500's</u>	<u>550's</u>	<u>600's</u>	<u>650's</u>	<u>700's</u>	<u>750's</u>	<u>800's</u>
			2	5	9	9	5		
			<u>Ave of Game 1</u>	<u>Ave of Game 2</u>	<u>Ave of Game 3</u>				
			213.23	209.93	217.63				

High Scores by Game

Game #1: 279 on week 11 Game #2: 256 on week 11 Game #3: 287 on week 20



Sunday Morning Threesome

Sunday 9:00 am

Classic Lanes

Lanes 3 - 16

Note: This report includes information through March 20 which is Week 33 of 33

Robert Lichina's Bowling Record - Team 12: High Men Demotion S.C.

Week No.	Bowling Date	Old Ave	Average Change			Total	Pins	Gms	---Average Change---			High Game	High Sers	Points Won	Points Lost	%Won		
			-1-	-2-	-3-				New	Old	---+/-							
1	09/13/15	bk197	142	191	230	563	563	3	187.67	-	0.00	=	187.67	230	563	2.0	1.0	66.67%
2	09/20/15	bk197				0	563	3	187.67	-	187.67	=	0.00	230	563	2.0	1.0	66.67%
3	09/27/15	bk197	201	193	235	629	1192	6	198.67	-	187.67	=	11.00	235	629	5.0	1.0	83.33%
4	10/04/15	bk197				0	1192	6	198.67	-	198.67	=	0.00	235	629	5.0	1.0	83.33%
5	10/04/15	bk197				0	1192	6	198.67	-	198.67	=	0.00	235	629	5.0	1.0	83.33%
6	10/11/15	bk197	145	143	215	503	1695	9	188.33	-	198.67	=	-10.33	235	629	5.0	4.0	55.56%
7	10/18/15	188				0	1695	9	188.33	-	188.33	=	0.00	235	629	5.0	4.0	55.56%
8	10/18/15	188				0	1695	9	188.33	-	188.33	=	0.00	235	629	5.0	4.0	55.56%
9	10/25/15	188	207	250	200	657	2352	12	196.00	-	188.33	=	7.67	250	657	8.0	4.0	66.67%
10	11/01/15	196				0	2352	12	196.00	-	196.00	=	0.00	250	657	8.0	4.0	66.67%
11	11/01/15	196				0	2352	12	196.00	-	196.00	=	0.00	250	657	8.0	4.0	66.67%
12	11/08/15	196	168	170	201	539	2891	15	192.73	-	196.00	=	-3.27	250	657	8.0	7.0	53.33%
13	11/15/15	192				0	2891	15	192.73	-	192.73	=	0.00	250	657	8.0	7.0	53.33%
14	11/22/15	192				0	2891	15	192.73	-	192.73	=	0.00	250	657	8.0	7.0	53.33%
15	11/29/15	192				0	2891	15	192.73	-	192.73	=	0.00	250	657	8.0	7.0	53.33%
16	12/06/15	192	a172	a172	a172	516	2891	15	192.73	-	192.73	=	0.00	250	657	8.0	7.0	53.33%

End of 1st part

17	12/13/15	192				0	2891	15	192.73	-	192.73	=	0.00	250	657	8.0	7.0	53.33%
18	12/13/15	192				0	2891	15	192.73	-	192.73	=	0.00	250	657	8.0	7.0	53.33%
19	12/20/15	192				0	2891	15	192.73	-	192.73	=	0.00	250	657	8.0	7.0	53.33%
20	12/27/15	192				0	2891	15	192.73	-	192.73	=	0.00	250	657	8.0	7.0	53.33%
21	12/27/15	192				0	2891	15	192.73	-	192.73	=	0.00	250	657	8.0	7.0	53.33%
22	01/03/16	192				0	2891	15	192.73	-	192.73	=	0.00	250	657	8.0	7.0	53.33%
23	01/10/16	192				0	2891	15	192.73	-	192.73	=	0.00	250	657	8.0	7.0	53.33%
24	01/17/16	192				0	2891	15	192.73	-	192.73	=	0.00	250	657	8.0	7.0	53.33%
25	01/24/16	192				0	2891	15	192.73	-	192.73	=	0.00	250	657	8.0	7.0	53.33%
26	01/31/16	192	171	155	160	486	3377	18	187.61	-	192.73	=	-5.12	250	657	8.0	10.0	44.44%
27	02/07/16	187	165	177	221	563	3940	21	187.62	-	187.61	=	0.01	250	657	8.0	13.0	38.10%
28	02/14/16	187	194	148	206	548	4488	24	187.00	-	187.62	=	-0.62	250	657	10.0	14.0	41.67%
29	02/21/16	187				0	4488	24	187.00	-	187.00	=	0.00	250	657	10.0	14.0	41.67%
30	02/28/16	187	214	203	202	619	5107	27	189.15	-	187.00	=	2.15	250	657	12.0	15.0	44.44%
31	03/06/16	189	213	175	155	543	5650	30	188.33	-	189.15	=	-0.81	250	657	14.0	16.0	46.67%
32	03/13/16	188				0	5650	30	188.33	-	188.33	=	0.00	250	657	14.0	16.0	46.67%
33	03/20/16	188	198	237	204	639	6289	33	190.58	-	188.33	=	2.24	250	657	14.0	16.0	46.67%

<100	100's	125's	150's	175's	200's	225's	250's	275's	300's
		4	7	6	12	3	1		
<400	400's	450's	500's	550's	600's	650's	700's	750's	800's
		1	4	2	3	1			
Ave of Game 1			Ave of Game 2			Ave of Game 3			
183.45			185.64			202.64			

High Scores by Game

Game #1: 214 on week 30 Game #2: 250 on week 9 Game #3: 235 on week 3

