

Sunday 9:00 am

Classic Lanes

Lanes 3 - 16

Note: This report includes information through March 20 which is Week 33 of 33

Team 14: Friends on Forest Home

Name	Pins	Gms	True Average	Book Ave	High Game	High Sers	Points Won	Points Lost	%Won
Lake, Michael	13594	75	181.25	181	249	655	33.0	42.0	44.00%
Neumann, Tom	13972	78	179.13	166	246	647	40.0	38.0	51.28%
Lake, Adam	13709	72	190.40	192	266	670	33.0	39.0	45.83%
Fehlhaber, John	15377	75	205.03	196	278	719	35.0	37.0	48.61%

Team History

Week No.	Bowling Date	Opp. Team	-1-	-2-	-3-	Total	Last Wk WON	Last Wk Lost	Points Won	Points Lost	Year-To-Date WON	Y-T-D LOST	High Game	High Sers
1	09/13/15	13	617	542	530	1689	4	12	4	12	4	12	617	1689
2	09/20/15	4	504	607	548	1659	3	13	7	25	7	25	617	1689
3	09/27/15	5	594	521	508	1623	5	11	12	36	12	36	617	1689
4	10/04/15	7	510	505	554	1569	2	14	14	50	14	50	617	1689
5	10/04/15	1	497	599	496	1592	9	7	23	57	23	57	617	1689
6	10/11/15	8	548	637	576	1761	8½	7½	31½	64½	31½	64½	637	1761
7	10/18/15	11	498	582	548	1628	13	3	44½	67½	44½	67½	637	1761
8	10/18/15	3	495	456	590	1541	6½	9½	51	77	51	77	637	1761
9	10/25/15	2	604	575	458	1637	11	5	62	82	62	82	637	1761
10	11/01/15	6	551	508	544	1603	13	3	75	85	75	85	637	1761
11	11/01/15	8	498	484	555	1537	5	11	80	96	80	96	637	1761
12	11/08/15	7	582	612	637	1831	8	8	88	104	88	104	637	1831
13	11/15/15	9	557	508	659	1724	3	13	91	117	91	117	659	1831
14	11/22/15	12	531	529	529	1589	5	11	96	128	96	128	659	1831
15	11/29/15	10	505	589	605	1699	11	5	107	133	107	133	659	1831
16	12/06/15	3	608	500	566	1674	10	6	117	139	117	139	659	1831

End of 1st part

17	12/13/15	13	555	589	600	1744	6	10	6	10	123	149	659	1831
18	12/13/15	4	486	669	521	1676	11	5	17	15	134	154	669	1831
19	12/20/15	5	533	607	637	1777	6	10	23	25	140	164	669	1831
20	12/27/15	7	661	596	529	1786	6	10	29	35	146	174	669	1831
21	12/27/15	1	577	653	639	1869	9	7	38	42	155	181	669	1869
22	01/03/16	5	611	605	639	1855	9	7	47	49	164	188	669	1869
23	01/10/16	11	525	695	581	1801	10	6	57	55	174	194	695	1869
24	01/17/16	3	556	555	556	1667	9	7	66	62	183	201	695	1869
25	01/24/16	2	543	538	558	1639	10	6	76	68	193	207	695	1869
26	01/31/16	6	626	581	534	1741	9	7	85	75	202	214	695	1869
27	02/07/16	8	636	600	649	1885	14	2	99	77	216	216	695	1885
28	02/14/16	6	626	645	608	1879	13	3	112	80	229	219	695	1885
29	02/21/16	9	538	566	511	1615	3	13	115	93	232	232	695	1885
30	02/28/16	12	580	553	623	1756	10	6	125	99	242	238	695	1885
31	03/06/16	10	587	525	535	1647	0	16	125	115	242	254	695	1885
32	03/13/16	10	597	563	576	1736	6	10	131	125	248	264	695	1885
33	03/20/16	13	759	788	676	2223	10	6	141	131	258	270	695	1885

Sunday Morning Threesome

Sunday 9:00 am

Classic Lanes

Lanes 3 - 16

Note: This report includes information through March 20 which is Week 33 of 33

Michael Lake's Bowling Record - Team 14: Friends on Forest Home

Week No.	Bowling Date	Old Ave	---Average Change---			Total	Pins	Gms	---Average Change---			High Game	High Sers	Points Won	Points Lost	%Won
			-1-	-2-	-3-				New - Old	--- +/-						
1	09/13/15	bk181	198	183	172	553	553	3	184.33	- 0.00	= 184.33	198	553		3.0	0.00%
2	09/20/15	bk181	154	190	178	522	1075	6	179.17	- 184.33	= -5.17	198	553		6.0	0.00%
3	09/27/15	bk181	209	176	202	587	1662	9	184.67	- 179.17	= 5.50	209	587	1.0	8.0	11.11%
4	10/04/15	184	161	158	195	514	2176	12	181.33	- 184.67	= -3.33	209	587	1.0	11.0	8.33%
5	10/04/15	181	164	192	179	535	2711	15	180.73	- 181.33	= -0.60	209	587	2.0	13.0	13.33%
6	10/11/15	180	162	173	160	495	3206	18	178.11	- 180.73	= -2.62	209	587	2.5	15.5	13.89%
7	10/18/15	178	156	168	184	508	3714	21	176.86	- 178.11	= -1.25	209	587	4.5	16.5	21.43%
8	10/18/15	176	194	171	170	535	4249	24	177.04	- 176.86	= 0.18	209	587	7.0	17.0	29.17%
9	10/25/15	177	213	172	166	551	4800	27	177.78	- 177.04	= 0.74	213	587	10.0	17.0	37.04%
10	11/01/15	177	216	143	218	577	5377	30	179.23	- 177.78	= 1.46	218	587	12.0	18.0	40.00%
11	11/01/15	179	189	194	182	565	5942	33	180.06	- 179.23	= 0.83	218	587	14.0	19.0	42.42%
12	11/08/15	180	148	157	191	496	6438	36	178.83	- 180.06	= -1.23	218	587	14.0	22.0	38.89%
13	11/15/15	178	189	169	230	588	7026	39	180.15	- 178.83	= 1.32	230	588	14.0	25.0	35.90%
14	11/22/15	180	141	204	192	537	7563	42	180.07	- 180.15	= -0.08	230	588	16.0	26.0	38.10%
15	11/29/15	180				0	7563	42	180.07	- 180.07	= 0.00	230	588	16.0	26.0	38.10%
16	12/06/15	180	188	148	172	508	8071	45	179.36	- 180.07	= -0.72	230	588	17.0	28.0	37.78%

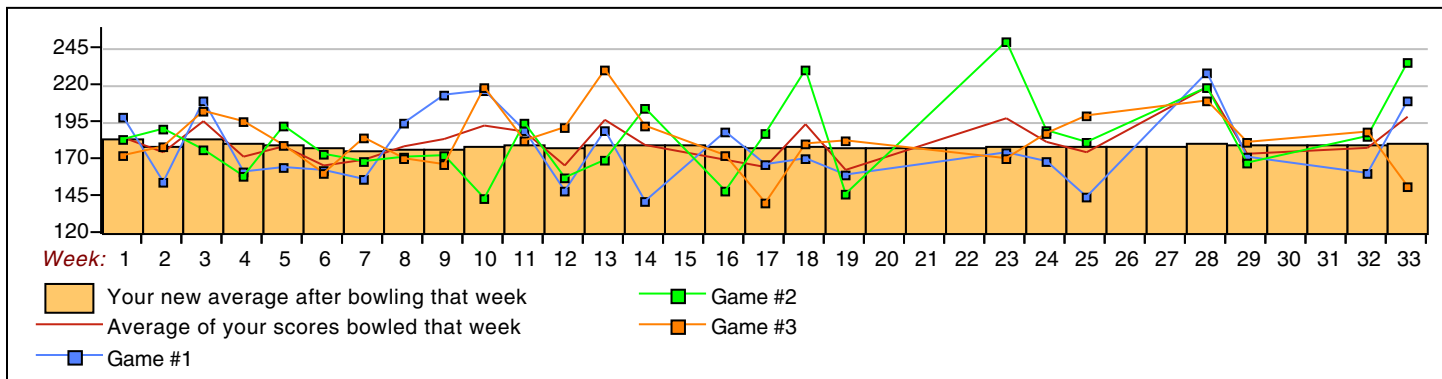
End of 1st part

17	12/13/15	179	166	187	140	493	8564	48	178.42	- 179.36	= -0.94	230	588	18.0	30.0	37.50%
18	12/13/15	178	170	230	180	580	9144	51	179.29	- 178.42	= 0.88	230	588	20.0	31.0	39.22%
19	12/20/15	179	159	146	182	487	9631	54	178.35	- 179.29	= -0.94	230	588	21.0	33.0	38.89%
20	12/27/15	178				0	9631	54	178.35	- 178.35	= 0.00	230	588	21.0	33.0	38.89%
21	12/27/15	178				0	9631	54	178.35	- 178.35	= 0.00	230	588	21.0	33.0	38.89%
22	01/03/16	178				0	9631	54	178.35	- 178.35	= 0.00	230	588	21.0	33.0	38.89%
23	01/10/16	178	174	249	170	593	10224	57	179.37	- 178.35	= 1.02	249	593	22.0	35.0	38.60%
24	01/17/16	179	168	189	187	544	10768	60	179.47	- 179.37	= 0.10	249	593	24.0	36.0	40.00%
25	01/24/16	179	144	181	199	524	11292	63	179.24	- 179.47	= -0.23	249	593	26.0	37.0	41.27%
26	01/31/16	179				0	11292	63	179.24	- 179.24	= 0.00	249	593	26.0	37.0	41.27%
27	02/07/16	179				0	11292	63	179.24	- 179.24	= 0.00	249	593	26.0	37.0	41.27%
28	02/14/16	179	228	218	209	655	11947	66	181.02	- 179.24	= 1.78	249	655	29.0	37.0	43.94%
29	02/21/16	181	171	167	181	519	12466	69	180.67	- 181.02	= -0.35	249	655	30.0	39.0	43.48%
30	02/28/16	180				0	12466	69	180.67	- 180.67	= 0.00	249	655	30.0	39.0	43.48%
31	03/06/16	180				0	12466	69	180.67	- 180.67	= 0.00	249	655	30.0	39.0	43.48%
32	03/13/16	180	160	185	188	533	12999	72	180.54	- 180.67	= -0.12	249	655	31.0	41.0	43.06%
33	03/20/16	180	209	235	151	595	13594	75	181.25	- 180.54	= 0.71	249	655	33.0	42.0	44.00%

<u><100</u>	<u>100's</u>	<u>125's</u>	<u>150's</u>	<u>175's</u>	<u>200's</u>	<u>225's</u>	<u>250's</u>	<u>275's</u>	<u>300's</u>
		7	27	27	9	5			
<u><400</u>	<u>400's</u>	<u>450's</u>	<u>500's</u>	<u>550's</u>	<u>600's</u>	<u>650's</u>	<u>700's</u>	<u>750's</u>	<u>800's</u>
		4	11	9		1			
<u>Ave of Game 1</u>			<u>Ave of Game 2</u>			<u>Ave of Game 3</u>			
177.24			183.40			183.12			

High Scores by Game

Game #1: **228** on week **28** Game #2: **249** on week **23** Game #3: **230** on week **13**



Sunday Morning Threesome

Sunday 9:00 am

Classic Lanes

Lanes 3 - 16

Note: This report includes information through March 20 which is Week 33 of 33

Tom Neumann's Bowling Record - Team 14: Friends on Forest Home

Week No.	Bowling Date	Old Ave	---Average Change---			Total	Pins	Gms	New - Old --> +/-			High Game	High Sers	Points Won	Points Lost	%Won		
			-1-	-2-	-3-													
1	09/13/15	bk166	204	190	143	537	537	3	179.00	-	0.00	=	179.00	204	537	1.0	2.0	33.33%
2	09/20/15	bk166	156	208	159	523	1060	6	176.67	-	179.00	=	-2.33	208	537	3.0	3.0	50.00%
3	09/27/15	bk166	162	119	144	425	1485	9	165.00	-	176.67	=	-11.67	208	537	4.0	5.0	44.44%
4	10/04/15	165				0	1485	9	165.00	-	165.00	=	0.00	208	537	4.0	5.0	44.44%
5	10/04/15	165	192	227	160	579	2064	12	172.00	-	165.00	=	7.00	227	579	7.0	5.0	58.33%
6	10/11/15	172				0	2064	12	172.00	-	172.00	=	0.00	227	579	7.0	5.0	58.33%
7	10/18/15	172	139	183	176	498	2562	15	170.80	-	172.00	=	-1.20	227	579	8.0	7.0	53.33%
8	10/18/15	170	136	167	207	510	3072	18	170.67	-	170.80	=	-0.13	227	579	9.0	9.0	50.00%
9	10/25/15	170	186	158	146	490	3562	21	169.62	-	170.67	=	-1.05	227	579	10.0	11.0	47.62%
10	11/01/15	169	146	197	147	490	4052	24	168.83	-	169.62	=	-0.79	227	579	11.0	13.0	45.83%
11	11/01/15	168	127	133	185	445	4497	27	166.56	-	168.83	=	-2.28	227	579	12.0	15.0	44.44%
12	11/08/15	166				0	4497	27	166.56	-	166.56	=	0.00	227	579	12.0	15.0	44.44%
13	11/15/15	166	162	158	151	471	4968	30	165.60	-	166.56	=	-0.96	227	579	12.0	18.0	40.00%
14	11/22/15	165				0	4968	30	165.60	-	165.60	=	0.00	227	579	12.0	18.0	40.00%
15	11/29/15	165	179	193	160	532	5500	33	166.67	-	165.60	=	1.07	227	579	15.0	18.0	45.45%
16	12/06/15	166	209	159	206	574	6074	36	168.72	-	166.67	=	2.06	227	579	17.0	19.0	47.22%

End of 1st part

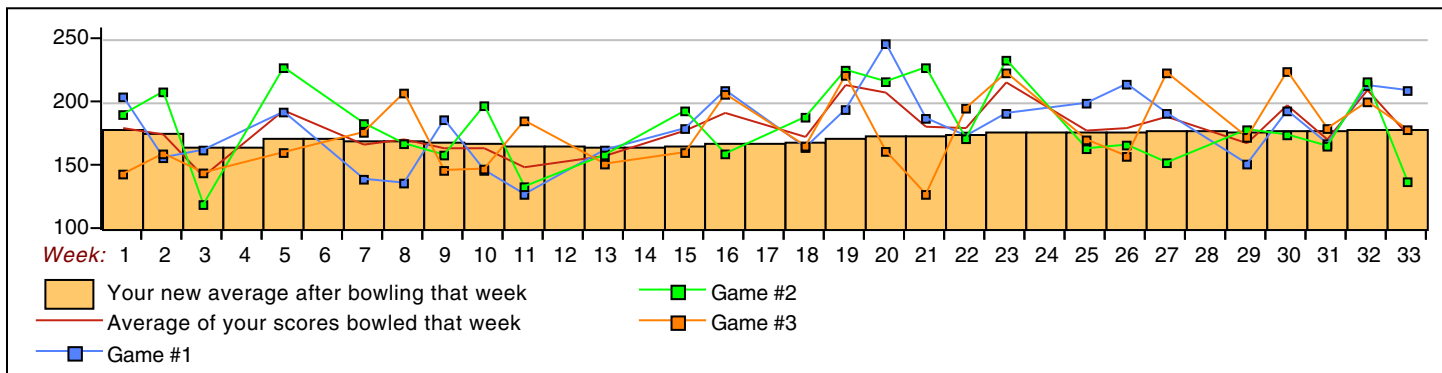
17	12/13/15	168				0	6074	36	168.72	-	168.72	=	0.00	227	579	17.0	19.0	47.22%
18	12/13/15	168	164	188	165	517	6591	39	169.00	-	168.72	=	0.28	227	579	20.0	19.0	51.28%
19	12/20/15	169	194	225	221	640	7231	42	172.17	-	169.00	=	3.17	227	640	22.0	20.0	52.38%
20	12/27/15	172	246	216	161	623	7854	45	174.53	-	172.17	=	2.37	246	640	23.0	22.0	51.11%
21	12/27/15	174	187	227	127	541	8395	48	174.90	-	174.53	=	0.36	246	640	24.0	24.0	50.00%
22	01/03/16	174	173	171	195	539	8934	51	175.18	-	174.90	=	0.28	246	640	26.0	25.0	50.98%
23	01/10/16	175	191	233	223	647	9581	54	177.43	-	175.18	=	2.25	246	647	29.0	25.0	53.70%
24	01/17/16	177				0	9581	54	177.43	-	177.43	=	0.00	246	647	29.0	25.0	53.70%
25	01/24/16	177	199	163	170	532	10113	57	177.42	-	177.43	=	0.00	246	647	30.0	27.0	52.63%
26	01/31/16	177	214	166	157	537	10650	60	177.50	-	177.42	=	0.08	246	647	31.0	29.0	51.67%
27	02/07/16	177	191	152	223	566	11216	63	178.03	-	177.50	=	0.53	246	647	33.0	30.0	52.38%
28	02/14/16	178				0	11216	63	178.03	-	178.03	=	0.00	246	647	33.0	30.0	52.38%
29	02/21/16	178	151	178	172	501	11717	66	177.53	-	178.03	=	-0.50	246	647	35.0	31.0	53.03%
30	02/28/16	177	193	174	224	591	12308	69	178.38	-	177.53	=	0.85	246	647	36.0	33.0	52.17%
31	03/06/16	178	167	165	179	511	12819	72	178.04	-	178.38	=	-0.34	246	647	36.0	36.0	50.00%
32	03/13/16	178	213	216	200	629	13448	75	179.31	-	178.04	=	1.27	246	647	38.0	37.0	50.67%
33	03/20/16	179	209	137	178	524	13972	78	179.13	-	179.31	=	-0.18	246	647	40.0	38.0	51.28%

<100	100's	125's	150's	175's	200's	225's	250's	275's	300's
	1	11	26	20	15	5			
<400	400's	450's	500's	550's	600's	650's	700's	750's	800's
	2	4	12	4	4				

Ave of Game 1	Ave of Game 2	Ave of Game 3
180.38	180.88	176.12

High Scores by Game

Game #1: 246 on week 20 Game #2: 233 on week 23 Game #3: 224 on week 30



Note: This report includes information through March 20 which is Week 33 of 33

Adam Lake's Bowling Record - Team 14: Friends on Forest Home

Week No.	Bowling Date	Old Ave	---Average Change---			Total	Pins	Gms	New - Old ---> +/-			High Game	High Sers	Points Won	Points Lost	%Won		
			-1-	-2-	-3-					=								
1	09/13/15	bk192	215	169	215	599	599	3	199.67	-	0.00	=	199.67	215	599	1.0	2.0	33.33%
2	09/20/15	bk192				0	599	3	199.67	-	199.67	=	0.00	215	599	1.0	2.0	33.33%
3	09/27/15	bk192				0	599	3	199.67	-	199.67	=	0.00	215	599	1.0	2.0	33.33%
4	10/04/15	bk192	146	146	133	425	1024	6	170.67	-	199.67	=	-29.00	215	599	1.0	5.0	16.67%
5	10/04/15	bk192				0	1024	6	170.67	-	170.67	=	0.00	215	599	1.0	5.0	16.67%
6	10/11/15	bk192	186	213	192	591	1615	9	179.44	-	170.67	=	8.78	215	599	3.0	6.0	33.33%
7	10/18/15	179	203	231	188	622	2237	12	186.42	-	179.44	=	6.97	231	622	6.0	6.0	50.00%
8	10/18/15	186	165	118	213	496	2733	15	182.20	-	186.42	=	-4.22	231	622	7.0	8.0	46.67%
9	10/25/15	182	205	245	146	596	3329	18	184.94	-	182.20	=	2.74	245	622	9.0	9.0	50.00%
10	11/01/15	184				0	3329	18	184.94	-	184.94	=	0.00	245	622	9.0	9.0	50.00%
11	11/01/15	184	182	157	188	527	3856	21	183.62	-	184.94	=	-1.33	245	622	9.0	12.0	42.86%
12	11/08/15	183	211	191	214	616	4472	24	186.33	-	183.62	=	2.71	245	622	11.0	13.0	45.83%
13	11/15/15	186				0	4472	24	186.33	-	186.33	=	0.00	245	622	11.0	13.0	45.83%
14	11/22/15	186	158	173	159	490	4962	27	183.78	-	186.33	=	-2.56	245	622	11.0	16.0	40.74%
15	11/29/15	183	154	167	209	530	5492	30	183.07	-	183.78	=	-0.71	245	622	12.0	18.0	40.00%
16	12/06/15	183				0	5492	30	183.07	-	183.07	=	0.00	245	622	12.0	18.0	40.00%

End of 1st part

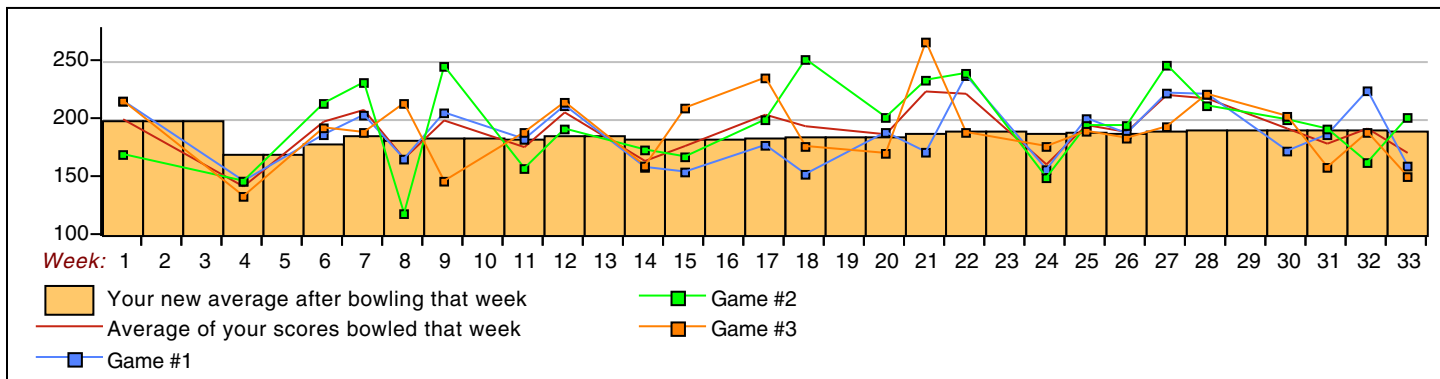
17	12/13/15	183	177	199	235	611	6103	33	184.94	-	183.07	=	1.87	245	622	15.0	18.0	45.45%
18	12/13/15	184	152	251	176	579	6682	36	185.61	-	184.94	=	0.67	251	622	16.0	20.0	44.44%
19	12/20/15	185				0	6682	36	185.61	-	185.61	=	0.00	251	622	16.0	20.0	44.44%
20	12/27/15	185	188	201	170	559	7241	39	185.67	-	185.61	=	0.06	251	622	16.0	23.0	41.03%
21	12/27/15	185	171	233	266	670	7911	42	188.36	-	185.67	=	2.69	266	670	18.0	24.0	42.86%
22	01/03/16	188	237	239	188	664	8575	45	190.56	-	188.36	=	2.20	266	670	20.0	25.0	44.44%
23	01/10/16	190				0	8575	45	190.56	-	190.56	=	0.00	266	670	20.0	25.0	44.44%
24	01/17/16	190	156	149	176	481	9056	48	188.67	-	190.56	=	-1.89	266	670	21.0	27.0	43.75%
25	01/24/16	188	200	194	189	583	9639	51	189.00	-	188.67	=	0.33	266	670	23.0	28.0	45.10%
26	01/31/16	189	187	194	183	564	10203	54	188.94	-	189.00	=	-0.06	266	670	24.0	30.0	44.44%
27	02/07/16	188	222	246	193	661	10864	57	190.60	-	188.94	=	1.65	266	670	26.0	31.0	45.61%
28	02/14/16	190	221	211	221	653	11517	60	191.95	-	190.60	=	1.35	266	670	29.0	31.0	48.33%
29	02/21/16	191				0	11517	60	191.95	-	191.95	=	0.00	266	670	29.0	31.0	48.33%
30	02/28/16	191	172	199	202	573	12090	63	191.90	-	191.95	=	-0.05	266	670	31.0	32.0	49.21%
31	03/06/16	191	186	191	158	535	12625	66	191.29	-	191.90	=	-0.62	266	670	31.0	35.0	46.97%
32	03/13/16	191	224	162	188	574	13199	69	191.29	-	191.29	=	0.00	266	670	32.0	37.0	46.38%
33	03/20/16	191	159	201	150	510	13709	72	190.40	-	191.29	=	-0.89	266	670	33.0	39.0	45.83%

<u><100</u>	<u>100's</u>	<u>125's</u>	<u>150's</u>	<u>175's</u>	<u>200's</u>	<u>225's</u>	<u>250's</u>	<u>275's</u>	<u>300's</u>
	1	5	17	22	18	7	2		
<u><400</u>	<u>400's</u>	<u>450's</u>	<u>500's</u>	<u>550's</u>	<u>600's</u>	<u>650's</u>	<u>700's</u>	<u>750's</u>	<u>800's</u>
	1	3	4	9	3	4			

<u>Ave of Game 1</u>	<u>Ave of Game 2</u>	<u>Ave of Game 3</u>
186.54	195.00	189.67

High Scores by Game

Game #1: 237 on week 22 Game #2: 251 on week 18 Game #3: 266 on week 21



Sunday Morning Threesome

Sunday 9:00 am

Classic Lanes

Lanes 3 - 16

Note: This report includes information through March 20 which is Week 33 of 33

John Fehlhaber's Bowling Record - Team 14: Friends on Forest Home

Week No.	Bowling Date	Old Ave	---Average Change---			Total	Pins	Gms	New - Old ---> +/-		High Game	High Sers	Points Won	Points Lost	%Won
			-1-	-2-	-3-										
1	09/13/15	bk196				0	0	0	- 0.00 = 0.00	0	0			0.00%	
2	09/20/15	bk196	194	209	211	614	614	3	204.67 - 0.00 = 204.67	211	614	1.0	2.0	33.33%	
3	09/27/15	bk196	223	226	162	611	1225	6	204.17 - 204.67 = -0.50	226	614	2.0	4.0	33.33%	
4	10/04/15	bk196	203	201	226	630	1855	9	206.11 - 204.17 = 1.94	226	630	4.0	5.0	44.44%	
5	10/04/15	206	141	180	157	478	2333	12	194.42 - 206.11 = -11.69	226	630	4.0	8.0	33.33%	
6	10/11/15	194	200	251	224	675	3008	15	200.53 - 194.42 = 6.12	251	675	6.0	9.0	40.00%	
7	10/18/15	200				0	3008	15	200.53 - 200.53 = 0.00	251	675	6.0	9.0	40.00%	
8	10/18/15	200				0	3008	15	200.53 - 200.53 = 0.00	251	675	6.0	9.0	40.00%	
9	10/25/15	200				0	3008	15	200.53 - 200.53 = 0.00	251	675	6.0	9.0	40.00%	
10	11/01/15	200	189	168	179	536	3544	18	196.89 - 200.53 = -3.64	251	675	9.0	9.0	50.00%	
11	11/01/15	196				0	3544	18	196.89 - 196.89 = 0.00	251	675	9.0	9.0	50.00%	
12	11/08/15	196	223	264	232	719	4263	21	203.00 - 196.89 = 6.11	264	719	12.0	9.0	57.14%	
13	11/15/15	203	206	181	278	665	4928	24	205.33 - 203.00 = 2.33	278	719	13.0	11.0	54.17%	
14	11/22/15	205	232	152	178	562	5490	27	203.33 - 205.33 = -2.00	278	719	14.0	13.0	51.85%	
15	11/29/15	203	172	229	236	637	6127	30	204.23 - 203.33 = 0.90	278	719	16.0	14.0	53.33%	
16	12/06/15	204	211	193	188	592	6719	33	203.61 - 204.23 = -0.63	278	719	19.0	14.0	57.58%	

End of 1st part

17	12/13/15	203	212	203	225	640	7359	36	204.42 - 203.61 = 0.81	278	719	19.0	17.0	52.78%
18	12/13/15	204				0	7359	36	204.42 - 204.42 = 0.00	278	719	19.0	17.0	52.78%
19	12/20/15	204	180	236	234	650	8009	39	205.36 - 204.42 = 0.94	278	719	20.0	19.0	51.28%
20	12/27/15	205	227	179	198	604	8613	42	205.07 - 205.36 = -0.29	278	719	22.0	20.0	52.38%
21	12/27/15	205	219	193	246	658	9271	45	206.02 - 205.07 = 0.95	278	719	23.0	22.0	51.11%
22	01/03/16	206	201	195	256	652	9923	48	206.73 - 206.02 = 0.71	278	719	24.0	24.0	50.00%
23	01/10/16	206	160	213	188	561	10484	51	205.57 - 206.73 = -1.16	278	719	25.0	26.0	49.02%
24	01/17/16	205	232	217	193	642	11126	54	206.04 - 205.57 = 0.47	278	719	27.0	27.0	50.00%
25	01/24/16	206				0	11126	54	206.04 - 206.04 = 0.00	278	719	27.0	27.0	50.00%
26	01/31/16	206	225	221	194	640	11766	57	206.42 - 206.04 = 0.38	278	719	30.0	27.0	52.63%
27	02/07/16	206	223	202	233	658	12424	60	207.07 - 206.42 = 0.65	278	719	33.0	27.0	55.00%
28	02/14/16	207	177	216	178	571	12995	63	206.27 - 207.07 = -0.80	278	719	33.0	30.0	52.38%
29	02/21/16	206	216	221	158	595	13590	66	205.91 - 206.27 = -0.36	278	719	33.0	33.0	50.00%
30	02/28/16	205	215	180	197	592	14182	69	205.54 - 205.91 = -0.37	278	719	35.0	34.0	50.72%
31	03/06/16	205	234	169	198	601	14783	72	205.32 - 205.54 = -0.22	278	719	35.0	37.0	48.61%
32	03/13/16	205				0	14783	72	205.32 - 205.32 = 0.00	278	719	35.0	37.0	48.61%
33	03/20/16	205	182	215	197	594	15377	75	205.03 - 205.32 = -0.29	278	719	35.0	37.0	48.61%

<100	100's	125's	150's	175's	200's	225's	250's	275's	300's
		1	8	23	24	15	3	1	
<400	400's	450's	500's	550's	600's	650's	700's	750's	800's
		1	1	7	9	6	1		
Ave of Game 1			Ave of Game 2			Ave of Game 3			
203.88			204.56			206.64			

High Scores by Game

Game #1: 234 on week 31 Game #2: 264 on week 12 Game #3: 278 on week 13

