

Sunday 9:00 am

**Classic Lanes**

Lanes 3 - 16

Note: This report includes information through March 20 which is Week 33 of 33

**Team 3: Social Security**

Name	Pins	Gms	True Average	Book Ave	High Game	High Sers	Points Won	Points Lost	%Won
Martin, Claude	15355	84	182.80	194	245	617	42.5	41.5	50.60%
Dickson, Jeffrey	2506	15	167.07	176	209	512	4.0	11.0	26.67%
Jaehnig, Richard	17972	99	181.54	195	265	618	38.5	60.5	38.89%
Bushell, Robert	17741	96	184.80	178	278	634	40.0	56.0	41.67%

**Team History**

Week No.	Bowling Date	Opp. Team	-1-	-2-	-3-	Total	Last Wk WON	Last Wk Lost	Points Won	Points Lost	Year-To-Date WON	Y-T-D LOST	High Game	High Sers
1	09/13/15	4	576	566	543	1685	8	8	8	8	8	8	576	1685
2	09/20/15	1	554	557	550	1661	4	12	12	20	12	20	576	1685
3	09/27/15	13	583	586	569	1738	9	7	21	27	21	27	586	1738
4	10/04/15	5	549	503	571	1623	4	12	25	39	25	39	586	1738
5	10/04/15	11	474	540	506	1520	2	14	27	53	27	53	586	1738
6	10/11/15	1	550	600	<b>604</b>	1754	8	8	35	61	35	61	604	1754
7	10/18/15	9	532	489	<b>601</b>	1622	7½	8½	42½	69½	42½	69½	604	1754
8	10/18/15	14	<b>551</b>	<b>521</b>	571	<b>1643</b>	9½	6½	52	76	52	76	604	1754
9	10/25/15	8	498	555	591	1644	6	10	58	86	58	86	604	1754
10	11/01/15	12	508	<b>551</b>	519	1578	5	11	63	97	63	97	604	1754
11	11/01/15	7	587	515	524	1626	7	9	70	106	70	106	604	1754
12	11/08/15	5	481	<b>584</b>	584	1649	5	11	75	117	75	117	604	1754
13	11/15/15	6	<b>529</b>	490	514	1533	6	10	81	127	81	127	604	1754
14	11/22/15	10	567	<b>629</b>	566	1762	11	5	92	132	92	132	629	1762
15	11/29/15	2	<b>548</b>	493	<b>649</b>	<b>1690</b>	10	6	102	138	102	138	649	1762
16	12/06/15	14	581	<b>617</b>	492	<b>1690</b>	6	10	108	148	108	148	649	1762

**End of 1st part**

17	12/13/15	4	534	506	515	1555	3	13	3	13	111	161	649	1762
18	12/13/15	1	479	576	<b>595</b>	1650	5	11	8	24	116	172	649	1762
19	12/20/15	13	489	530	534	1553	7	9	15	33	123	181	649	1762
20	12/27/15	5	<b>588</b>	628	<b>581</b>	<b>1797</b>	14	2	29	35	137	183	649	1797
21	12/27/15	11	486	588	536	1610	2	14	31	49	139	197	649	1797
22	01/03/16	10	489	521	544	1554	2	14	33	63	141	211	649	1797
23	01/10/16	9	519	586	571	1676	1½	14½	34½	77½	142½	225½	649	1797
24	01/17/16	14	476	523	<b>610</b>	1609	7	9	41½	86½	149½	234½	649	1797
25	01/24/16	8	544	524	524	1592	6½	9½	48	96	156	244	649	1797
26	01/31/16	12	<b>548</b>	518	<b>670</b>	<b>1736</b>	11	5	59	101	167	249	670	1797
27	02/07/16	7	525	<b>612</b>	549	1686	6	10	65	111	173	259	670	1797
28	02/14/16	4	604	544	556	1704	5	11	70	122	178	270	670	1797
29	02/21/16	6	503	463	531	1497	4	12	74	134	182	282	670	1797
30	02/28/16	10	496	481	619	1596	9	7	83	141	191	289	670	1797
31	03/06/16	2	555	<b>534</b>	554	1643	7	9	90	150	198	298	670	1797
32	03/13/16	4	496	544	568	1608	3	13	93	163	201	311	670	1797
33	03/20/16	9	346	387	357	1090	1	12	94	175	202	323	670	1797

# Sunday Morning Threesome

Sunday 9:00 am

Classic Lanes

Lanes 3 - 16

Note: This report includes information through March 20 which is Week 33 of 33

## Claude Martin's Bowling Record - Team 3: Social Security

Week No.	Bowling Date	Old Ave	---Average Change---			Total	Pins	Gms	New - Old ---> +/-			High Game	High Sers	Points Won	Points Lost	%Won		
			-1-	-2-	-3-													
1	09/13/15	bk194	245	174	188	607	607	3	202.33	-	0.00	=	202.33	245	607	2.0	1.0	66.67%
2	09/20/15	bk194	224	171	157	552	1159	6	193.17	-	202.33	=	-9.17	245	607	3.0	3.0	50.00%
3	09/27/15	bk194	202	192	223	617	1776	9	197.33	-	193.17	=	4.17	245	617	5.0	4.0	55.56%
4	10/04/15	197	212	157	184	553	2329	12	194.08	-	197.33	=	-3.25	245	617	6.0	6.0	50.00%
5	10/04/15	194	160	170	157	487	2816	15	187.73	-	194.08	=	-6.35	245	617	6.0	9.0	40.00%
6	10/11/15	187	197	229	153	579	3395	18	188.61	-	187.73	=	0.88	245	617	8.0	10.0	44.44%
7	10/18/15	188	155	124	214	493	3888	21	185.14	-	188.61	=	-3.47	245	617	9.0	12.0	42.86%
8	10/18/15	185	204	199	186	589	4477	24	186.54	-	185.14	=	1.40	245	617	11.0	13.0	45.83%
9	10/25/15	186	184	202	168	554	5031	27	186.33	-	186.54	=	-0.21	245	617	12.0	15.0	44.44%
10	11/01/15	186	172	168	180	520	5551	30	185.03	-	186.33	=	-1.30	245	617	12.0	18.0	40.00%
11	11/01/15	185	205	182	196	583	6134	33	185.88	-	185.03	=	0.85	245	617	15.0	18.0	45.45%
12	11/08/15	185	155	194	202	551	6685	36	185.69	-	185.88	=	-0.18	245	617	16.0	20.0	44.44%
13	11/15/15	185	202	127	200	529	7214	39	184.97	-	185.69	=	-0.72	245	617	18.0	21.0	46.15%
14	11/22/15	184	191	182	161	534	7748	42	184.48	-	184.97	=	-0.50	245	617	21.0	21.0	50.00%
15	11/29/15	184	191	182	213	586	8334	45	185.20	-	184.48	=	0.72	245	617	23.0	22.0	51.11%
16	12/06/15	185	201	223	168	592	8926	48	185.96	-	185.20	=	0.76	245	617	24.0	24.0	50.00%

## End of 1st part

17	12/13/15	185	174	189	195	558	9484	51	185.96	-	185.96	=	0.00	245	617	24.0	27.0	47.06%
18	12/13/15	185				0	9484	51	185.96	-	185.96	=	0.00	245	617	24.0	27.0	47.06%
19	12/20/15	185	121	141	181	443	9927	54	183.83	-	185.96	=	-2.13	245	617	25.0	29.0	46.30%
20	12/27/15	183	184	212	170	566	10493	57	184.09	-	183.83	=	0.25	245	617	28.0	29.0	49.12%
21	12/27/15	184				0	10493	57	184.09	-	184.09	=	0.00	245	617	28.0	29.0	49.12%
22	01/03/16	184	150	143	169	462	10955	60	182.58	-	184.09	=	-1.50	245	617	28.0	32.0	46.67%
23	01/10/16	182	181	185	205	571	11526	63	182.95	-	182.58	=	0.37	245	617	28.5	34.5	45.24%
24	01/17/16	182	148	190	170	508	12034	66	182.33	-	182.95	=	-0.62	245	617	30.5	35.5	46.21%
25	01/24/16	182				0	12034	66	182.33	-	182.33	=	0.00	245	617	30.5	35.5	46.21%
26	01/31/16	182	169	199	241	609	12643	69	183.23	-	182.33	=	0.90	245	617	33.5	35.5	48.55%
27	02/07/16	183	199	235	149	583	13226	72	183.69	-	183.23	=	0.46	245	617	35.5	36.5	49.31%
28	02/14/16	183	234	200	182	616	13842	75	184.56	-	183.69	=	0.87	245	617	37.5	37.5	50.00%
29	02/21/16	184				0	13842	75	184.56	-	184.56	=	0.00	245	617	37.5	37.5	50.00%
30	02/28/16	184	151	147	205	503	14345	78	183.91	-	184.56	=	-0.65	245	617	39.5	38.5	50.64%
31	03/06/16	183	186	149	150	485	14830	81	183.09	-	183.91	=	-0.82	245	617	40.5	40.5	50.00%
32	03/13/16	183	163	159	203	525	15355	84	182.80	-	183.09	=	-0.29	245	617	42.5	41.5	50.60%
33	03/20/16	182				0	15355	84	182.80	-	182.80	=	0.00	245	617	42.5	41.5	50.60%

<100      100's      125's      150's      175's      200's      225's      250's      275's      300's

2      7      25      26      19      5

<400      400's      450's      500's      550's      600's      650's      700's      750's      800's

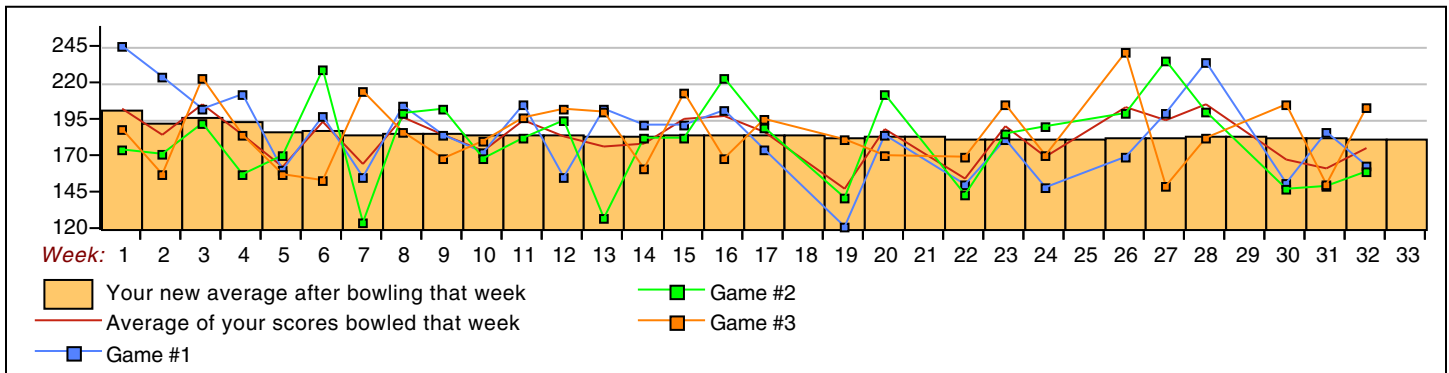
1      4      6      13      4

Ave of Game 1      Ave of Game 2      Ave of Game 3

184.29      179.46      184.64

## High Scores by Game

Game #1: 245 on week 1    Game #2: 235 on week 27    Game #3: 241 on week 26



# Sunday Morning Threesome

Sunday 9:00 am

Classic Lanes

Lanes 3 - 16

Note: This report includes information through March 20 which is Week 33 of 33

## Jeffrey Dickson's Bowling Record - Team 3: Social Security

Week No.	Bowling Date	Old Ave	---Average Change---			Total	Pins	Gms	---Average Change---			High Game	High Sers	Points Won	Points Lost	%Won	
			-1-	-2-	-3-				New - Old	--- +/-							
1	09/13/15	180				0	0	0	-	0.00	=	0.00	0	0			0.00%
2	09/20/15	180				0	0	0	-	0.00	=	0.00	0	0			0.00%
3	09/27/15	180				0	0	0	-	0.00	=	0.00	0	0			0.00%
4	10/04/15	180				0	0	0	-	0.00	=	0.00	0	0			0.00%
5	10/04/15	180				0	0	0	-	0.00	=	0.00	0	0			0.00%
6	10/11/15	180				0	0	0	-	0.00	=	0.00	0	0			0.00%
7	10/18/15	180				0	0	0	-	0.00	=	0.00	0	0			0.00%
8	10/18/15	180				0	0	0	-	0.00	=	0.00	0	0			0.00%
9	10/25/15	180				0	0	0	-	0.00	=	0.00	0	0			0.00%
10	11/01/15	180				0	0	0	-	0.00	=	0.00	0	0			0.00%
11	11/01/15	180				0	0	0	-	0.00	=	0.00	0	0			0.00%
12	11/08/15	180				0	0	0	-	0.00	=	0.00	0	0			0.00%
13	11/15/15	180				0	0	0	-	0.00	=	0.00	0	0			0.00%
14	11/22/15	180				0	0	0	-	0.00	=	0.00	0	0			0.00%
15	11/29/15	180				0	0	0	-	0.00	=	0.00	0	0			0.00%
16	12/06/15	180				0	0	0	-	0.00	=	0.00	0	0			0.00%

## End of 1st part

17	12/13/15	180				0	0	0	-	0.00	=	0.00	0	0			0.00%	
18	12/13/15	bk176	145	180	154	479	479	3	159.67	-	0.00	=	159.67	180	479	3.0	0.00%	
19	12/20/15	bk176				0	479	3	159.67	-	159.67	=	0.00	180	479	3.0	0.00%	
20	12/27/15	bk176				0	479	3	159.67	-	159.67	=	0.00	180	479	3.0	0.00%	
21	12/27/15	bk176	145	175	190	510	989	6	164.83	-	159.67	=	5.17	190	510	1.0	5.0	16.67%
22	01/03/16	bk176				0	989	6	164.83	-	164.83	=	0.00	190	510	1.0	5.0	16.67%
23	01/10/16	bk176				0	989	6	164.83	-	164.83	=	0.00	190	510	1.0	5.0	16.67%
24	01/17/16	bk176				0	989	6	164.83	-	164.83	=	0.00	190	510	1.0	5.0	16.67%
25	01/24/16	bk176	145	178	182	505	1494	9	166.00	-	164.83	=	1.17	190	510	2.0	7.0	22.22%
26	01/31/16	166				0	1494	9	166.00	-	166.00	=	0.00	190	510	2.0	7.0	22.22%
27	02/07/16	166				0	1494	9	166.00	-	166.00	=	0.00	190	510	2.0	7.0	22.22%
28	02/14/16	166				0	1494	9	166.00	-	166.00	=	0.00	190	510	2.0	7.0	22.22%
29	02/21/16	166	136	155	209	500	1994	12	166.17	-	166.00	=	0.17	209	510	3.0	9.0	25.00%
30	02/28/16	166				0	1994	12	166.17	-	166.17	=	0.00	209	510	3.0	9.0	25.00%
31	03/06/16	166				0	1994	12	166.17	-	166.17	=	0.00	209	510	3.0	9.0	25.00%
32	03/13/16	166	158	180	174	512	2506	15	167.07	-	166.17	=	0.90	209	512	4.0	11.0	26.67%
33	03/20/16	167				0	2506	15	167.07	-	167.07	=	0.00	209	512	4.0	11.0	26.67%

<100    100's    125's    150's    175's    200's    225's    250's    275's    300's

4    4    6    1

<400    400's    450's    500's    550's    600's    650's    700's    750's    800's

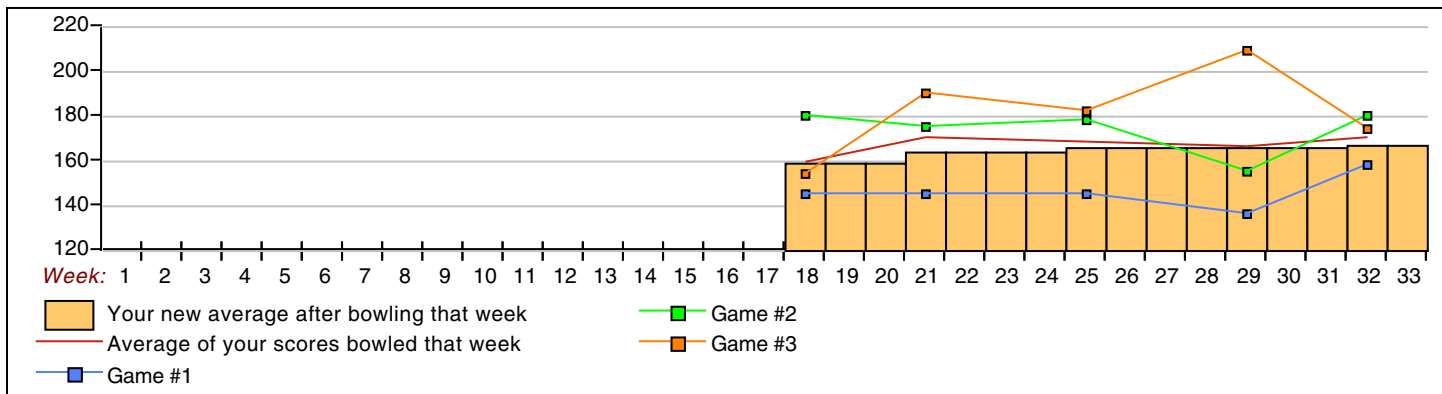
1    4

Ave of Game 1    Ave of Game 2    Ave of Game 3

145.80    173.60    181.80

### High Scores by Game

Game #1: 158 on week 32 Game #2: 180 on week 18 Game #3: 209 on week 29



Note: This report includes information through March 20 which is Week 33 of 33

### Richard Jaehnig's Bowling Record - Team 3: Social Security

Week No.	Bowling Date	Old Ave	---Average Change---			Total	Pins	Gms	New - Old ---> +/-			High Game	High Sers	Points Won	Points Lost	%Won		
			-1-	-2-	-3-					=								
1	09/13/15	bk195	159	<b>204</b>	<b>203</b>	566	566	3	188.67	-	0.00	=	<b>188.67</b>	204	566	2.0	1.0	66.67%
2	09/20/15	bk195	151	<b>199</b>	<b>211</b>	561	1127	6	187.83	-	188.67	=	<b>-0.83</b>	211	566	4.0	2.0	66.67%
3	09/27/15	bk195	168	171	175	514	1641	9	182.33	-	187.83	=	<b>-5.50</b>	211	566	4.0	5.0	44.44%
4	10/04/15	182	144	142	<b>181</b>	467	2108	12	175.67	-	182.33	=	<b>-6.67</b>	211	566	5.0	7.0	41.67%
5	10/04/15	175	145	<b>191</b>	<b>168</b>	504	2612	15	174.13	-	175.67	=	<b>-1.53</b>	211	566	6.0	9.0	40.00%
6	10/11/15	174	168	200	173	541	3153	18	175.17	-	174.13	=	<b>1.03</b>	211	566	6.0	12.0	33.33%
7	10/18/15	175	178	<b>179</b>	<b>186</b>	543	3696	21	176.00	-	175.17	=	<b>0.83</b>	211	566	7.5	13.5	35.71%
8	10/18/15	176	<b>209</b>	<b>169</b>	<b>205</b>	583	4279	24	178.29	-	176.00	=	<b>2.29</b>	211	583	9.5	14.5	39.58%
9	10/25/15	178	<b>197</b>	189	<b>211</b>	597	4876	27	180.59	-	178.29	=	<b>2.30</b>	211	597	11.5	15.5	42.59%
10	11/01/15	180	142	<b>168</b>	<b>190</b>	500	5376	30	179.20	-	180.59	=	<b>-1.39</b>	211	597	13.5	16.5	45.00%
11	11/01/15	179	173	172	137	482	5858	33	177.52	-	179.20	=	<b>-1.68</b>	211	597	13.5	19.5	40.91%
12	11/08/15	177	169	164	<b>197</b>	530	6388	36	177.44	-	177.52	=	<b>-0.07</b>	211	597	14.5	21.5	40.28%
13	11/15/15	177	<b>177</b>	196	172	545	6933	39	177.77	-	177.44	=	<b>0.32</b>	211	597	15.5	23.5	39.74%
14	11/22/15	177	204	<b>197</b>	203	604	7537	42	179.45	-	177.77	=	<b>1.68</b>	211	604	16.5	25.5	39.29%
15	11/29/15	179	165	151	<b>223</b>	539	8076	45	179.47	-	179.45	=	<b>0.01</b>	223	604	17.5	27.5	38.89%
16	12/06/15	179	179	169	150	498	8574	48	178.63	-	179.47	=	<b>-0.84</b>	223	604	17.5	30.5	36.46%

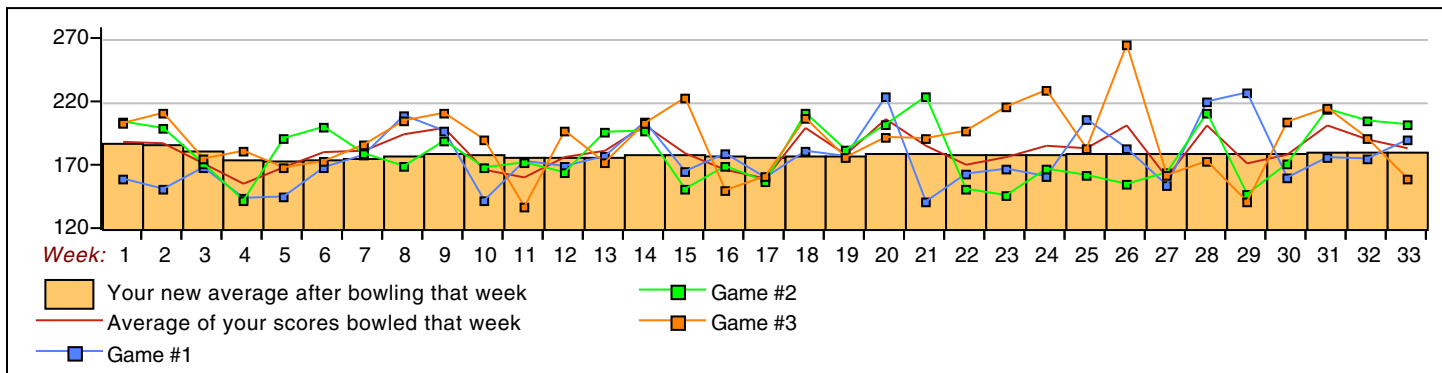
### End of 1st part

17	12/13/15	178	160	157	161	478	9052	51	177.49	-	178.63	=	<b>-1.13</b>	223	604	17.5	33.5	34.31%
18	12/13/15	177	181	<b>211</b>	<b>207</b>	599	9651	54	178.72	-	177.49	=	<b>1.23</b>	223	604	19.5	34.5	36.11%
19	12/20/15	178	177	<b>182</b>	<b>176</b>	535	10186	57	178.70	-	178.72	=	<b>-0.02</b>	223	604	21.5	35.5	37.72%
20	12/27/15	178	<b>224</b>	<b>202</b>	<b>192</b>	618	10804	60	180.07	-	178.70	=	<b>1.36</b>	224	618	24.5	35.5	40.83%
21	12/27/15	180	141	<b>224</b>	191	556	11360	63	180.32	-	180.07	=	<b>0.25</b>	224	618	25.5	37.5	40.48%
22	01/03/16	180	163	151	197	511	11871	66	179.86	-	180.32	=	<b>-0.45</b>	224	618	25.5	40.5	38.64%
23	01/10/16	179	167	146	216	529	12400	69	179.71	-	179.86	=	<b>-0.15</b>	224	618	25.5	43.5	36.96%
24	01/17/16	179	161	167	<b>229</b>	557	12957	72	179.96	-	179.71	=	<b>0.25</b>	229	618	26.5	45.5	36.81%
25	01/24/16	179	<b>206</b>	162	<b>183</b>	551	13508	75	180.11	-	179.96	=	<b>0.15</b>	229	618	28.5	46.5	38.00%
26	01/31/16	180	<b>183</b>	155	<b>265</b>	603	14111	78	180.91	-	180.11	=	<b>0.80</b>	265	618	30.5	47.5	39.10%
27	02/07/16	180	154	164	162	480	14591	81	180.14	-	180.91	=	<b>-0.77</b>	265	618	30.5	50.5	37.65%
28	02/14/16	180	<b>220</b>	<b>211</b>	<b>173</b>	604	15195	84	180.89	-	180.14	=	<b>0.76</b>	265	618	33.5	50.5	39.88%
29	02/21/16	180	<b>227</b>	147	141	515	15710	87	180.57	-	180.89	=	<b>-0.32</b>	265	618	34.5	52.5	39.66%
30	02/28/16	180	160	171	<b>204</b>	535	16245	90	180.50	-	180.57	=	<b>-0.07</b>	265	618	35.5	54.5	39.44%
31	03/06/16	180	176	<b>214</b>	<b>215</b>	605	16850	93	181.18	-	180.50	=	<b>0.68</b>	265	618	37.5	55.5	40.32%
32	03/13/16	181	175	205	191	571	17421	96	181.47	-	181.18	=	<b>0.29</b>	265	618	37.5	58.5	39.06%
33	03/20/16	181	190	<b>202</b>	159	551	17972	99	181.54	-	181.47	=	<b>0.07</b>	265	618	38.5	60.5	38.89%

<u>&lt;100</u>	<u>100's</u>	<u>125's</u>	<u>150's</u>	<u>175's</u>	<u>200's</u>	<u>225's</u>	<u>250's</u>	<u>275's</u>	<u>300's</u>
		9	35	28	24	2	1		
<u>&lt;400</u>	<u>400's</u>	<u>450's</u>	<u>500's</u>	<u>550's</u>	<u>600's</u>	<u>650's</u>	<u>700's</u>	<u>750's</u>	<u>800's</u>
		5	13	10	5				
<u>Ave of Game 1</u>			<u>Ave of Game 2</u>			<u>Ave of Game 3</u>			
175.55			179.76			189.30			

#### High Scores by Game

Game #1: **227** on week **29** Game #2: **224** on week **21** Game #3: **265** on week **26**



# Sunday Morning Threesome

Sunday 9:00 am

*Classic Lanes*

Lanes 3 - 16

Note: This report includes information through March 20 which is Week 33 of 33

**Robert Bushell's Bowling Record - Team 3: Social Security**

Week No.	Bowling Date	Old Ave	---Average Change---			Total	Pins	Gms	New - Old ---> +/-			High Game	High Sers	Points Won	Points Lost	%Won		
			-1-	-2-	-3-													
1	09/13/15	bk178	172	<b>188</b>	152	512	512	3	170.67	-	0.00	=	170.67	188	512	1.0	2.0	33.33%
2	09/20/15	bk178	<b>179</b>	187	182	548	1060	6	176.67	-	170.67	=	6.00	188	548	2.0	4.0	33.33%
3	09/27/15	bk178	<b>213</b>	<b>223</b>	171	607	1667	9	185.22	-	176.67	=	8.56	223	607	4.0	5.0	44.44%
4	10/04/15	185	<b>193</b>	<b>204</b>	206	603	2270	12	189.17	-	185.22	=	3.94	223	607	6.0	6.0	50.00%
5	10/04/15	189	169	<b>179</b>	181	529	2799	15	186.60	-	189.17	=	-2.57	223	607	7.0	8.0	46.67%
6	10/11/15	186	185	171	<b>278</b>	634	3433	18	190.72	-	186.60	=	4.12	278	634	8.0	10.0	44.44%
7	10/18/15	190	<b>199</b>	<b>186</b>	<b>201</b>	586	4019	21	191.38	-	190.72	=	0.66	278	634	11.0	10.0	52.38%
8	10/18/15	191	138	153	180	471	4490	24	187.08	-	191.38	=	-4.30	278	634	11.5	12.5	47.92%
9	10/25/15	187	117	164	<b>212</b>	493	4983	27	184.56	-	187.08	=	-2.53	278	634	12.5	14.5	46.30%
10	11/01/15	184	194	<b>215</b>	149	558	5541	30	184.70	-	184.56	=	0.14	278	634	13.5	16.5	45.00%
11	11/01/15	184	<b>209</b>	161	<b>191</b>	561	6102	33	184.91	-	184.70	=	0.21	278	634	15.5	17.5	46.97%
12	11/08/15	184	157	<b>226</b>	185	568	6670	36	185.28	-	184.91	=	0.37	278	634	16.5	19.5	45.83%
13	11/15/15	185	150	<b>167</b>	142	459	7129	39	182.79	-	185.28	=	-2.48	278	634	17.5	21.5	44.87%
14	11/22/15	182	<b>172</b>	<b>250</b>	202	624	7753	42	184.60	-	182.79	=	1.80	278	634	19.5	22.5	46.43%
15	11/29/15	184	<b>192</b>	160	<b>213</b>	565	8318	45	184.84	-	184.60	=	0.25	278	634	21.5	23.5	47.78%
16	12/06/15	184	<b>201</b>	<b>225</b>	174	600	8918	48	185.79	-	184.84	=	0.95	278	634	23.5	24.5	48.96%

**End of 1st part**

17	12/13/15	185	<b>200</b>	160	159	519	9437	51	185.04	-	185.79	=	-0.75	278	634	24.5	26.5	48.04%
18	12/13/15	185	153	185	<b>234</b>	572	10009	54	185.35	-	185.04	=	0.31	278	634	25.5	28.5	47.22%
19	12/20/15	185	<b>191</b>	207	<b>177</b>	575	10584	57	185.68	-	185.35	=	0.33	278	634	27.5	29.5	48.25%
20	12/27/15	185	180	214	<b>219</b>	613	11197	60	186.62	-	185.68	=	0.93	278	634	28.5	31.5	47.50%
21	12/27/15	186	200	189	155	544	11741	63	186.37	-	186.62	=	-0.25	278	634	28.5	34.5	45.24%
22	01/03/16	186	<b>176</b>	<b>227</b>	178	581	12322	66	186.70	-	186.37	=	0.33	278	634	30.5	35.5	46.21%
23	01/10/16	186	171	<b>255</b>	150	576	12898	69	186.93	-	186.70	=	0.23	278	634	31.5	37.5	45.65%
24	01/17/16	186	167	166	<b>211</b>	544	13442	72	186.69	-	186.93	=	-0.23	278	634	32.5	39.5	45.14%
25	01/24/16	186	<b>193</b>	<b>184</b>	159	536	13978	75	186.37	-	186.69	=	-0.32	278	634	34.0	41.0	45.33%
26	01/31/16	186	<b>196</b>	164	164	524	14502	78	185.92	-	186.37	=	-0.45	278	634	35.0	43.0	44.87%
27	02/07/16	185	172	<b>213</b>	<b>238</b>	623	15125	81	186.73	-	185.92	=	0.81	278	634	37.0	44.0	45.68%
28	02/14/16	186	150	133	201	484	15609	84	185.82	-	186.73	=	-0.91	278	634	37.0	47.0	44.05%
29	02/21/16	185	140	161	181	482	16091	87	184.95	-	185.82	=	-0.87	278	634	37.0	50.0	42.53%
30	02/28/16	184	<b>185</b>	163	<b>210</b>	558	16649	90	184.99	-	184.95	=	0.03	278	634	39.0	51.0	43.33%
31	03/06/16	184	193	<b>171</b>	189	553	17202	93	184.97	-	184.99	=	-0.02	278	634	40.0	53.0	43.01%
32	03/13/16	184				0	17202	93	184.97	-	184.97	=	0.00	278	634	40.0	53.0	43.01%
33	03/20/16	184	156	185	198	539	17741	96	184.80	-	184.97	=	-0.17	278	634	40.0	56.0	41.67%

<u>&lt;100</u>	<u>100's</u>	<u>125's</u>	<u>150's</u>	<u>175's</u>	<u>200's</u>	<u>225's</u>	<u>250's</u>	<u>275's</u>	<u>300's</u>
	1	5	31	31	20	5	2	1	
<u>&lt;400</u>	<u>400's</u>	<u>450's</u>	<u>500's</u>	<u>550's</u>	<u>600's</u>	<u>650's</u>	<u>700's</u>	<u>750's</u>	<u>800's</u>
		5	9	11	7				

Ave of Game 1  
176.97
Ave of Game 2  
188.63
Ave of Game 3  
188.81

High Scores by Game

Game #1: **213** on week **3** Game #2: **255** on week **23** Game #3: **278** on week **6**

