

Sunday 9:00 am

Classic Lanes

Lanes 3 - 16

Note: This report includes information through March 20 which is Week 33 of 33

Team 5: Poms' Tire Service

Name	Pins	Gms	True Average	Book Ave	High Game	High Sers	Points Won	Points Lost	%Won
Secora Jr, John	10019	48	208.73	209	279	807	18.5	29.5	38.54%
Guida, John	13773	66	208.68	203	279	768	32.0	34.0	48.48%
Secora, John C.	19792	96	206.17	204	300	716	52.0	44.0	54.17%
Guida Sr, Nick	10221	60	170.35	187	234	570	24.0	36.0	40.00%

Team History

Week No.	Bowling Date	Opp. Team	-1-	-2-	-3-	Total	Last Wk WON	Last Wk Lost	Points Won	Points Lost	Year-To-Date WON	Y-T-D LOST	High Game	High Sers
1	09/13/15	6	550	481	548	1579	2	14	2	14	2	14	550	1579
2	09/20/15	8	562	529	511	1602	12	4	14	18	14	18	562	1602
3	09/27/15	14	638	633	675	1946	11	5	25	23	25	23	675	1946
4	10/04/15	3	579	568	653	1800	12	4	37	27	37	27	675	1946
5	10/04/15	10	539	548	493	1580	2	14	39	41	39	41	675	1946
6	10/11/15	12	504	583	618	1705	12	4	51	45	51	45	675	1946
7	10/18/15	12	563	606	597	1766	4	12	55	57	55	57	675	1946
8	10/18/15	13	498	540	581	1619	4	12	59	69	59	69	675	1946
9	10/25/15	1	518	619	543	1680	3	13	62	82	62	82	675	1946
10	11/01/15	2	597	495	588	1680	7	9	69	91	69	91	675	1946
11	11/01/15	9	538	569	457	1564	4	12	73	103	73	103	675	1946
12	11/08/15	3	546	541	593	1680	11	5	84	108	84	108	675	1946
13	11/15/15	11	597	620	559	1776	13½	2½	97½	110½	97½	110½	675	1946
14	11/22/15	7	602	660	654	1916	9	7	106½	117½	106½	117½	675	1946
15	11/29/15	4	649	625	569	1843	13	3	119½	120½	119½	120½	675	1946
16	12/06/15	7	575	649	587	1811	10	6	129½	126½	129½	126½	675	1946

End of 1st part

17	12/13/15	6	604	583	581	1768	8	8	8	8	137½	134½	675	1946
18	12/13/15	8	551	567	600	1718	5	11	13	19	142½	145½	675	1946
19	12/20/15	14	708	639	546	1893	10	6	23	25	152½	151½	708	1946
20	12/27/15	3	568	639	503	1710	2	14	25	39	154½	165½	708	1946
21	12/27/15	10	577	595	610	1782	9	7	34	46	163½	172½	708	1946
22	01/03/16	14	629	716	674	2019	7	9	41	55	170½	181½	716	2019
23	01/10/16	12	640	621	629	1890	13	3	54	58	183½	184½	716	2019
24	01/17/16	13	581	688	656	1925	4	12	58	70	187½	196½	716	2019
25	01/24/16	1	624	623	565	1812	8	8	66	78	195½	204½	716	2019
26	01/31/16	2	616	670	676	1962	12	4	78	82	207½	208½	716	2019
27	02/07/16	9	621	716	630	1967	8	8	86	90	215½	216½	716	2019
28	02/14/16	1	582	579	649	1810	1½	14½	87½	104½	217	231	716	2019
29	02/21/16	11	551	657	633	1841	6½	9½	94	114	223½	240½	716	2019
30	02/28/16	7	623	597	659	1879	9	7	103	121	232½	247½	716	2019
31	03/06/16	4	577	640	626	1843	11	5	114	126	243½	252½	716	2019
32	03/13/16	9	625	645	673	1943	8	8	122	134	251½	260½	716	2019
33	03/20/16	8	616	663	724	2003	13	3	135	137	264½	263½	724	2019

Sunday Morning Threesome

Sunday 9:00 am

Classic Lanes

Lanes 3 - 16

Note: This report includes information through March 20 which is Week 33 of 33

John Secora Jr's Bowling Record - Team 5: Poms' Tire Service

Week No.	Bowling Date	Old Ave	---Average Change---			Total	Pins	Gms	New - Old --> +/-			High Game	High Sers	Points Won	Points Lost	%Won		
			-1-	-2-	-3-					=								
1	09/13/15	bk209	188	168	191	547	547	3	182.33	-	0.00	=	182.33	191	547	3.0	3.0	0.00%
2	09/20/15	bk209				0	547	3	182.33	-	182.33	=	0.00	191	547	3.0	3.0	0.00%
3	09/27/15	bk209	225	245	236	706	1253	6	208.83	-	182.33	=	26.50	245	706	2.0	4.0	33.33%
4	10/04/15	bk209	205	184	258	647	1900	9	211.11	-	208.83	=	2.28	258	706	3.0	6.0	33.33%
5	10/04/15	211	187	182	174	543	2443	12	203.58	-	211.11	=	-7.53	258	706	3.0	9.0	25.00%
6	10/11/15	203				0	2443	12	203.58	-	203.58	=	0.00	258	706	3.0	9.0	25.00%
7	10/18/15	203				0	2443	12	203.58	-	203.58	=	0.00	258	706	3.0	9.0	25.00%
8	10/18/15	203				0	2443	12	203.58	-	203.58	=	0.00	258	706	3.0	9.0	25.00%
9	10/25/15	203				0	2443	12	203.58	-	203.58	=	0.00	258	706	3.0	9.0	25.00%
10	11/01/15	203				0	2443	12	203.58	-	203.58	=	0.00	258	706	3.0	9.0	25.00%
11	11/01/15	203	a183	a183	a183	549	2443	12	203.58	-	203.58	=	0.00	258	706	3.0	9.0	25.00%
12	11/08/15	203				0	2443	12	203.58	-	203.58	=	0.00	258	706	3.0	9.0	25.00%
13	11/15/15	203				0	2443	12	203.58	-	203.58	=	0.00	258	706	3.0	9.0	25.00%
14	11/22/15	203				0	2443	12	203.58	-	203.58	=	0.00	258	706	3.0	9.0	25.00%
15	11/29/15	203				0	2443	12	203.58	-	203.58	=	0.00	258	706	3.0	9.0	25.00%
16	12/06/15	203				0	2443	12	203.58	-	203.58	=	0.00	258	706	3.0	9.0	25.00%

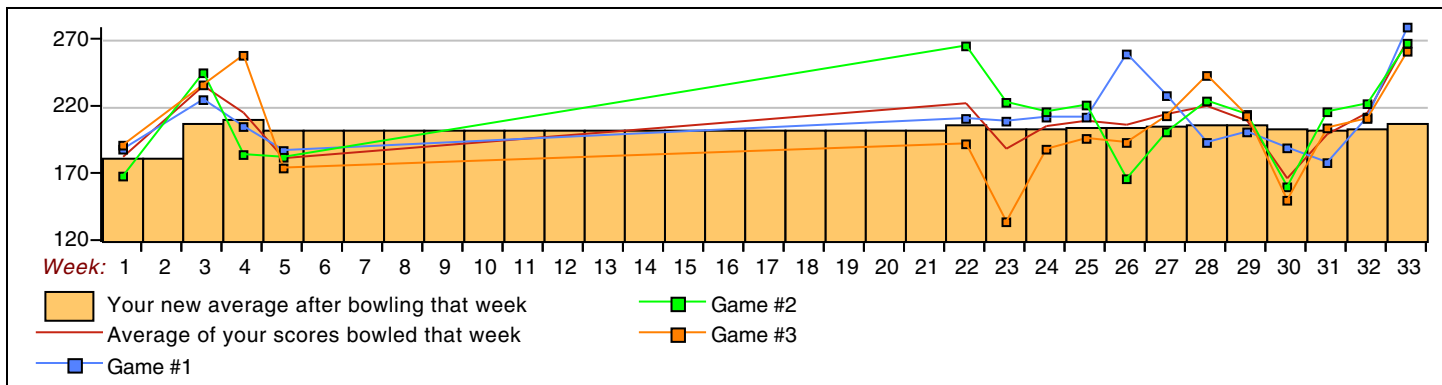
End of 1st part

17	12/13/15	203				0	2443	12	203.58	-	203.58	=	0.00	258	706	3.0	9.0	25.00%
18	12/13/15	203				0	2443	12	203.58	-	203.58	=	0.00	258	706	3.0	9.0	25.00%
19	12/20/15	203				0	2443	12	203.58	-	203.58	=	0.00	258	706	3.0	9.0	25.00%
20	12/27/15	203				0	2443	12	203.58	-	203.58	=	0.00	258	706	3.0	9.0	25.00%
21	12/27/15	203				0	2443	12	203.58	-	203.58	=	0.00	258	706	3.0	9.0	25.00%
22	01/03/16	203	211	265	192	668	3111	15	207.40	-	203.58	=	3.82	265	706	4.0	11.0	26.67%
23	01/10/16	207	209	223	134	566	3677	18	204.28	-	207.40	=	-3.12	265	706	6.0	12.0	33.33%
24	01/17/16	204	212	216	188	616	4293	21	204.43	-	204.28	=	0.15	265	706	6.0	15.0	28.57%
25	01/24/16	204	212	221	196	629	4922	24	205.08	-	204.43	=	0.65	265	706	8.0	16.0	33.33%
26	01/31/16	205	259	166	193	618	5540	27	205.19	-	205.08	=	0.10	265	706	9.0	18.0	33.33%
27	02/07/16	205	228	201	213	642	6182	30	206.07	-	205.19	=	0.88	265	706	10.0	20.0	33.33%
28	02/14/16	206	193	224	243	660	6842	33	207.33	-	206.07	=	1.27	265	706	11.0	22.0	33.33%
29	02/21/16	207	201	214	213	628	7470	36	207.50	-	207.33	=	0.17	265	706	12.5	23.5	34.72%
30	02/28/16	207	189	160	150	499	7969	39	204.33	-	207.50	=	-3.17	265	706	12.5	26.5	32.05%
31	03/06/16	204	178	216	204	598	8567	42	203.98	-	204.33	=	-0.36	265	706	14.5	27.5	34.52%
32	03/13/16	203	212	222	211	645	9212	45	204.71	-	203.98	=	0.73	265	706	15.5	29.5	34.44%
33	03/20/16	204	279	267	261	807	10019	48	208.73	-	204.71	=	4.02	279	807	18.5	29.5	38.54%

<u><100</u>	<u>100's</u>	<u>125's</u>	<u>150's</u>	<u>175's</u>	<u>200's</u>	<u>225's</u>	<u>250's</u>	<u>275's</u>	<u>300's</u>
		1	5	12	19	5	5	1	
<u><400</u>	<u>400's</u>	<u>450's</u>	<u>500's</u>	<u>550's</u>	<u>600's</u>	<u>650's</u>	<u>700's</u>	<u>750's</u>	<u>800's</u>
		1	2	2	7	2	1		1
<u>Ave of Game 1</u>			<u>Ave of Game 2</u>			<u>Ave of Game 3</u>			
211.75			210.88			203.56			

High Scores by Game

Game #1: 279 on week 33 Game #2: 267 on week 33 Game #3: 261 on week 33



Sunday Morning Threesome

Sunday 9:00 am

Classic Lanes

Lanes 3 - 16

Note: This report includes information through March 20 which is Week 33 of 33

John Guida's Bowling Record - Team 5: Poms' Tire Service

Week No.	Bowling Date	Old Ave	---Average Change---			Total	Pins	Gms	New - Old ---> +/-		High Game	High Sers	Points Won	Points Lost	%Won	
			-1-	-2-	-3-					=						
1	09/13/15	180				0	0	0	- 0.00	= 0.00	0	0			0.00%	
2	09/20/15	180				0	0	0	- 0.00	= 0.00	0	0			0.00%	
3	09/27/15	180				0	0	0	- 0.00	= 0.00	0	0			0.00%	
4	10/04/15	180				0	0	0	- 0.00	= 0.00	0	0			0.00%	
5	10/04/15	180				0	0	0	- 0.00	= 0.00	0	0			0.00%	
6	10/11/15	bk203				0	0	0	- 0.00	= 0.00	0	0			0.00%	
7	10/18/15	bk203	214	167	205	586	586	3	195.33	- 0.00	= 195.33	214	586	1.0	2.0	33.33%
8	10/18/15	bk203	156	172	191	519	1105	6	184.17	- 195.33	= -11.17	214	586	1.0	5.0	16.67%
9	10/25/15	bk203	193	202	183	578	1683	9	187.00	- 184.17	= 2.83	214	586	1.0	8.0	11.11%
10	11/01/15	187				0	1683	9	187.00	- 187.00	= 0.00	214	586	1.0	8.0	11.11%
11	11/01/15	187				0	1683	9	187.00	- 187.00	= 0.00	214	586	1.0	8.0	11.11%
12	11/08/15	187	209	158	243	610	2293	12	191.08	- 187.00	= 4.08	243	610	3.0	9.0	25.00%
13	11/15/15	191	247	209	175	631	2924	15	194.93	- 191.08	= 3.85	247	631	5.5	9.5	36.67%
14	11/22/15	194	206	205	201	612	3536	18	196.44	- 194.93	= 1.51	247	631	6.5	11.5	36.11%
15	11/29/15	196	247	207	188	642	4178	21	198.95	- 196.44	= 2.51	247	642	9.5	11.5	45.24%
16	12/06/15	198	222	191	209	622	4800	24	200.00	- 198.95	= 1.05	247	642	10.5	13.5	43.75%

End of 1st part

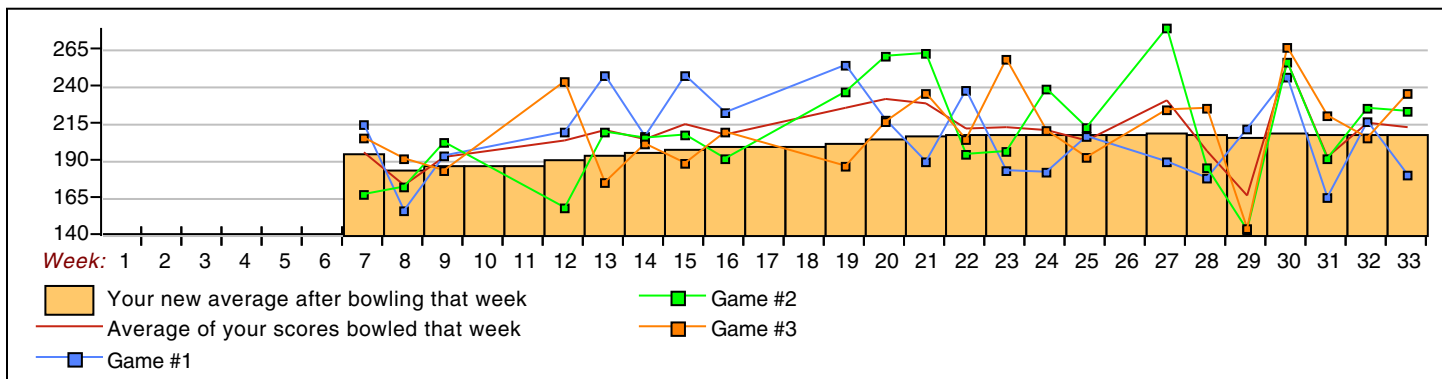
17	12/13/15	200				0	4800	24	200.00	- 200.00	= 0.00	247	642	10.5	13.5	43.75%
18	12/13/15	200				0	4800	24	200.00	- 200.00	= 0.00	247	642	10.5	13.5	43.75%
19	12/20/15	200	254	236	186	676	5476	27	202.81	- 200.00	= 2.81	254	676	12.5	14.5	46.30%
20	12/27/15	202	217	260	216	693	6169	30	205.63	- 202.81	= 2.82	260	693	14.5	15.5	48.33%
21	12/27/15	205	189	262	235	686	6855	33	207.73	- 205.63	= 2.09	262	693	16.5	16.5	50.00%
22	01/03/16	207	237	194	204	635	7490	36	208.06	- 207.73	= 0.33	262	693	17.5	18.5	48.61%
23	01/10/16	208	183	196	258	637	8127	39	208.38	- 208.06	= 0.33	262	693	18.5	20.5	47.44%
24	01/17/16	208	182	238	210	630	8757	42	208.50	- 208.38	= 0.12	262	693	18.5	23.5	44.05%
25	01/24/16	208	206	212	192	610	9367	45	208.16	- 208.50	= -0.34	262	693	19.5	25.5	43.33%
26	01/31/16	208				0	9367	45	208.16	- 208.16	= 0.00	262	693	19.5	25.5	43.33%
27	02/07/16	208	189	279	224	692	10059	48	209.56	- 208.16	= 1.41	279	693	22.5	25.5	46.88%
28	02/14/16	209	178	185	225	588	10647	51	208.76	- 209.56	= -0.80	279	693	23.0	28.0	45.10%
29	02/21/16	208	211	143	144	498	11145	54	206.39	- 208.76	= -2.38	279	693	24.0	30.0	44.44%
30	02/28/16	206	246	256	266	768	11913	57	209.00	- 206.39	= 2.61	279	768	27.0	30.0	47.37%
31	03/06/16	209	165	191	220	576	12489	60	208.15	- 209.00	= -0.85	279	768	28.0	32.0	46.67%
32	03/13/16	208	216	225	205	646	13135	63	208.49	- 208.15	= 0.34	279	768	30.0	33.0	47.62%
33	03/20/16	208	180	223	235	638	13773	66	208.68	- 208.49	= 0.19	279	768	32.0	34.0	48.48%

<u><100</u>	<u>100's</u>	<u>125's</u>	<u>150's</u>	<u>175's</u>	<u>200's</u>	<u>225's</u>	<u>250's</u>	<u>275's</u>	<u>300's</u>
		2	5	18	23	11	6	1	
<u><400</u>	<u>400's</u>	<u>450's</u>	<u>500's</u>	<u>550's</u>	<u>600's</u>	<u>650's</u>	<u>700's</u>	<u>750's</u>	<u>800's</u>
		1	1	4	11	4		1	

<u>Ave of Game 1</u>	<u>Ave of Game 2</u>	<u>Ave of Game 3</u>
206.68	209.59	209.77

High Scores by Game

Game #1: 254 on week 19 Game #2: 279 on week 27 Game #3: 266 on week 30



Sunday Morning Threesome

Sunday 9:00 am

Classic Lanes

Lanes 3 - 16

Note: This report includes information through March 20 which is Week 33 of 33

John C. Secora's Bowling Record - Team 5: Poms' Tire Service

Week No.	Bowling Date	Old Ave	Average			Total	Pins	Gms	---Average Change---			High Game	High Sers	Points Won	Points Lost	%Won		
			-1-	-2-	-3-				New	Old	---+/----							
1	09/13/15	bk204	194	222	195	611	611	3	203.67	-	0.00	=	203.67	222	611	2.0	1.0	66.67%
2	09/20/15	bk204	225	183	220	628	1239	6	206.50	-	203.67	=	2.83	225	628	5.0	1.0	83.33%
3	09/27/15	bk204	237	216	225	678	1917	9	213.00	-	206.50	=	6.50	237	678	7.0	2.0	77.78%
4	10/04/15	213	215	171	197	583	2500	12	208.33	-	213.00	=	-4.67	237	678	9.0	3.0	75.00%
5	10/04/15	208	179	188	167	534	3034	15	202.27	-	208.33	=	-6.07	237	678	9.0	6.0	60.00%
6	10/11/15	202	199	191	217	607	3641	18	202.28	-	202.27	=	0.01	237	678	12.0	6.0	66.67%
7	10/18/15	202	192	227	197	616	4257	21	202.71	-	202.28	=	0.44	237	678	13.0	8.0	61.90%
8	10/18/15	202	204	199	194	597	4854	24	202.25	-	202.71	=	-0.46	237	678	13.0	11.0	54.17%
9	10/25/15	202	166	227	202	595	5449	27	201.81	-	202.25	=	-0.44	237	678	16.0	11.0	59.26%
10	11/01/15	201	195	172	193	560	6009	30	200.30	-	201.81	=	-1.51	237	678	17.0	13.0	56.67%
11	11/01/15	200	212	224	142	578	6587	33	199.61	-	200.30	=	-0.69	237	678	18.0	15.0	54.55%
12	11/08/15	199				0	6587	33	199.61	-	199.61	=	0.00	237	678	18.0	15.0	54.55%
13	11/15/15	199	197	243	205	645	7232	36	200.89	-	199.61	=	1.28	243	678	21.0	15.0	58.33%
14	11/22/15	200	196	223	216	635	7867	39	201.72	-	200.89	=	0.83	243	678	23.0	16.0	58.97%
15	11/29/15	201	268	217	188	673	8540	42	203.33	-	201.72	=	1.62	268	678	25.0	17.0	59.52%
16	12/06/15	203	172	258	246	676	9216	45	204.80	-	203.33	=	1.47	268	678	27.0	18.0	60.00%

End of 1st part

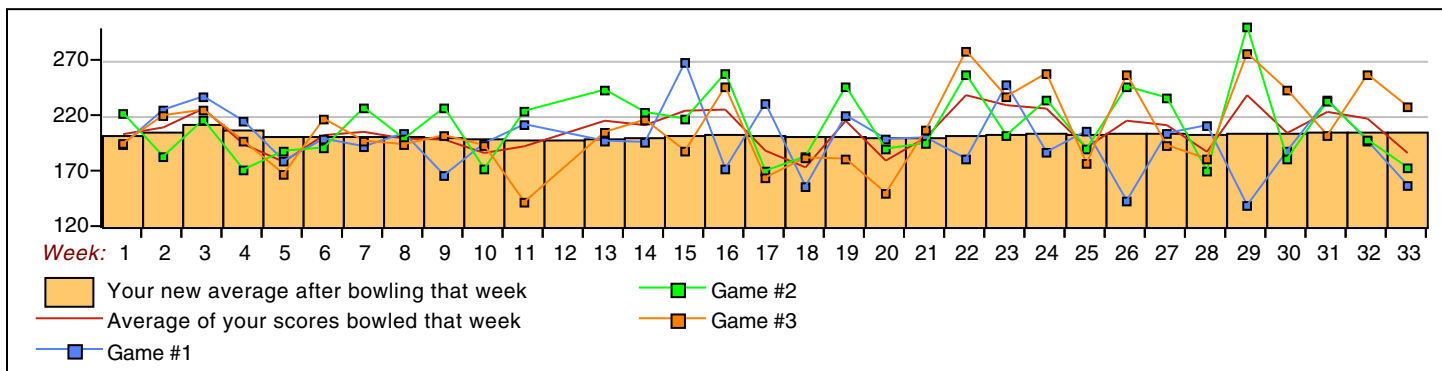
17	12/13/15	204	231	170	164	565	9781	48	203.77	-	204.80	=	-1.03	268	678	27.0	21.0	56.25%
18	12/13/15	203	156	183	182	521	10302	51	202.00	-	203.77	=	-1.77	268	678	28.0	23.0	54.90%
19	12/20/15	202	220	246	181	647	10949	54	202.76	-	202.00	=	0.76	268	678	30.0	24.0	55.56%
20	12/27/15	202	199	190	150	539	11488	57	201.54	-	202.76	=	-1.22	268	678	30.0	27.0	52.63%
21	12/27/15	201	200	195	207	602	12090	60	201.50	-	201.54	=	-0.04	268	678	32.0	28.0	53.33%
22	01/03/16	201	181	257	278	716	12806	63	203.27	-	201.50	=	1.77	278	716	34.0	29.0	53.97%
23	01/10/16	203	248	202	237	687	13493	66	204.44	-	203.27	=	1.17	278	716	37.0	29.0	56.06%
24	01/17/16	204	187	234	258	679	14172	69	205.39	-	204.44	=	0.95	278	716	39.0	30.0	56.52%
25	01/24/16	205	206	190	177	573	14745	72	204.79	-	205.39	=	-0.60	278	716	40.0	32.0	55.56%
26	01/31/16	204	143	246	257	646	15391	75	205.21	-	204.79	=	0.42	278	716	42.0	33.0	56.00%
27	02/07/16	205	204	236	193	633	16024	78	205.44	-	205.21	=	0.22	278	716	43.0	35.0	55.13%
28	02/14/16	205	211	170	181	562	16586	81	204.77	-	205.44	=	-0.67	278	716	43.0	38.0	53.09%
29	02/21/16	204	139	300	276	715	17301	84	205.96	-	204.77	=	1.20	300	716	45.0	39.0	53.57%
30	02/28/16	205	188	181	243	612	17913	87	205.90	-	205.96	=	-0.07	300	716	46.0	41.0	52.87%
31	03/06/16	205	234	233	202	669	18582	90	206.47	-	205.90	=	0.57	300	716	49.0	41.0	54.44%
32	03/13/16	206	197	198	257	652	19234	93	206.82	-	206.47	=	0.35	300	716	51.0	42.0	54.84%
33	03/20/16	206	157	173	228	558	19792	96	206.17	-	206.82	=	-0.65	300	716	52.0	44.0	54.17%

<u><100</u>	<u>100's</u>	<u>125's</u>	<u>150's</u>	<u>175's</u>	<u>200's</u>	<u>225's</u>	<u>250's</u>	<u>275's</u>	<u>300's</u>
		3	12	33	21	18	6	2	1
<u><400</u>	<u>400's</u>	<u>450's</u>	<u>500's</u>	<u>550's</u>	<u>600's</u>	<u>650's</u>	<u>700's</u>	<u>750's</u>	<u>800's</u>
			3	9	11	7	2		

<u>Ave of Game 1</u>	<u>Ave of Game 2</u>	<u>Ave of Game 3</u>
198.50	211.41	208.59

High Scores by Game

Game #1: 268 on week 15 Game #2: 300 on week 29 Game #3: 278 on week 22



Sunday Morning Threesome

Sunday 9:00 am

Classic Lanes

Lanes 3 - 16

Note: This report includes information through March 20 which is Week 33 of 33

Nick Guida's Bowling Record - Team 5: Poms' Tire Service

Week No.	Bowling Date	Old Ave	Average			Total	Pins	Gms	---Average Change---			High Game	High Sers	Points Won	Points Lost	%Won		
			-1-	-2-	-3-				New	Old	+/-							
1	09/13/15	bk187	168	91	162	421	421	3	140.33	-	0.00	=	140.33	168	421	3.0	0.00%	
2	09/20/15	bk187	180	180	155	515	936	6	156.00	-	140.33	=	15.67	180	515	2.0	4.0	33.33%
3	09/27/15	bk187	176	172	214	562	1498	9	166.44	-	156.00	=	10.44	214	562	4.0	5.0	44.44%
4	10/04/15	166	159	213	198	570	2068	12	172.33	-	166.44	=	5.89	214	570	6.0	6.0	50.00%
5	10/04/15	172	173	178	152	503	2571	15	171.40	-	172.33	=	-0.93	214	570	8.0	7.0	53.33%
6	10/11/15	171	134	149	211	494	3065	18	170.28	-	171.40	=	-1.12	214	570	11.0	7.0	61.11%
7	10/18/15	170	157	212	195	564	3629	21	172.81	-	170.28	=	2.53	214	570	13.0	8.0	61.90%
8	10/18/15	172	138	169	196	503	4132	24	172.17	-	172.81	=	-0.64	214	570	15.0	9.0	62.50%
9	10/25/15	172	159	190	158	507	4639	27	171.81	-	172.17	=	-0.35	214	570	15.0	12.0	55.56%
10	11/01/15	171	178	139	172	489	5128	30	170.93	-	171.81	=	-0.88	214	570	16.0	14.0	53.33%
11	11/01/15	170	143	162	132	437	5565	33	168.64	-	170.93	=	-2.30	214	570	16.0	17.0	48.48%
12	11/08/15	168	148	215	179	542	6107	36	169.64	-	168.64	=	1.00	215	570	18.0	18.0	50.00%
13	11/15/15	169	153	168	179	500	6607	39	169.41	-	169.64	=	-0.23	215	570	19.0	20.0	48.72%
14	11/22/15	169				0	6607	39	169.41	-	169.41	=	0.00	215	570	19.0	20.0	48.72%
15	11/29/15	169	134	201	193	528	7135	42	169.88	-	169.41	=	0.47	215	570	20.0	22.0	47.62%
16	12/06/15	169	181	200	132	513	7648	45	169.96	-	169.88	=	0.07	215	570	22.0	23.0	48.89%

End of 1st part

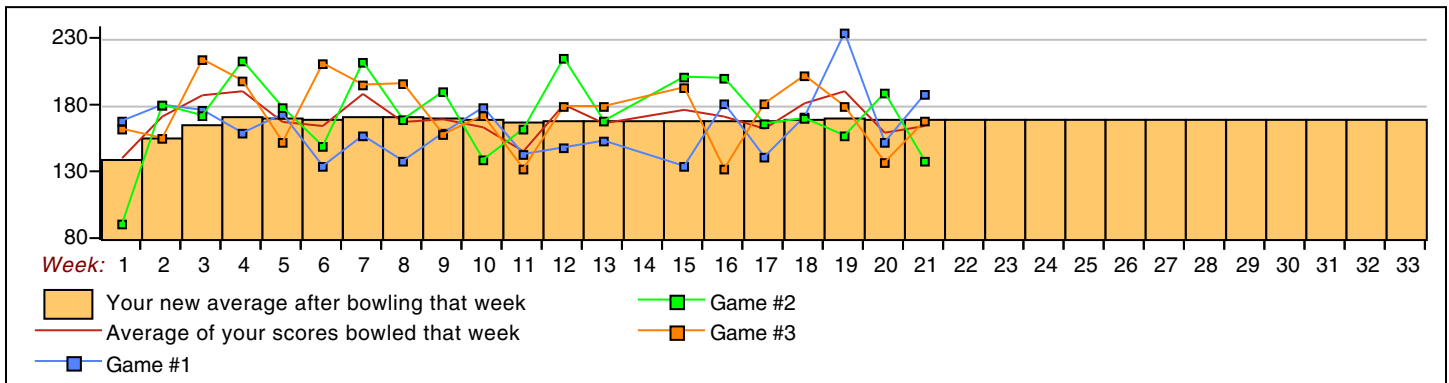
17	12/13/15	169	141	166	181	488	8136	48	169.50	-	169.96	=	-0.46	215	570	22.0	26.0	45.83%
18	12/13/15	169	171	170	202	543	8679	51	170.18	-	169.50	=	0.68	215	570	23.0	28.0	45.10%
19	12/20/15	170	234	157	179	570	9249	54	171.28	-	170.18	=	1.10	234	570	24.0	30.0	44.44%
20	12/27/15	171	152	189	137	478	9727	57	170.65	-	171.28	=	-0.63	234	570	24.0	33.0	42.11%
21	12/27/15	170	188	138	168	494	10221	60	170.35	-	170.65	=	-0.30	234	570	24.0	36.0	40.00%
22	01/03/16	170				0	10221	60	170.35	-	170.35	=	0.00	234	570	24.0	36.0	40.00%
23	01/10/16	170				0	10221	60	170.35	-	170.35	=	0.00	234	570	24.0	36.0	40.00%
24	01/17/16	170				0	10221	60	170.35	-	170.35	=	0.00	234	570	24.0	36.0	40.00%
25	01/24/16	170				0	10221	60	170.35	-	170.35	=	0.00	234	570	24.0	36.0	40.00%
26	01/31/16	170				0	10221	60	170.35	-	170.35	=	0.00	234	570	24.0	36.0	40.00%
27	02/07/16	170				0	10221	60	170.35	-	170.35	=	0.00	234	570	24.0	36.0	40.00%
28	02/14/16	170				0	10221	60	170.35	-	170.35	=	0.00	234	570	24.0	36.0	40.00%
29	02/21/16	170				0	10221	60	170.35	-	170.35	=	0.00	234	570	24.0	36.0	40.00%
30	02/28/16	170				0	10221	60	170.35	-	170.35	=	0.00	234	570	24.0	36.0	40.00%
31	03/06/16	170				0	10221	60	170.35	-	170.35	=	0.00	234	570	24.0	36.0	40.00%
32	03/13/16	170				0	10221	60	170.35	-	170.35	=	0.00	234	570	24.0	36.0	40.00%
33	03/20/16	170				0	10221	60	170.35	-	170.35	=	0.00	234	570	24.0	36.0	40.00%

<100	100's	125's	150's	175's	200's	225's	250's	275's	300's
1		12	21	17	8	1			
<400	400's	450's	500's	550's	600's	650's	700's	750's	800's
	2	5	9	4					

Ave of Game 1	Ave of Game 2	Ave of Game 3
163.35	172.95	174.75

High Scores by Game

Game #1: 234 on week 19 Game #2: 215 on week 12 Game #3: 214 on week 3



Sunday Morning Threesome

Sunday 9:00 am

Classic Lanes

Lanes 3 - 16

Note: This report includes information through March 20 which is Week 33 of 33

Dennis Mc Veigh's Bowling Record - Roving Substitute

Week No.	Bowling Date	Old Ave	---Average Change---			Total	Pins	Gms	New - Old ---> +/-		High Game	High Sers	Points Won	Points Lost	%Won
			-1-	-2-	-3-										
1	09/13/15	180				0	0	0	- 0.00 = 0.00	0	0			0.00%	
2	09/20/15	180				0	0	0	- 0.00 = 0.00	0	0			0.00%	
3	09/27/15	180				0	0	0	- 0.00 = 0.00	0	0			0.00%	
4	10/04/15	180				0	0	0	- 0.00 = 0.00	0	0			0.00%	
5	10/04/15	180				0	0	0	- 0.00 = 0.00	0	0			0.00%	
6	10/11/15	bk205	171	243	190	604	604	3	201.33 - 0.00 = 201.33	243	604	1.0	2.0	33.33%	
7	10/18/15	bk205				0	604	3	201.33 - 201.33 = 0.00	243	604	1.0	2.0	33.33%	
8	10/18/15	bk205				0	604	3	201.33 - 201.33 = 0.00	243	604	1.0	2.0	33.33%	
9	10/25/15	bk205				0	604	3	201.33 - 201.33 = 0.00	243	604	1.0	2.0	33.33%	
10	11/01/15	bk205	224	184	223	631	1235	6	205.83 - 201.33 = 4.50	243	631	2.0	4.0	33.33%	
11	11/01/15	bk205				0	1235	6	205.83 - 205.83 = 0.00	243	631	2.0	4.0	33.33%	
12	11/08/15	bk205				0	1235	6	205.83 - 205.83 = 0.00	243	631	2.0	4.0	33.33%	
13	11/15/15	bk205				0	1235	6	205.83 - 205.83 = 0.00	243	631	2.0	4.0	33.33%	
14	11/22/15	bk205	200	232	237	669	1904	9	211.56 - 205.83 = 5.72	243	669	4.0	5.0	44.44%	
15	11/29/15	211				0	1904	9	211.56 - 211.56 = 0.00	243	669	4.0	5.0	44.44%	
16	12/06/15	211				0	1904	9	211.56 - 211.56 = 0.00	243	669	4.0	5.0	44.44%	

End of 1st part

17	12/13/15	211	232	247	236	715	2619	12	218.25 - 211.56 = 6.69	247	715	7.0	5.0	58.33%
18	12/13/15	218	224	214	216	654	3273	15	218.20 - 218.25 = -0.05	247	715	8.0	7.0	53.33%
19	12/20/15	218				0	3273	15	218.20 - 218.20 = 0.00	247	715	8.0	7.0	53.33%
20	12/27/15	218				0	3273	15	218.20 - 218.20 = 0.00	247	715	8.0	7.0	53.33%
21	12/27/15	218				0	3273	15	218.20 - 218.20 = 0.00	247	715	8.0	7.0	53.33%
22	01/03/16	218				0	3273	15	218.20 - 218.20 = 0.00	247	715	8.0	7.0	53.33%
23	01/10/16	218				0	3273	15	218.20 - 218.20 = 0.00	247	715	8.0	7.0	53.33%
24	01/17/16	218				0	3273	15	218.20 - 218.20 = 0.00	247	715	8.0	7.0	53.33%
25	01/24/16	218				0	3273	15	218.20 - 218.20 = 0.00	247	715	8.0	7.0	53.33%
26	01/31/16	218	214	258	226	698	3971	18	220.61 - 218.20 = 2.41	258	715	10.0	8.0	55.56%
27	02/07/16	220				0	3971	18	220.61 - 220.61 = 0.00	258	715	10.0	8.0	55.56%
28	02/14/16	220				0	3971	18	220.61 - 220.61 = 0.00	258	715	10.0	8.0	55.56%
29	02/21/16	220				0	3971	18	220.61 - 220.61 = 0.00	258	715	10.0	8.0	55.56%
30	02/28/16	220				0	3971	18	220.61 - 220.61 = 0.00	258	715	10.0	8.0	55.56%
31	03/06/16	220				0	3971	18	220.61 - 220.61 = 0.00	258	715	10.0	8.0	55.56%
32	03/13/16	220				0	3971	18	220.61 - 220.61 = 0.00	258	715	10.0	8.0	55.56%
33	03/20/16	220				0	3971	18	220.61 - 220.61 = 0.00	258	715	10.0	8.0	55.56%

<100	100's	125's	150's	175's	200's	225's	250's	275's	300's
			1	2	7	7	1		
<400	400's	450's	500's	550's	600's	650's	700's	750's	800's
					2	3	1		

<u>Ave of Game 1</u>	<u>Ave of Game 2</u>	<u>Ave of Game 3</u>
210.83	229.67	221.33

High Scores by Game

Game #1: 232 on week 17 Game #2: 258 on week 26 Game #3: 237 on week 14

