

Sunday 9:00 am

Classic Lanes

Lanes 3 - 16

Note: This report includes information through March 20 which is Week 33 of 33

Team 6: Bob-A-Roos Boyz

Name	Pins	Gms	True Average	Book Ave	High Game	High Sers	Points Won	Points Lost	%Won
Juhay, Lisa	9615	45	213.67	211	269	739	24.0	21.0	53.33%
Traber, Jason	19339	93	207.95	200	279	745	50.0	43.0	53.76%
Cywinski, Brian	17535	99	177.12	195	244	619	53.0	46.0	53.54%
Miletti, Jim	10120	57	177.54	176	247	620	28.0	29.0	49.12%

Team History

Week No.	Bowling Date	Opp. Team	-1-	-2-	-3-	Total	Last Wk WON	Last Wk Lost	Points Won	Points Lost	Year-To-Date WON	Y-T-D LOST	High Game	High Sers
1	09/13/15	5	617	486	562	1665	14	2	14	2	14	2	617	1665
2	09/20/15	13	570	569	453	1592	9	7	23	9	23	9	617	1665
3	09/27/15	7	607	595	520	1722	12	4	35	13	35	13	617	1722
4	10/04/15	9	482	641	568	1691	7	9	42	22	42	22	641	1722
5	10/04/15	4	637	549	506	1692	10	6	52	28	52	28	641	1722
6	10/11/15	10	534	545	595	1674	6	10	58	38	58	38	641	1722
7	10/18/15	1	482	623	634	1739	11	5	69	43	69	43	641	1739
8	10/18/15	8	577	596	620	1793	12	4	81	47	81	47	641	1793
9	10/25/15	10	515	523	534	1572	9	7	90	54	90	54	641	1793
10	11/01/15	14	556	520	516	1592	3	13	93	67	93	67	641	1793
11	11/01/15	2	524	611	580	1715	7	9	100	76	100	76	641	1793
12	11/08/15	2	563	547	554	1664	8½	7½	108½	83½	108½	83½	641	1793
13	11/15/15	3	516	592	586	1694	10	6	118½	89½	118½	89½	641	1793
14	11/22/15	11	546	582	489	1617	5	11	123½	100½	123½	100½	641	1793
15	11/29/15	12	583	501	623	1707	1	15	124½	115½	124½	115½	641	1793
16	12/06/15	1	620	528	620	1768	12	4	136½	119½	136½	119½	641	1793

End of 1st part

17	12/13/15	5	612	525	541	1678	8	8	8	8	144½	127½	641	1793
18	12/13/15	13	619	508	558	1685	7	9	15	17	151½	136½	641	1793
19	12/20/15	7	570	566	544	1680	2	14	17	31	153½	150½	641	1793
20	12/27/15	9	633	584	601	1818	10	6	27	37	163½	156½	641	1818
21	12/27/15	4	607	534	553	1694	11	5	38	42	174½	161½	641	1818
22	01/03/16	4	658	671	623	1952	14	2	52	44	188½	163½	671	1952
23	01/10/16	1	608	528	551	1687	9	7	61	51	197½	170½	671	1952
24	01/17/16	8	614	656	553	1823	13	3	74	54	210½	173½	671	1952
25	01/24/16	10	542	624	639	1805	9	7	83	61	219½	180½	671	1952
26	01/31/16	14	623	576	617	1816	7	9	90	70	226½	189½	671	1952
27	02/07/16	2	627	568	594	1789	10	6	100	76	236½	195½	671	1952
28	02/14/16	14	503	575	561	1639	3	13	103	89	239½	208½	671	1952
29	02/21/16	3	598	612	551	1761	12	4	115	93	251½	212½	671	1952
30	02/28/16	11	655	738	638	2031	11	5	126	98	262½	217½	738	2031
31	03/06/16	12	675	593	728	1996	9	7	135	105	271½	224½	738	2031
32	03/13/16	7	553	590	651	1794	9	7	144	112	280½	231½	738	2031
33	03/20/16	10	499	541	597	1637	5	11	149	123	285½	242½	738	2031

Sunday Morning Threesome

Sunday 9:00 am

Classic Lanes

Lanes 3 - 16

Note: This report includes information through March 20 which is Week 33 of 33

Lisa Juhay's Bowling Record - Team 6: Bob-A-Roos Boyz

Week No.	Bowling Date	Old Ave	Average Change			Total	Pins	Gms	---Average Change---		High Game	High Sers	Points Won	Points Lost	%Won
			-1-	-2-	-3-				New - Old	---> +/-					
1	09/13/15	bk211				0	0	0	- 0.00	= 0.00	0	0			0.00%
2	09/20/15	bk211	a191	a191	a191	573	0	0	- 0.00	= 0.00	0	0			0.00%
3	09/27/15	bk211				0	0	0	- 0.00	= 0.00	0	0			0.00%
4	10/04/15	bk211				0	0	0	- 0.00	= 0.00	0	0			0.00%
5	10/04/15	bk211				0	0	0	- 0.00	= 0.00	0	0			0.00%
6	10/11/15	bk211				0	0	0	- 0.00	= 0.00	0	0			0.00%
7	10/18/15	bk211				0	0	0	- 0.00	= 0.00	0	0			0.00%
8	10/18/15	bk211				0	0	0	- 0.00	= 0.00	0	0			0.00%
9	10/25/15	bk211				0	0	0	- 0.00	= 0.00	0	0			0.00%
10	11/01/15	bk211				0	0	0	- 0.00	= 0.00	0	0			0.00%
11	11/01/15	bk211				0	0	0	- 0.00	= 0.00	0	0			0.00%
12	11/08/15	bk211				0	0	0	- 0.00	= 0.00	0	0			0.00%
13	11/15/15	bk211				0	0	0	- 0.00	= 0.00	0	0			0.00%
14	11/22/15	bk211				0	0	0	- 0.00	= 0.00	0	0			0.00%
15	11/29/15	bk211				0	0	0	- 0.00	= 0.00	0	0			0.00%
16	12/06/15	bk211				0	0	0	- 0.00	= 0.00	0	0			0.00%

End of 1st part

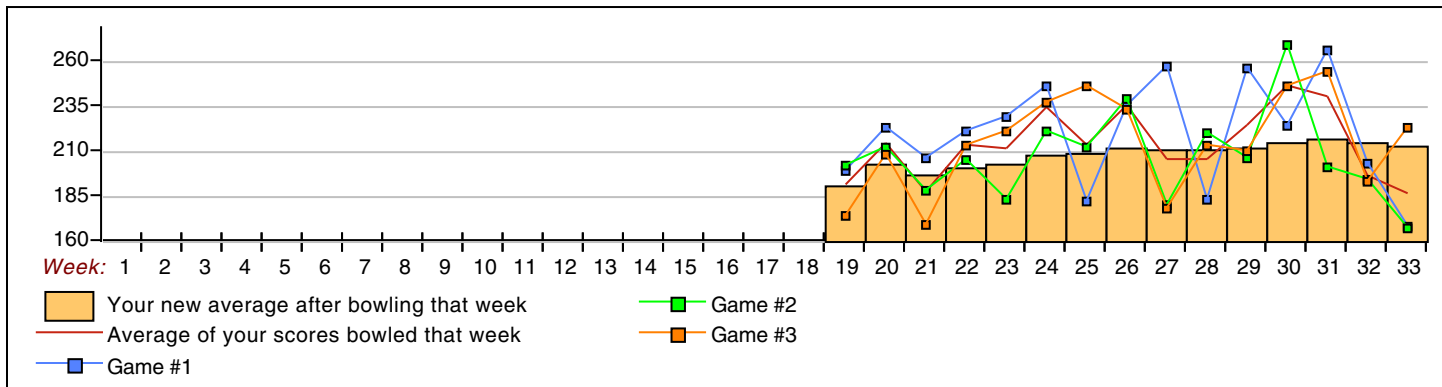
17	12/13/15	bk211				0	0	0	- 0.00	= 0.00	0	0			0.00%	
18	12/13/15	bk211				0	0	0	- 0.00	= 0.00	0	0			0.00%	
19	12/20/15	bk211	199	202	174	575	575	3	191.67	- 0.00	= 191.67	202	575	3.0	0.00%	
20	12/27/15	bk211	223	212	208	643	1218	6	203.00	- 191.67	= 11.33	223	643	6.0	0.00%	
21	12/27/15	bk211	206	188	169	563	1781	9	197.89	- 203.00	= -5.11	223	643	2.0	7.0	22.22%
22	01/03/16	197	221	205	213	639	2420	12	201.67	- 197.89	= 3.78	223	643	4.0	8.0	33.33%
23	01/10/16	201	229	183	221	633	3053	15	203.53	- 201.67	= 1.87	229	643	6.0	9.0	40.00%
24	01/17/16	203	246	221	237	704	3757	18	208.72	- 203.53	= 5.19	246	704	9.0	9.0	50.00%
25	01/24/16	208	182	212	246	640	4397	21	209.38	- 208.72	= 0.66	246	704	11.0	10.0	52.38%
26	01/31/16	209	235	239	233	707	5104	24	212.67	- 209.38	= 3.29	246	707	13.0	11.0	54.17%
27	02/07/16	212	257	180	178	615	5719	27	211.81	- 212.67	= -0.85	257	707	14.0	13.0	51.85%
28	02/14/16	211	183	220	213	616	6335	30	211.17	- 211.81	= -0.65	257	707	17.0	13.0	56.67%
29	02/21/16	211	256	206	210	672	7007	33	212.33	- 211.17	= 1.17	257	707	20.0	13.0	60.61%
30	02/28/16	212	224	269	246	739	7746	36	215.17	- 212.33	= 2.83	269	739	22.0	14.0	61.11%
31	03/06/16	215	266	201	254	721	8467	39	217.10	- 215.17	= 1.94	269	739	23.0	16.0	58.97%
32	03/13/16	217	203	194	193	590	9057	42	215.64	- 217.10	= -1.46	269	739	24.0	18.0	57.14%
33	03/20/16	215	168	167	223	558	9615	45	213.67	- 215.64	= -1.98	269	739	24.0	21.0	53.33%

<100	100's	125's	150's	175's	200's	225's	250's	275's	300's
			4	9	19	8	5		
<400	400's	450's	500's	550's	600's	650's	700's	750's	800's
			4	6	1	4			

Ave of Game 1	Ave of Game 2	Ave of Game 3
219.87	206.60	214.53

High Scores by Game

Game #1: 266 on week 31 Game #2: 269 on week 30 Game #3: 254 on week 31



Sunday Morning Threesome

Sunday 9:00 am

Classic Lanes

Lanes 3 - 16

Note: This report includes information through March 20 which is Week 33 of 33

Jason Traber's Bowling Record - Team 6: Bob-A-Roos Boyz

Week No.	Bowling Date	Old Ave	---Average Change---			Total	Pins	Gms	New - Old ---> +/-			High Game	High Sers	Points Won	Points Lost	%Won		
			-1-	-2-	-3-													
1	09/13/15	bk200	223	165	190	578	578	3	192.67	-	0.00	=	192.67	223	578	3.0		100.00%
2	09/20/15	bk200				0	578	3	192.67	-	192.67	=	0.00	223	578	3.0		100.00%
3	09/27/15	bk200	205	231	187	623	1201	6	200.17	-	192.67	=	7.50	231	623	5.0	1.0	83.33%
4	10/04/15	bk200	205	213	210	628	1829	9	203.22	-	200.17	=	3.06	231	628	7.0	2.0	77.78%
5	10/04/15	203	258	206	201	665	2494	12	207.83	-	203.22	=	4.61	258	665	10.0	2.0	83.33%
6	10/11/15	207	214	180	235	629	3123	15	208.20	-	207.83	=	0.37	258	665	11.0	4.0	73.33%
7	10/18/15	208	190	279	252	721	3844	18	213.56	-	208.20	=	5.36	279	721	14.0	4.0	77.78%
8	10/18/15	213	216	252	245	713	4557	21	217.00	-	213.56	=	3.44	279	721	16.0	5.0	76.19%
9	10/25/15	217	180	225	170	575	5132	24	213.83	-	217.00	=	-3.17	279	721	17.0	7.0	70.83%
10	11/01/15	213	255	216	189	660	5792	27	214.52	-	213.83	=	0.69	279	721	19.0	8.0	70.37%
11	11/01/15	214	216	214	243	673	6465	30	215.50	-	214.52	=	0.98	279	721	20.0	10.0	66.67%
12	11/08/15	215	192	201	183	576	7041	33	213.36	-	215.50	=	-2.14	279	721	21.0	12.0	63.64%
13	11/15/15	213	216	201	215	632	7673	36	213.14	-	213.36	=	-0.22	279	721	22.0	14.0	61.11%
14	11/22/15	213	204	192	150	546	8219	39	210.74	-	213.14	=	-2.40	279	721	22.0	17.0	56.41%
15	11/29/15	210	202	160	223	585	8804	42	209.62	-	210.74	=	-1.12	279	721	22.0	20.0	52.38%
16	12/06/15	209	245	225	213	683	9487	45	210.82	-	209.62	=	1.20	279	721	25.0	20.0	55.56%

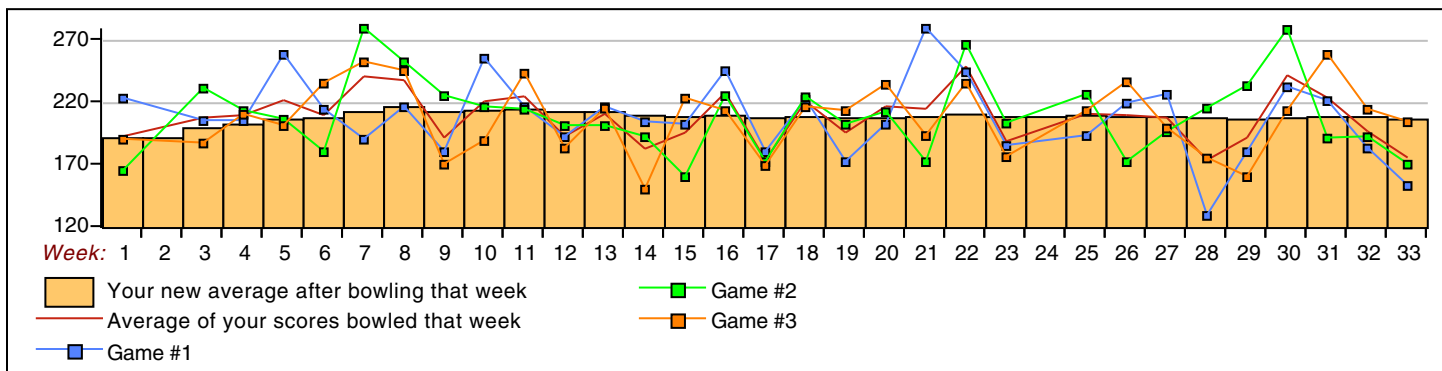
End of 1st part

17	12/13/15	210	180	172	169	521	10008	48	208.50	-	210.82	=	-2.32	279	721	25.0	23.0	52.08%
18	12/13/15	208	222	224	216	662	10670	51	209.22	-	208.50	=	0.72	279	721	26.0	25.0	50.98%
19	12/20/15	209	172	202	213	587	11257	54	208.46	-	209.22	=	-0.75	279	721	27.0	27.0	50.00%
20	12/27/15	208	202	212	234	648	11905	57	208.86	-	208.46	=	0.40	279	721	30.0	27.0	52.63%
21	12/27/15	208	279	172	193	644	12549	60	209.15	-	208.86	=	0.29	279	721	32.0	28.0	53.33%
22	01/03/16	209	244	266	235	745	13294	63	211.02	-	209.15	=	1.87	279	745	35.0	28.0	55.56%
23	01/10/16	211	185	203	176	564	13858	66	209.97	-	211.02	=	-1.05	279	745	37.0	29.0	56.06%
24	01/17/16	209				0	13858	66	209.97	-	209.97	=	0.00	279	745	37.0	29.0	56.06%
25	01/24/16	209	193	226	213	632	14490	69	210.00	-	209.97	=	0.03	279	745	39.0	30.0	56.52%
26	01/31/16	210	219	172	236	627	15117	72	209.96	-	210.00	=	-0.04	279	745	41.0	31.0	56.94%
27	02/07/16	209	226	196	199	621	15738	75	209.84	-	209.96	=	-0.12	279	745	43.0	32.0	57.33%
28	02/14/16	209	129	215	175	519	16257	78	208.42	-	209.84	=	-1.42	279	745	43.0	35.0	55.13%
29	02/21/16	208	180	233	160	573	16830	81	207.78	-	208.42	=	-0.65	279	745	45.0	36.0	55.56%
30	02/28/16	207	232	278	213	723	17553	84	208.96	-	207.78	=	1.19	279	745	47.0	37.0	55.95%
31	03/06/16	208	221	191	258	670	18223	87	209.46	-	208.96	=	0.50	279	745	48.0	39.0	55.17%
32	03/13/16	209	183	192	214	589	18812	90	209.02	-	209.46	=	-0.44	279	745	49.0	41.0	54.44%
33	03/20/16	209	153	170	204	527	19339	93	207.95	-	209.02	=	-1.08	279	745	50.0	43.0	53.76%

<100	100's	125's	150's	175's	200's	225's	250's	275's	300's
		1	12	21	35	15	6	3	
<400	400's	450's	500's	550's	600's	650's	700's	750's	800's
			4	8	9	6	4		
Ave of Game 1			Ave of Game 2			Ave of Game 3			
207.77			209.16			206.90			

High Scores by Game

Game #1: 279 on week 21 Game #2: 279 on week 7 Game #3: 258 on week 31



Sunday Morning Threesome

Sunday 9:00 am

Classic Lanes

Lanes 3 - 16

Note: This report includes information through March 20 which is Week 33 of 33

Brian Cywinski's Bowling Record - Team 6: Bob-A-Roos Boyz

Week No.	Bowling Date	Old Ave	---Average Change---			Total	Pins	Gms	New - Old ---> +/-			High Game	High Sers	Points Won	Points Lost	%Won		
			-1-	-2-	-3-													
1	09/13/15	bk195	202	181	159	542	542	3	180.67	-	0.00	=	180.67	202	542	1.0	2.0	33.33%
2	09/20/15	bk195	134	151	114	399	941	6	156.83	-	180.67	=	-23.83	202	542	1.0	5.0	16.67%
3	09/27/15	bk195	157	197	171	525	1466	9	162.89	-	156.83	=	6.06	202	542	2.0	7.0	22.22%
4	10/04/15	162	150	206	184	540	2006	12	167.17	-	162.89	=	4.28	206	542	4.0	8.0	33.33%
5	10/04/15	167	188	158	155	501	2507	15	167.13	-	167.17	=	-0.03	206	542	6.0	9.0	40.00%
6	10/11/15	167	161	174	191	526	3033	18	168.50	-	167.13	=	1.37	206	542	8.0	10.0	44.44%
7	10/18/15	168	160	162	190	512	3545	21	168.81	-	168.50	=	0.31	206	542	9.0	12.0	42.86%
8	10/18/15	168	203	169	171	543	4088	24	170.33	-	168.81	=	1.52	206	543	12.0	12.0	50.00%
9	10/25/15	170	178	136	177	491	4579	27	169.59	-	170.33	=	-0.74	206	543	13.0	14.0	48.15%
10	11/01/15	169	153	138	149	440	5019	30	167.30	-	169.59	=	-2.29	206	543	13.0	17.0	43.33%
11	11/01/15	167	154	191	162	507	5526	33	167.45	-	167.30	=	0.15	206	543	14.0	19.0	42.42%
12	11/08/15	167	184	193	182	559	6085	36	169.03	-	167.45	=	1.57	206	559	17.0	19.0	47.22%
13	11/15/15	169	146	234	176	556	6641	39	170.28	-	169.03	=	1.25	234	559	19.0	20.0	48.72%
14	11/22/15	170	195	210	172	577	7218	42	171.86	-	170.28	=	1.58	234	577	21.0	21.0	50.00%
15	11/29/15	171	202	183	234	619	7837	45	174.16	-	171.86	=	2.30	234	619	22.0	23.0	48.89%
16	12/06/15	174	234	128	217	579	8416	48	175.33	-	174.16	=	1.18	234	619	24.0	24.0	50.00%

End of 1st part

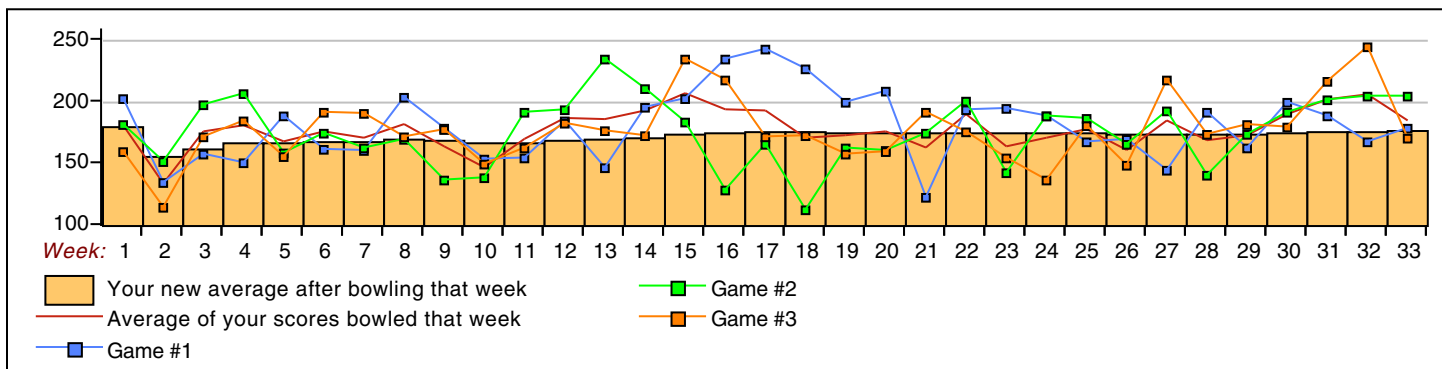
17	12/13/15	175	242	165	171	578	8994	51	176.35	-	175.33	=	1.02	242	619	27.0	24.0	52.94%
18	12/13/15	176	226	112	172	510	9504	54	176.00	-	176.35	=	-0.35	242	619	29.0	25.0	53.70%
19	12/20/15	176	199	162	157	518	10022	57	175.82	-	176.00	=	-0.18	242	619	30.0	27.0	52.63%
20	12/27/15	175	208	160	159	527	10549	60	175.82	-	175.82	=	-0.01	242	619	32.0	28.0	53.33%
21	12/27/15	175	122	174	191	487	11036	63	175.17	-	175.82	=	-0.64	242	619	34.0	29.0	53.97%
22	01/03/16	175	193	200	175	568	11604	66	175.82	-	175.17	=	0.64	242	619	36.0	30.0	54.55%
23	01/10/16	175	194	142	154	490	12094	69	175.28	-	175.82	=	-0.54	242	619	38.0	31.0	55.07%
24	01/17/16	175	188	188	136	512	12606	72	175.08	-	175.28	=	-0.19	242	619	40.0	32.0	55.56%
25	01/24/16	175	167	186	180	533	13139	75	175.19	-	175.08	=	0.10	242	619	41.0	34.0	54.67%
26	01/31/16	175	169	165	148	482	13621	78	174.63	-	175.19	=	-0.56	242	619	41.0	37.0	52.56%
27	02/07/16	174	144	192	217	553	14174	81	174.99	-	174.63	=	0.36	242	619	43.0	38.0	53.09%
28	02/14/16	174	191	140	173	504	14678	84	174.74	-	174.99	=	-0.25	242	619	43.0	41.0	51.19%
29	02/21/16	174	162	173	181	516	15194	87	174.64	-	174.74	=	-0.09	242	619	45.0	42.0	51.72%
30	02/28/16	174	199	191	179	569	15763	90	175.14	-	174.64	=	0.50	242	619	47.0	43.0	52.22%
31	03/06/16	175	188	201	216	605	16368	93	176.00	-	175.14	=	0.86	242	619	49.0	44.0	52.69%
32	03/13/16	176	167	204	244	615	16983	96	176.91	-	176.00	=	0.91	244	619	51.0	45.0	53.13%
33	03/20/16	176	178	204	170	552	17535	99	177.12	-	176.91	=	0.21	244	619	53.0	46.0	53.54%

<100	100's	125's	150's	175's	200's	225's	250's	275's	300's
	3	11	34	32	13	6			
<400	400's	450's	500's	550's	600's	650's	700's	750's	800's
1	1	4	15	9	3				

Ave of Game 1	Ave of Game 2	Ave of Game 3
179.94	174.85	176.58

High Scores by Game

Game #1: 242 on week 17 Game #2: 234 on week 13 Game #3: 244 on week 32



Sunday Morning Threesome

Sunday 9:00 am

Classic Lanes

Lanes 3 - 16

Note: This report includes information through March 20 which is Week 33 of 33

Jim Miletti's Bowling Record - Team 6: Bob-A-Roos Boyz

Week No.	Bowling Date	Old Ave	Average			Total	Pins	Gms	---Average Change---			High Game	High Sers	Points Won	Points Lost	%Won		
			-1-	-2-	-3-				New	Old	---> +/-							
1	09/13/15	bk176	192	140	213	545	545	3	181.67	-	0.00	=	181.67	213	545	3.0		100.00%
2	09/20/15	bk176	245	227	148	620	1165	6	194.17	-	181.67	=	12.50	245	620	5.0	1.0	83.33%
3	09/27/15	bk176	245	167	162	574	1739	9	193.22	-	194.17	=	-0.94	245	620	7.0	2.0	77.78%
4	10/04/15	193	127	222	174	523	2262	12	188.50	-	193.22	=	-4.72	245	620	8.0	4.0	66.67%
5	10/04/15	188	191	185	150	526	2788	15	185.87	-	188.50	=	-2.63	245	620	8.0	7.0	53.33%
6	10/11/15	185	159	191	169	519	3307	18	183.72	-	185.87	=	-2.14	245	620	9.0	9.0	50.00%
7	10/18/15	183	132	182	192	506	3813	21	181.57	-	183.72	=	-2.15	245	620	11.0	10.0	52.38%
8	10/18/15	181	158	175	204	537	4350	24	181.25	-	181.57	=	-0.32	245	620	11.0	13.0	45.83%
9	10/25/15	181	157	162	187	506	4856	27	179.85	-	181.25	=	-1.40	245	620	14.0	13.0	51.85%
10	11/01/15	179	148	166	178	492	5348	30	178.27	-	179.85	=	-1.59	245	620	15.0	15.0	50.00%
11	11/01/15	178	154	206	175	535	5883	33	178.27	-	178.27	=	0.01	245	620	16.0	17.0	48.48%
12	11/08/15	178	187	153	189	529	6412	36	178.11	-	178.27	=	-0.16	245	620	16.0	20.0	44.44%
13	11/15/15	178	154	157	195	506	6918	39	177.38	-	178.11	=	-0.73	245	620	18.0	21.0	46.15%
14	11/22/15	177	147	180	167	494	7412	42	176.48	-	177.38	=	-0.91	245	620	19.0	23.0	45.24%
15	11/29/15	176	179	158	166	503	7915	45	175.89	-	176.48	=	-0.59	245	620	19.0	26.0	42.22%
16	12/06/15	175	141	175	190	506	8421	48	175.44	-	175.89	=	-0.45	245	620	21.0	27.0	43.75%

End of 1st part

17	12/13/15	175	190	188	201	579	9000	51	176.47	-	175.44	=	1.03	245	620	24.0	27.0	47.06%
18	12/13/15	176	171	172	170	513	9513	54	176.17	-	176.47	=	-0.30	245	620	25.0	29.0	46.30%
19	12/20/15	176				0	9513	54	176.17	-	176.17	=	0.00	245	620	25.0	29.0	46.30%
20	12/27/15	176				0	9513	54	176.17	-	176.17	=	0.00	245	620	25.0	29.0	46.30%
21	12/27/15	176				0	9513	54	176.17	-	176.17	=	0.00	245	620	25.0	29.0	46.30%
22	01/03/16	176				0	9513	54	176.17	-	176.17	=	0.00	245	620	25.0	29.0	46.30%
23	01/10/16	176				0	9513	54	176.17	-	176.17	=	0.00	245	620	25.0	29.0	46.30%
24	01/17/16	176	180	247	180	607	10120	57	177.54	-	176.17	=	1.38	247	620	28.0	29.0	49.12%
25	01/24/16	177				0	10120	57	177.54	-	177.54	=	0.00	247	620	28.0	29.0	49.12%
26	01/31/16	177				0	10120	57	177.54	-	177.54	=	0.00	247	620	28.0	29.0	49.12%
27	02/07/16	177				0	10120	57	177.54	-	177.54	=	0.00	247	620	28.0	29.0	49.12%
28	02/14/16	177				0	10120	57	177.54	-	177.54	=	0.00	247	620	28.0	29.0	49.12%
29	02/21/16	177				0	10120	57	177.54	-	177.54	=	0.00	247	620	28.0	29.0	49.12%
30	02/28/16	177				0	10120	57	177.54	-	177.54	=	0.00	247	620	28.0	29.0	49.12%
31	03/06/16	177				0	10120	57	177.54	-	177.54	=	0.00	247	620	28.0	29.0	49.12%
32	03/13/16	177				0	10120	57	177.54	-	177.54	=	0.00	247	620	28.0	29.0	49.12%
33	03/20/16	177				0	10120	57	177.54	-	177.54	=	0.00	247	620	28.0	29.0	49.12%

<100	100's	125's	150's	175's	200's	225's	250's	275's	300's
		7	20	21	5	4			
<400	400's	450's	500's	550's	600's	650's	700's	750's	800's
		2	13	2	2				

<u>Ave of Game 1</u>	<u>Ave of Game 2</u>	<u>Ave of Game 3</u>
171.42	181.74	179.47

High Scores by Game

Game #1: 245 on week 2 Game #2: 247 on week 24 Game #3: 213 on week 1

