

Sunday 9:00 am

Classic Lanes

Lanes 3 - 16

Note: This report includes information through March 20 which is Week 33 of 33

Team 7: Unholy Rollers @ Friends

Name	Pins	Gms	True Average	Book Ave	High Game	High Sers	Points Won	Points Lost	%Won
Purdoff, Michael	8010	42	190.71	197	267	680	21.5	20.5	51.19%
Larson, David	15843	86	184.22	191	258	657	43.5	42.5	50.58%
Lake, Ted	19331	93	207.86	213	300	714	50.5	42.5	54.30%
Villeneuve, Jim	11129	54	206.09	211	280	680	29.0	22.0	56.86%
Lake, Carrie	3283	21	156.33	150	218	537	13.0	8.0	61.90%

Team History

Week No.	Bowling Date	Opp. Team	-1-	-2-	-3-	Total	Last Wk WON	Last Wk Lost	Points Won	Points Lost	Year-To-Date WON	Y-T-D LOST	High Game	High Sers
1	09/13/15	8	546	543	610	1699	4	12	4	12	4	12	610	1699
2	09/20/15	10	532	442	505	1479	5	11	9	23	9	23	610	1699
3	09/27/15	6	539	590	536	1665	4	12	13	35	13	35	610	1699
4	10/04/15	14	578	639	686	1903	14	2	27	37	27	37	686	1903
5	10/04/15	12	658	515	568	1741	7	9	34	46	34	46	686	1903
6	10/11/15	4	593	509	590	1692	4	12	38	58	38	58	686	1903
7	10/18/15	2	536	507	550	1593	5	11	43	69	43	69	686	1903
8	10/18/15	9	579	574	542	1695	14	2	57	71	57	71	686	1903
9	10/25/15	4	526	613	638	1777	3	13	60	84	60	84	686	1903
10	11/01/15	1	552	627	584	1763	11	5	71	89	71	89	686	1903
11	11/01/15	3	617	659	581	1857	9	7	80	96	80	96	686	1903
12	11/08/15	14	639	586	698	1923	8	8	88	104	88	104	698	1923
13	11/15/15	13	469	594	578	1641	14½	1½	102½	105½	102½	105½	698	1923
14	11/22/15	5	554	658	711	1923	7	9	109½	114½	109½	114½	711	1923
15	11/29/15	11	560	605	574	1739	9	7	118½	121½	118½	121½	711	1923
16	12/06/15	5	564	561	624	1749	6	10	124½	131½	124½	131½	711	1923

End of 1st part

17	12/13/15	8	521	507	602	1630	11	5	11	5	135½	136½	711	1923
18	12/13/15	10	511	571	530	1612	7	9	18	14	142½	145½	711	1923
19	12/20/15	6	682	585	601	1868	14	2	32	16	156½	147½	711	1923
20	12/27/15	14	561	660	649	1870	10	6	42	22	166½	153½	711	1923
21	12/27/15	12	590	579	491	1660	8	8	50	30	174½	161½	711	1923
22	01/03/16	1	586	563	545	1694	11	5	61	35	185½	166½	711	1923
23	01/10/16	2	454	590	507	1551	1½	14½	62½	49½	187	181	711	1923
24	01/17/16	9	622	481	548	1651	10	6	72½	55½	197	187	711	1923
25	01/24/16	4	539	518	608	1665	10	6	82½	61½	207	193	711	1923
26	01/31/16	1	580	660	609	1849	10	6	92½	67½	217	199	711	1923
27	02/07/16	3	588	577	597	1762	10	6	102½	73½	227	205	711	1923
28	02/14/16	11	637	687	693	2017	14	2	116½	75½	241	207	711	2017
29	02/21/16	13	645	558	593	1796	9	7	125½	82½	250	214	711	2017
30	02/28/16	5	566	630	574	1770	7	9	132½	91½	257	223	711	2017
31	03/06/16	11	657	549	651	1857	8	8	140½	99½	265	231	711	2017
32	03/13/16	6	608	558	549	1715	7	9	147½	108½	272	240	711	2017
33	03/20/16	12	892	825	805	2522	11½	4½	159	113	283½	244½	711	2017

Sunday Morning Threesome

Sunday 9:00 am

Classic Lanes

Lanes 3 - 16

Note: This report includes information through March 20 which is Week 33 of 33

Michael Purdoff's Bowling Record - Team 7: Unholy Rollers @ Friends

Week No.	Bowling Date	Old Ave	---Average Change---			Total	Pins	Gms	---Average Change---			High Game	High Sers	Points Won	Points Lost	%Won		
			-1-	-2-	-3-				New	Old	+/							
1	09/13/15	bk197	155	185	209	549	549	3	183.00	-	0.00	=	183.00	209	549	2.0	1.0	66.67%
2	09/20/15	bk197	183	160	171	514	1063	6	177.17	-	183.00	=	-5.83	209	549	2.0	4.0	33.33%
3	09/27/15	bk197	174	202	152	528	1591	9	176.78	-	177.17	=	-0.39	209	549	3.0	6.0	33.33%
4	10/04/15	176				0	1591	9	176.78	-	176.78	=	0.00	209	549	3.0	6.0	33.33%
5	10/04/15	176				0	1591	9	176.78	-	176.78	=	0.00	209	549	3.0	6.0	33.33%
6	10/11/15	176				0	1591	9	176.78	-	176.78	=	0.00	209	549	3.0	6.0	33.33%
7	10/18/15	176				0	1591	9	176.78	-	176.78	=	0.00	209	549	3.0	6.0	33.33%
8	10/18/15	176				0	1591	9	176.78	-	176.78	=	0.00	209	549	3.0	6.0	33.33%
9	10/25/15	176				0	1591	9	176.78	-	176.78	=	0.00	209	549	3.0	6.0	33.33%
10	11/01/15	176				0	1591	9	176.78	-	176.78	=	0.00	209	549	3.0	6.0	33.33%
11	11/01/15	176				0	1591	9	176.78	-	176.78	=	0.00	209	549	3.0	6.0	33.33%
12	11/08/15	176				0	1591	9	176.78	-	176.78	=	0.00	209	549	3.0	6.0	33.33%
13	11/15/15	176				0	1591	9	176.78	-	176.78	=	0.00	209	549	3.0	6.0	33.33%
14	11/22/15	176				0	1591	9	176.78	-	176.78	=	0.00	209	549	3.0	6.0	33.33%
15	11/29/15	176	192	200	148	540	2131	12	177.58	-	176.78	=	0.81	209	549	4.0	8.0	33.33%
16	12/06/15	177				0	2131	12	177.58	-	177.58	=	0.00	209	549	4.0	8.0	33.33%

End of 1st part

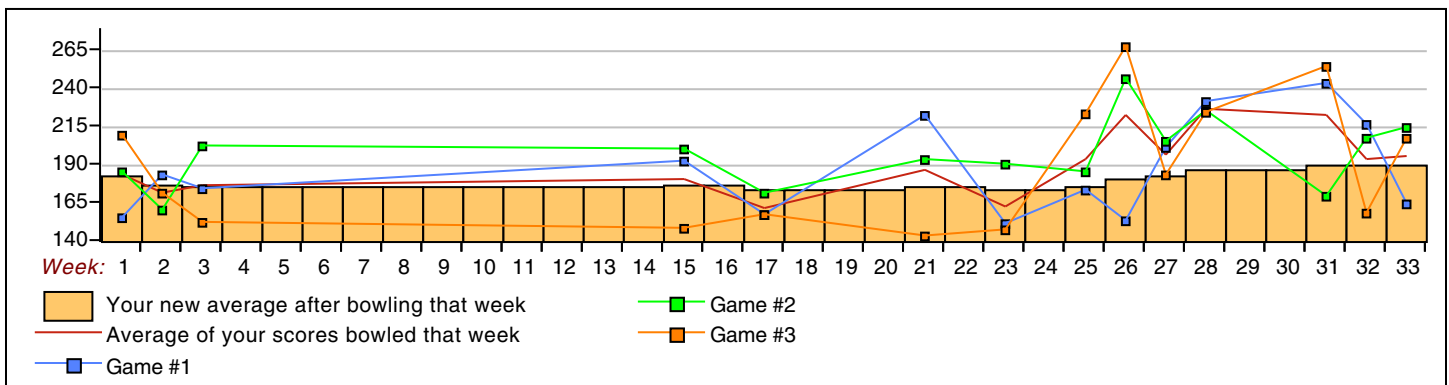
17	12/13/15	177	157	171	157	485	2616	15	174.40	-	177.58	=	-3.18	209	549	5.0	10.0	33.33%
18	12/13/15	174				0	2616	15	174.40	-	174.40	=	0.00	209	549	5.0	10.0	33.33%
19	12/20/15	174				0	2616	15	174.40	-	174.40	=	0.00	209	549	5.0	10.0	33.33%
20	12/27/15	174				0	2616	15	174.40	-	174.40	=	0.00	209	549	5.0	10.0	33.33%
21	12/27/15	174	222	193	143	558	3174	18	176.33	-	174.40	=	1.93	222	558	7.0	11.0	38.89%
22	01/03/16	176				0	3174	18	176.33	-	176.33	=	0.00	222	558	7.0	11.0	38.89%
23	01/10/16	176	151	190	147	488	3662	21	174.38	-	176.33	=	-1.95	222	558	8.5	12.5	40.48%
24	01/17/16	174				0	3662	21	174.38	-	174.38	=	0.00	222	558	8.5	12.5	40.48%
25	01/24/16	174	173	185	223	581	4243	24	176.79	-	174.38	=	2.41	223	581	10.5	13.5	43.75%
26	01/31/16	176	153	246	267	666	4909	27	181.81	-	176.79	=	5.02	267	666	12.5	14.5	46.30%
27	02/07/16	181	201	205	183	589	5498	30	183.27	-	181.81	=	1.45	267	666	13.5	16.5	45.00%
28	02/14/16	183	231	225	224	680	6178	33	187.21	-	183.27	=	3.95	267	680	16.5	16.5	50.00%
29	02/21/16	187				0	6178	33	187.21	-	187.21	=	0.00	267	680	16.5	16.5	50.00%
30	02/28/16	187				0	6178	33	187.21	-	187.21	=	0.00	267	680	16.5	16.5	50.00%
31	03/06/16	187	243	169	254	666	6844	36	190.11	-	187.21	=	2.90	267	680	18.5	17.5	51.39%
32	03/13/16	190	216	207	158	581	7425	39	190.38	-	190.11	=	0.27	267	680	19.5	19.5	50.00%
33	03/20/16	190	164	214	207	585	8010	42	190.71	-	190.38	=	0.33	267	680	21.5	20.5	51.19%

<100	100's	125's	150's	175's	200's	225's	250's	275's	300's
		3	14	7	12	4	2		
<400	400's	450's	500's	550's	600's	650's	700's	750's	800's
		2	4	5	3				

Ave of Game 1	Ave of Game 2	Ave of Game 3
186.79	196.57	188.79

High Scores by Game

Game #1: 243 on week 31 Game #2: 246 on week 26 Game #3: 267 on week 26



Sunday Morning Threesome

Sunday 9:00 am

Classic Lanes

Lanes 3 - 16

Note: This report includes information through March 20 which is Week 33 of 33

David Larson's Bowling Record - Team 7: Unholy Rollers @ Friends

Week No.	Bowling Date	Old Ave	---Average Change---			Total	Pins	Gms	New - Old ---> +/-			High Game	High Sers	Points Won	Points Lost	%Won		
			-1-	-2-	-3-													
1	09/13/15	bk191	169	168	200	537	537	3	179.00	-	0.00	=	179.00	200	537	1.0	2.0	33.33%
2	09/20/15	bk191				0	537	3	179.00	-	179.00	=	0.00	200	537	1.0	2.0	33.33%
3	09/27/15	bk191	181	192	182	555	1092	6	182.00	-	179.00	=	3.00	200	555	2.0	4.0	33.33%
4	10/04/15	bk191	177	231	195	603	1695	9	188.33	-	182.00	=	6.33	231	603	5.0	4.0	55.56%
5	10/04/15	188	189	147	156	492	2187	12	182.25	-	188.33	=	-6.08	231	603	7.0	5.0	58.33%
6	10/11/15	182	114	84	a162	360	2385	14	170.36	-	182.25	=	-11.89	231	603	7.0	7.0	50.00%
7	10/18/15	170	162	191	191	544	2929	17	172.29	-	170.36	=	1.94	231	603	9.0	8.0	52.94%
8	10/18/15	172	183	201	196	580	3509	20	175.45	-	172.29	=	3.16	231	603	12.0	8.0	60.00%
9	10/25/15	175	153	188	199	540	4049	23	176.04	-	175.45	=	0.59	231	603	12.0	11.0	52.17%
10	11/01/15	176	169	232	200	601	4650	26	178.85	-	176.04	=	2.80	232	603	15.0	11.0	57.69%
11	11/01/15	178	184	166	165	515	5165	29	178.10	-	178.85	=	-0.74	232	603	15.0	14.0	51.72%
12	11/08/15	178	191	198	213	602	5767	32	180.22	-	178.10	=	2.12	232	603	18.0	14.0	56.25%
13	11/15/15	180	193	237	226	656	6423	35	183.51	-	180.22	=	3.30	237	656	21.0	14.0	60.00%
14	11/22/15	183	161	191	258	610	7033	38	185.08	-	183.51	=	1.56	258	656	22.0	16.0	57.89%
15	11/29/15	185	173	190	247	610	7643	41	186.41	-	185.08	=	1.34	258	656	24.0	17.0	58.54%
16	12/06/15	186	172	147	180	499	8142	44	185.05	-	186.41	=	-1.37	258	656	25.0	19.0	56.82%

End of 1st part

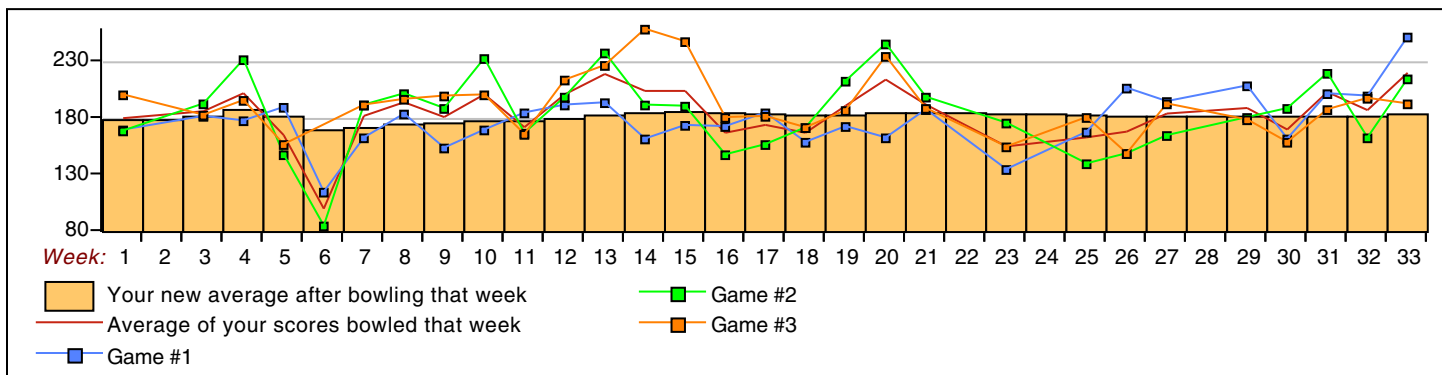
17	12/13/15	185	184	156	181	521	8663	47	184.32	-	185.05	=	-0.73	258	656	26.0	21.0	55.32%
18	12/13/15	184	158	171	171	500	9163	50	183.26	-	184.32	=	-1.06	258	656	26.0	24.0	52.00%
19	12/20/15	183	172	212	186	570	9733	53	183.64	-	183.26	=	0.38	258	656	28.0	25.0	52.83%
20	12/27/15	183	162	245	234	641	10374	56	185.25	-	183.64	=	1.61	258	656	30.0	26.0	53.57%
21	12/27/15	185	187	198	188	573	10947	59	185.54	-	185.25	=	0.29	258	656	31.0	28.0	52.54%
22	01/03/16	185				0	10947	59	185.54	-	185.54	=	0.00	258	656	31.0	28.0	52.54%
23	01/10/16	185	134	175	154	463	11410	62	184.03	-	185.54	=	-1.51	258	656	31.0	31.0	50.00%
24	01/17/16	184				0	11410	62	184.03	-	184.03	=	0.00	258	656	31.0	31.0	50.00%
25	01/24/16	184	167	139	180	486	11896	65	183.02	-	184.03	=	-1.02	258	656	33.0	32.0	50.77%
26	01/31/16	183	206	148	148	502	12398	68	182.32	-	183.02	=	-0.69	258	656	34.0	34.0	50.00%
27	02/07/16	182	194	164	192	550	12948	71	182.37	-	182.32	=	0.04	258	656	35.0	36.0	49.30%
28	02/14/16	182				0	12948	71	182.37	-	182.37	=	0.00	258	656	35.0	36.0	49.30%
29	02/21/16	182	208	180	178	566	13514	74	182.62	-	182.37	=	0.26	258	656	37.0	37.0	50.00%
30	02/28/16	182	161	188	158	507	14021	77	182.09	-	182.62	=	-0.53	258	656	37.0	40.0	48.05%
31	03/06/16	182	201	219	187	607	14628	80	182.85	-	182.09	=	0.76	258	656	39.0	41.0	48.75%
32	03/13/16	182	199	162	197	558	15186	83	182.96	-	182.85	=	0.11	258	656	41.0	42.0	49.40%
33	03/20/16	182	251	214	192	657	15843	86	184.22	-	182.96	=	1.26	258	657	43.5	42.5	50.58%

<u><100</u>	<u>100's</u>	<u>125's</u>	<u>150's</u>	<u>175's</u>	<u>200's</u>	<u>225's</u>	<u>250's</u>	<u>275's</u>	<u>300's</u>
1	1	6	23	36	10	7	2		
<u><400</u>	<u>400's</u>	<u>450's</u>	<u>500's</u>	<u>550's</u>	<u>600's</u>	<u>650's</u>	<u>700's</u>	<u>750's</u>	<u>800's</u>
		4	8	7	7	2			

Ave of Game 1 Ave of Game 2 Ave of Game 3
 177.76 183.93 191.21

High Scores by Game

Game #1: **251** on week **33** Game #2: **245** on week **20** Game #3: **258** on week **14**



Sunday Morning Threesome

Sunday 9:00 am

Classic Lanes

Lanes 3 - 16

Note: This report includes information through March 20 which is Week 33 of 33

Jim Villeneuve's Bowling Record - Team 7: Unholy Rollers @ Friends

Week No.	Bowling Date	Old Ave	---Average Change---			Total	Pins	Gms	New - Old ---> +/-			High Game	High Sers	Points Won	Points Lost	%Won		
			-1-	-2-	-3-					=								
1	09/13/15	bk211				0	0	0	-	0.00	=	0.00	0	0			0.00%	
2	09/20/15	bk211				0	0	0	-	0.00	=	0.00	0	0			0.00%	
3	09/27/15	bk211	184	196	202	582	582	3	194.00	-	0.00	=	194.00	202	582	2.0	1.0	66.67%
4	10/04/15	bk211	201	201	223	625	1207	6	201.17	-	194.00	=	7.17	223	625	5.0	1.0	83.33%
5	10/04/15	bk211	202	190	241	633	1840	9	204.44	-	201.17	=	3.28	241	633	7.0	2.0	77.78%
6	10/11/15	204	213	193	212	618	2458	12	204.83	-	204.44	=	0.39	241	633	8.0	4.0	66.67%
7	10/18/15	204				0	2458	12	204.83	-	204.83	=	0.00	241	633	8.0	4.0	66.67%
8	10/18/15	204				0	2458	12	204.83	-	204.83	=	0.00	241	633	8.0	4.0	66.67%
9	10/25/15	204	146	224	222	592	3050	15	203.33	-	204.83	=	-1.50	241	633	9.0	6.0	60.00%
10	11/01/15	203	223	206	235	664	3714	18	206.33	-	203.33	=	3.00	241	664	12.0	6.0	66.67%
11	11/01/15	206	204	280	184	668	4382	21	208.67	-	206.33	=	2.33	280	668	13.0	8.0	61.90%
12	11/08/15	208	216	217	206	639	5021	24	209.21	-	208.67	=	0.54	280	668	13.0	11.0	54.17%
13	11/15/15	209				0	5021	24	209.21	-	209.21	=	0.00	280	668	13.0	11.0	54.17%
14	11/22/15	209	241	201	238	680	5701	27	211.15	-	209.21	=	1.94	280	680	15.0	12.0	55.56%
15	11/29/15	211				0	5701	27	211.15	-	211.15	=	0.00	280	680	15.0	12.0	55.56%
16	12/06/15	211	168	213	265	646	6347	30	211.57	-	211.15	=	0.42	280	680	17.0	13.0	56.67%

End of 1st part

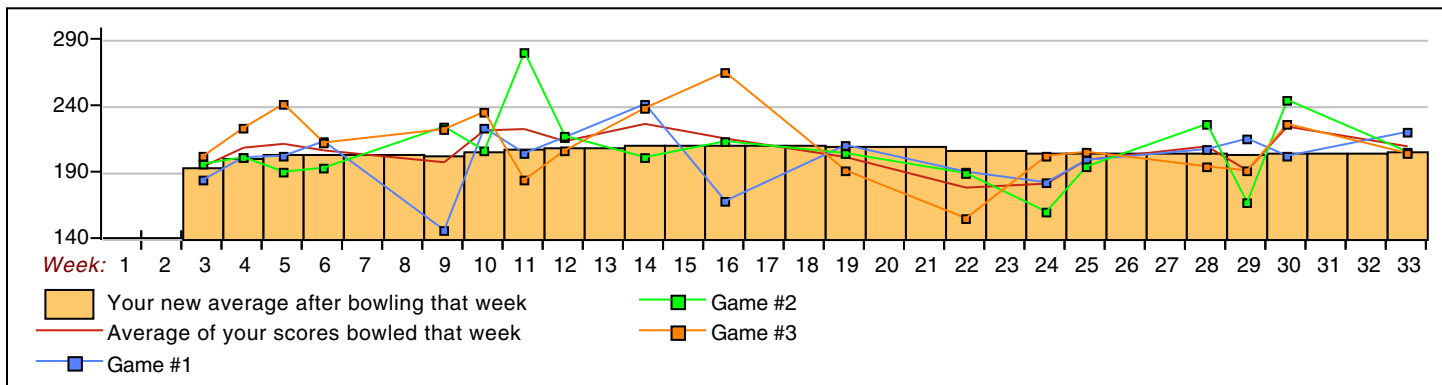
17	12/13/15	211				0	6347	30	211.57	-	211.57	=	0.00	280	680	17.0	13.0	56.67%
18	12/13/15	211				0	6347	30	211.57	-	211.57	=	0.00	280	680	17.0	13.0	56.67%
19	12/20/15	211	210	204	191	605	6952	33	210.67	-	211.57	=	-0.90	280	680	20.0	13.0	60.61%
20	12/27/15	210	a190	a190	a190	570	6952	33	210.67	-	210.67	=	0.00	280	680	20.0	13.0	60.61%
21	12/27/15	210				0	6952	33	210.67	-	210.67	=	0.00	280	680	20.0	13.0	60.61%
22	01/03/16	210	190	189	155	534	7486	36	207.94	-	210.67	=	-2.72	280	680	21.0	15.0	58.33%
23	01/10/16	207				0	7486	36	207.94	-	207.94	=	0.00	280	680	21.0	15.0	58.33%
24	01/17/16	207	182	160	202	544	8030	39	205.90	-	207.94	=	-2.05	280	680	22.0	17.0	56.41%
25	01/24/16	205	199	194	205	598	8628	42	205.43	-	205.90	=	-0.47	280	680	24.0	18.0	57.14%
26	01/31/16	205				0	8628	42	205.43	-	205.43	=	0.00	280	680	24.0	18.0	57.14%
27	02/07/16	205				0	8628	42	205.43	-	205.43	=	0.00	280	680	24.0	18.0	57.14%
28	02/14/16	205	207	226	194	627	9255	45	205.67	-	205.43	=	0.24	280	680	26.0	19.0	57.78%
29	02/21/16	205	215	167	191	573	9828	48	204.75	-	205.67	=	-0.92	280	680	26.0	22.0	54.17%
30	02/28/16	204	202	244	226	672	10500	51	205.88	-	204.75	=	1.13	280	680	29.0	22.0	56.86%
31	03/06/16	205				0	10500	51	205.88	-	205.88	=	0.00	280	680	29.0	22.0	56.86%
32	03/13/16	205				0	10500	51	205.88	-	205.88	=	0.00	280	680	29.0	22.0	56.86%
33	03/20/16	205	220	205	204	629	11129	54	206.09	-	205.88	=	0.21	280	680	29.0	22.0	56.86%

<u><100</u>	<u>100's</u>	<u>125's</u>	<u>150's</u>	<u>175's</u>	<u>200's</u>	<u>225's</u>	<u>250's</u>	<u>275's</u>	<u>300's</u>
		1	4	13	27	7	1	1	
<u><400</u>	<u>400's</u>	<u>450's</u>	<u>500's</u>	<u>550's</u>	<u>600's</u>	<u>650's</u>	<u>700's</u>	<u>750's</u>	<u>800's</u>
			2	4	8	4			

Ave of Game 1 Ave of Game 2 Ave of Game 3
 201.28 206.11 210.89

High Scores by Game

Game #1: 241 on week 14 Game #2: 280 on week 11 Game #3: 265 on week 16



Sunday Morning Threesome

Sunday 9:00 am

Classic Lanes

Lanes 3 - 16

Note: This report includes information through March 20 which is Week 33 of 33

Carrie Lake's Bowling Record - Team 7: Unholy Rollers @ Friends

Week No.	Bowling Date	Old Ave	---Average Change---			Total	Pins	Gms	New - Old --> +/-			High Game	High Sers	Points Won	Points Lost	%Won		
			-1-	-2-	-3-					=	=							
1	09/13/15	bk150				0	0	0	-	0.00	=	0.00	0	0			0.00%	
2	09/20/15	bk150	147	107	158	412	412	3	137.33	-	0.00	=	137.33	158	412	1.0	2.0	33.33%
3	09/27/15	bk150				0	412	3	137.33	-	137.33	=	0.00	158	412	1.0	2.0	33.33%
4	10/04/15	bk150				0	412	3	137.33	-	137.33	=	0.00	158	412	1.0	2.0	33.33%
5	10/04/15	bk150				0	412	3	137.33	-	137.33	=	0.00	158	412	1.0	2.0	33.33%
6	10/11/15	bk150				0	412	3	137.33	-	137.33	=	0.00	158	412	1.0	2.0	33.33%
7	10/18/15	bk150	165	118	167	450	862	6	143.67	-	137.33	=	6.33	167	450	1.0	5.0	16.67%
8	10/18/15	bk150	152	138	122	412	1274	9	141.56	-	143.67	=	-2.11	167	450	2.0	7.0	22.22%
9	10/25/15	141				0	1274	9	141.56	-	141.56	=	0.00	167	450	2.0	7.0	22.22%
10	11/01/15	141				0	1274	9	141.56	-	141.56	=	0.00	167	450	2.0	7.0	22.22%
11	11/01/15	141				0	1274	9	141.56	-	141.56	=	0.00	167	450	2.0	7.0	22.22%
12	11/08/15	141				0	1274	9	141.56	-	141.56	=	0.00	167	450	2.0	7.0	22.22%
13	11/15/15	141	127	139	189	455	1729	12	144.08	-	141.56	=	2.53	189	455	5.0	7.0	41.67%
14	11/22/15	144				0	1729	12	144.08	-	144.08	=	0.00	189	455	5.0	7.0	41.67%
15	11/29/15	144				0	1729	12	144.08	-	144.08	=	0.00	189	455	5.0	7.0	41.67%
16	12/06/15	144				0	1729	12	144.08	-	144.08	=	0.00	189	455	5.0	7.0	41.67%

End of 1st part

17	12/13/15	144				0	1729	12	144.08	-	144.08	=	0.00	189	455	5.0	7.0	41.67%
18	12/13/15	144	148	212	137	497	2226	15	148.40	-	144.08	=	4.32	212	497	8.0	7.0	53.33%
19	12/20/15	148				0	2226	15	148.40	-	148.40	=	0.00	212	497	8.0	7.0	53.33%
20	12/27/15	148				0	2226	15	148.40	-	148.40	=	0.00	212	497	8.0	7.0	53.33%
21	12/27/15	148				0	2226	15	148.40	-	148.40	=	0.00	212	497	8.0	7.0	53.33%
22	01/03/16	148	213	150	174	537	2763	18	153.50	-	148.40	=	5.10	213	537	11.0	7.0	61.11%
23	01/10/16	153				0	2763	18	153.50	-	153.50	=	0.00	213	537	11.0	7.0	61.11%
24	01/17/16	153	218	154	148	520	3283	21	156.33	-	153.50	=	2.83	218	537	13.0	8.0	61.90%
25	01/24/16	156				0	3283	21	156.33	-	156.33	=	0.00	218	537	13.0	8.0	61.90%
26	01/31/16	156				0	3283	21	156.33	-	156.33	=	0.00	218	537	13.0	8.0	61.90%
27	02/07/16	156				0	3283	21	156.33	-	156.33	=	0.00	218	537	13.0	8.0	61.90%
28	02/14/16	156				0	3283	21	156.33	-	156.33	=	0.00	218	537	13.0	8.0	61.90%
29	02/21/16	156				0	3283	21	156.33	-	156.33	=	0.00	218	537	13.0	8.0	61.90%
30	02/28/16	156				0	3283	21	156.33	-	156.33	=	0.00	218	537	13.0	8.0	61.90%
31	03/06/16	156				0	3283	21	156.33	-	156.33	=	0.00	218	537	13.0	8.0	61.90%
32	03/13/16	156				0	3283	21	156.33	-	156.33	=	0.00	218	537	13.0	8.0	61.90%
33	03/20/16	156				0	3283	21	156.33	-	156.33	=	0.00	218	537	13.0	8.0	61.90%

<100	100's	125's	150's	175's	200's	225's	250's	275's	300's
	3	7	7	1	3				
<400	400's	450's	500's	550's	600's	650's	700's	750's	800's
	2	3	2						

Ave of Game 1	Ave of Game 2	Ave of Game 3
167.14	145.43	156.43

High Scores by Game

Game #1: 218 on week 24 Game #2: 212 on week 18 Game #3: 189 on week 13

