

Sunday Morning Threesome

Sunday 9:00 am

Classic Lanes

Lanes 1 - 16

Note: This report includes information through March 26 which is Week 33 of 33

Craig Holmquist's Bowling Record

Week No.	Bowling Date	Old Ave	---Average Change---			Total	Pins	Gms	New - Old ---> +/-		High Game	High Sers	Points Won	Points Lost	%Won	
			-1-	-2-	-3-											
1	09/11/16	bk172				0	0	0	- 0.00	= 0.00	0	0			0.00%	
2	09/18/16	bk172				0	0	0	- 0.00	= 0.00	0	0			0.00%	
3	09/25/16	bk172				0	0	0	- 0.00	= 0.00	0	0			0.00%	
4	10/02/16	bk172				0	0	0	- 0.00	= 0.00	0	0			0.00%	
5	10/09/16	bk172				0	0	0	- 0.00	= 0.00	0	0			0.00%	
6	10/09/16	bk172				0	0	0	- 0.00	= 0.00	0	0			0.00%	
7	10/16/16	bk172				0	0	0	- 0.00	= 0.00	0	0			0.00%	
8	10/23/16	bk172				0	0	0	- 0.00	= 0.00	0	0			0.00%	
9	10/30/16	180				0	0	0	- 0.00	= 0.00	0	0			0.00%	
10	11/06/16	bk172				0	0	0	- 0.00	= 0.00	0	0			0.00%	
11	11/06/16	bk172				0	0	0	- 0.00	= 0.00	0	0			0.00%	
12	11/13/16	bk172				0	0	0	- 0.00	= 0.00	0	0			0.00%	
13	11/20/16	bk172	154	157	168	479	479	3	159.67	- 0.00	= 159.67	168	479	1.0	2.0	33.33%
14	11/27/16	bk172				0	479	3	159.67	- 159.67	= 0.00	168	479	1.0	2.0	33.33%
15	11/27/16	bk172				0	479	3	159.67	- 159.67	= 0.00	168	479	1.0	2.0	33.33%
16	12/04/16	bk172				0	479	3	159.67	- 159.67	= 0.00	168	479	1.0	2.0	33.33%

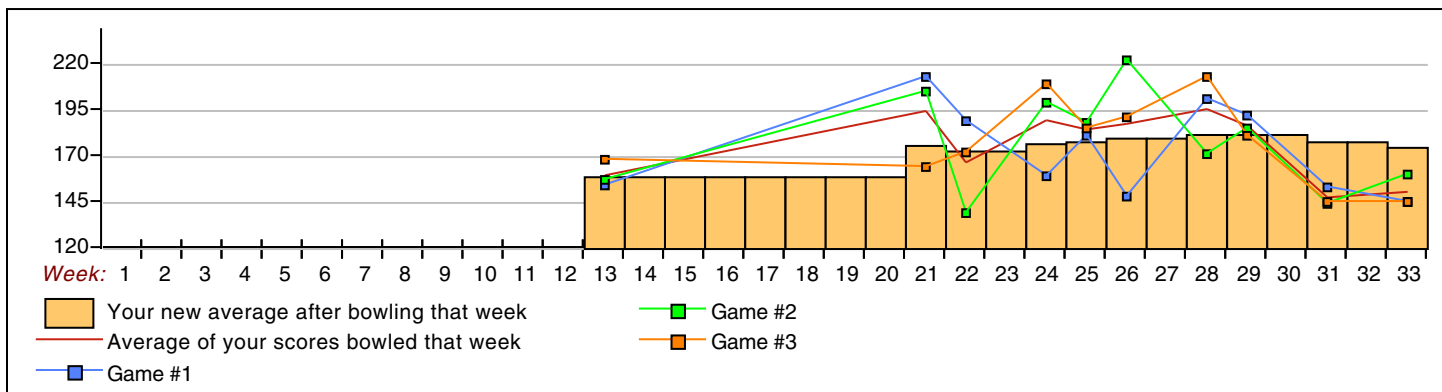
End of 1st part

17	12/11/16	bk172				0	479	3	159.67	- 159.67	= 0.00	168	479	1.0	2.0	33.33%
18	12/18/16	bk172				0	479	3	159.67	- 159.67	= 0.00	168	479	1.0	2.0	33.33%
19	01/08/17	bk172				0	479	3	159.67	- 159.67	= 0.00	168	479	1.0	2.0	33.33%
20	01/15/17	bk172				0	479	3	159.67	- 159.67	= 0.00	168	479	1.0	2.0	33.33%
21	01/22/17	bk172	213	205	164	582	1061	6	176.83	- 159.67	= 17.17	213	582	3.0	3.0	50.00%
22	01/29/17	bk172	189	139	172	500	1561	9	173.44	- 176.83	= -3.39	213	582	4.0	5.0	44.44%
23	01/29/17	173				0	1561	9	173.44	- 173.44	= 0.00	213	582	4.0	5.0	44.44%
24	02/05/17	173	159	199	209	567	2128	12	177.33	- 173.44	= 3.89	213	582	6.0	6.0	50.00%
25	02/12/17	177	181	188	185	554	2682	15	178.80	- 177.33	= 1.47	213	582	9.0	6.0	60.00%
26	02/19/17	178	148	222	191	561	3243	18	180.17	- 178.80	= 1.37	222	582	11.0	7.0	61.11%
27	02/26/17	180				0	3243	18	180.17	- 180.17	= 0.00	222	582	11.0	7.0	61.11%
28	02/26/17	180	201	171	213	585	3828	21	182.29	- 180.17	= 2.12	222	585	13.0	8.0	61.90%
29	03/05/17	182	192	185	181	558	4386	24	182.75	- 182.29	= 0.46	222	585	15.0	9.0	62.50%
30	03/12/17	182				0	4386	24	182.75	- 182.75	= 0.00	222	585	15.0	9.0	62.50%
31	03/12/17	182	153	144	145	442	4828	27	178.81	- 182.75	= -3.94	222	585	15.0	12.0	55.56%
32	03/19/17	178				0	4828	27	178.81	- 178.81	= 0.00	222	585	15.0	12.0	55.56%
33	03/26/17	178	145	160	145	450	5278	30	175.93	- 178.81	= -2.88	222	585	15.0	12.0	55.56%

<100	100's	125's	150's	175's	200's	225's	250's	275's	300's
		6	9	9	6				
<400	400's	450's	500's	550's	600's	650's	700's	750's	800's
	1	2	1	6					
Ave of Game 1			Ave of Game 2			Ave of Game 3			
173.50			177.00			177.30			

High Scores by Game

Game #1: 213 on week 21 Game #2: 222 on week 26 Game #3: 213 on week 28



Sunday Morning Threesome

Sunday 9:00 am

Classic Lanes

Lanes 1 - 16

Note: This report includes information through March 26 which is Week 33 of 33

Michael O'Connell's Bowling Record

Week No.	Bowling Date	Old Ave	---Average Change---			Total	Pins	Gms	New - Old ---> +/-		High Game	High Sers	Points Won	Points Lost	%Won			
			-1-	-2-	-3-													
1	09/11/16	bk204				0	0	0	-	0.00	=	0.00	0	0	0.00%			
2	09/18/16	bk204				0	0	0	-	0.00	=	0.00	0	0	0.00%			
3	09/25/16	bk204				0	0	0	-	0.00	=	0.00	0	0	0.00%			
4	10/02/16	bk204				0	0	0	-	0.00	=	0.00	0	0	0.00%			
5	10/09/16	bk204				0	0	0	-	0.00	=	0.00	0	0	0.00%			
6	10/09/16	bk204				0	0	0	-	0.00	=	0.00	0	0	0.00%			
7	10/16/16	bk204				0	0	0	-	0.00	=	0.00	0	0	0.00%			
8	10/23/16	bk204				0	0	0	-	0.00	=	0.00	0	0	0.00%			
9	10/30/16	180				0	0	0	-	0.00	=	0.00	0	0	0.00%			
10	11/06/16	bk204				0	0	0	-	0.00	=	0.00	0	0	0.00%			
11	11/06/16	bk204	198	179	221	598	598	3	199.33	-	0.00	=	199.33	221	598	1.0	2.0	33.33%
12	11/13/16	bk204				0	598	3	199.33	-	199.33	=	0.00	221	598	1.0	2.0	33.33%
13	11/20/16	bk204				0	598	3	199.33	-	199.33	=	0.00	221	598	1.0	2.0	33.33%
14	11/27/16	bk204				0	598	3	199.33	-	199.33	=	0.00	221	598	1.0	2.0	33.33%
15	11/27/16	bk204				0	598	3	199.33	-	199.33	=	0.00	221	598	1.0	2.0	33.33%
16	12/04/16	bk204				0	598	3	199.33	-	199.33	=	0.00	221	598	1.0	2.0	33.33%

End of 1st part

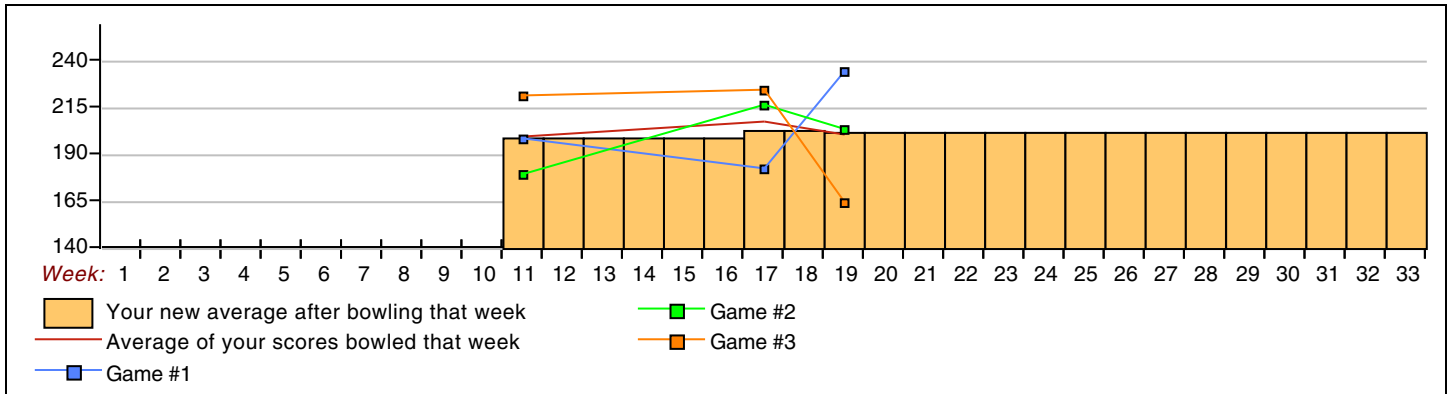
17	12/11/16	bk204	182	216	224	622	1220	6	203.33	-	199.33	=	4.00	224	622	3.0	3.0	50.00%
18	12/18/16	bk204				0	1220	6	203.33	-	203.33	=	0.00	224	622	3.0	3.0	50.00%
19	01/08/17	bk204	234	203	164	601	1821	9	202.33	-	203.33	=	-1.00	234	622	4.0	5.0	44.44%
20	01/15/17	202				0	1821	9	202.33	-	202.33	=	0.00	234	622	4.0	5.0	44.44%
21	01/22/17	202				0	1821	9	202.33	-	202.33	=	0.00	234	622	4.0	5.0	44.44%
22	01/29/17	202				0	1821	9	202.33	-	202.33	=	0.00	234	622	4.0	5.0	44.44%
23	01/29/17	202				0	1821	9	202.33	-	202.33	=	0.00	234	622	4.0	5.0	44.44%
24	02/05/17	202				0	1821	9	202.33	-	202.33	=	0.00	234	622	4.0	5.0	44.44%
25	02/12/17	202				0	1821	9	202.33	-	202.33	=	0.00	234	622	4.0	5.0	44.44%
26	02/19/17	202				0	1821	9	202.33	-	202.33	=	0.00	234	622	4.0	5.0	44.44%
27	02/26/17	202				0	1821	9	202.33	-	202.33	=	0.00	234	622	4.0	5.0	44.44%
28	02/26/17	202				0	1821	9	202.33	-	202.33	=	0.00	234	622	4.0	5.0	44.44%
29	03/05/17	202				0	1821	9	202.33	-	202.33	=	0.00	234	622	4.0	5.0	44.44%
30	03/12/17	202				0	1821	9	202.33	-	202.33	=	0.00	234	622	4.0	5.0	44.44%
31	03/12/17	202				0	1821	9	202.33	-	202.33	=	0.00	234	622	4.0	5.0	44.44%
32	03/19/17	202				0	1821	9	202.33	-	202.33	=	0.00	234	622	4.0	5.0	44.44%
33	03/26/17	202				0	1821	9	202.33	-	202.33	=	0.00	234	622	4.0	5.0	44.44%

<u><100</u>	<u>100's</u>	<u>125's</u>	<u>150's</u>	<u>175's</u>	<u>200's</u>	<u>225's</u>	<u>250's</u>	<u>275's</u>	<u>300's</u>
			1	3	4	1			
<u><400</u>	<u>400's</u>	<u>450's</u>	<u>500's</u>	<u>550's</u>	<u>600's</u>	<u>650's</u>	<u>700's</u>	<u>750's</u>	<u>800's</u>
			1	2					

<u>Ave of Game 1</u>	<u>Ave of Game 2</u>	<u>Ave of Game 3</u>
204.67	199.33	203.00

High Scores by Game

Game #1: 234 on week 19 Game #2: 216 on week 17 Game #3: 224 on week 17



Sunday Morning Threesome

Sunday 9:00 am

Classic Lanes

Lanes 1 - 16

Note: This report includes information through March 26 which is Week 33 of 33

John Meyerring's Bowling Record

Week No.	Bowling Date	Old Ave	---Average Change---			Total	Pins	Gms	New - Old ---> +/-		High Game	High Sers	Points Won	Points Lost	%Won
			-1-	-2-	-3-										
1	09/11/16	180				0	0	0	-	0.00	=	0.00	0	0	0.00%
2	09/18/16	180				0	0	0	-	0.00	=	0.00	0	0	0.00%
3	09/25/16	180				0	0	0	-	0.00	=	0.00	0	0	0.00%
4	10/02/16	180				0	0	0	-	0.00	=	0.00	0	0	0.00%
5	10/09/16	180				0	0	0	-	0.00	=	0.00	0	0	0.00%
6	10/09/16	180				0	0	0	-	0.00	=	0.00	0	0	0.00%
7	10/16/16	180				0	0	0	-	0.00	=	0.00	0	0	0.00%
8	10/23/16	180				0	0	0	-	0.00	=	0.00	0	0	0.00%
9	10/30/16	180				0	0	0	-	0.00	=	0.00	0	0	0.00%
10	11/06/16	180				0	0	0	-	0.00	=	0.00	0	0	0.00%
11	11/06/16	180				0	0	0	-	0.00	=	0.00	0	0	0.00%
12	11/13/16	180				0	0	0	-	0.00	=	0.00	0	0	0.00%
13	11/20/16	180				0	0	0	-	0.00	=	0.00	0	0	0.00%
14	11/27/16	180				0	0	0	-	0.00	=	0.00	0	0	0.00%
15	11/27/16	180				0	0	0	-	0.00	=	0.00	0	0	0.00%
16	12/04/16	180				0	0	0	-	0.00	=	0.00	0	0	0.00%

End of 1st part

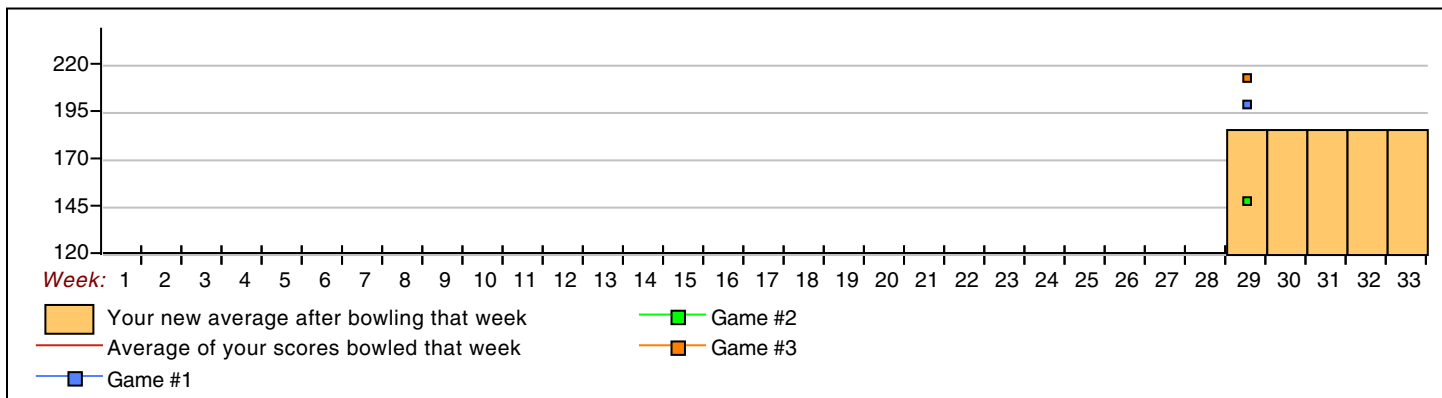
17	12/11/16	180				0	0	0	-	0.00	=	0.00	0	0	0.00%		
18	12/18/16	180				0	0	0	-	0.00	=	0.00	0	0	0.00%		
19	01/08/17	180				0	0	0	-	0.00	=	0.00	0	0	0.00%		
20	01/15/17	180				0	0	0	-	0.00	=	0.00	0	0	0.00%		
21	01/22/17	180				0	0	0	-	0.00	=	0.00	0	0	0.00%		
22	01/29/17	180				0	0	0	-	0.00	=	0.00	0	0	0.00%		
23	01/29/17	180				0	0	0	-	0.00	=	0.00	0	0	0.00%		
24	02/05/17	180				0	0	0	-	0.00	=	0.00	0	0	0.00%		
25	02/12/17	180				0	0	0	-	0.00	=	0.00	0	0	0.00%		
26	02/19/17	180				0	0	0	-	0.00	=	0.00	0	0	0.00%		
27	02/26/17	180				0	0	0	-	0.00	=	0.00	0	0	0.00%		
28	02/26/17	180				0	0	0	-	0.00	=	0.00	0	0	0.00%		
29	03/05/17	bk203	199	148	213	560	560	3	186.67	-	0.00	=	186.67	213	560	3.0	0.00%
30	03/12/17	bk203				0	560	3	186.67	-	186.67	=	0.00	213	560	3.0	0.00%
31	03/12/17	bk203				0	560	3	186.67	-	186.67	=	0.00	213	560	3.0	0.00%
32	03/19/17	bk203				0	560	3	186.67	-	186.67	=	0.00	213	560	3.0	0.00%
33	03/26/17	bk203				0	560	3	186.67	-	186.67	=	0.00	213	560	3.0	0.00%

<u><100</u>	<u>100's</u>	<u>125's</u>	<u>150's</u>	<u>175's</u>	<u>200's</u>	<u>225's</u>	<u>250's</u>	<u>275's</u>	<u>300's</u>
		1		1	1				
<u><400</u>	<u>400's</u>	<u>450's</u>	<u>500's</u>	<u>550's</u>	<u>600's</u>	<u>650's</u>	<u>700's</u>	<u>750's</u>	<u>800's</u>
				1					

<u>Ave of Game 1</u>	<u>Ave of Game 2</u>	<u>Ave of Game 3</u>
199.00	148.00	213.00

High Scores by Game

Game #1: 199 on week 29 Game #2: 148 on week 29 Game #3: 213 on week 29



Sunday Morning Threesome

Sunday 9:00 am

Classic Lanes

Lanes 1 - 16

Note: This report includes information through March 26 which is Week 33 of 33

Michelle Secora's Bowling Record

Week No.	Bowling Date	Old Ave	---Average Change---			Total	Pins	Gms	---Average Change---			High Game	High Sers	Points Won	Points Lost	%Won		
			-1-	-2-	-3-				New - Old	---> +/-								
1	09/11/16	180				0	0	0	-	0.00	=	0.00	0	0		0.00%		
2	09/18/16	180				0	0	0	-	0.00	=	0.00	0	0		0.00%		
3	09/25/16	172	142	178	198	518	518	3	172.67	-	0.00	=	172.67	198	518	2.0	1.0	66.67%
4	10/02/16	172				0	518	3	172.67	-	172.67	=	0.00	198	518	2.0	1.0	66.67%
5	10/09/16	172				0	518	3	172.67	-	172.67	=	0.00	198	518	2.0	1.0	66.67%
6	10/09/16	172				0	518	3	172.67	-	172.67	=	0.00	198	518	2.0	1.0	66.67%
7	10/16/16	172				0	518	3	172.67	-	172.67	=	0.00	198	518	2.0	1.0	66.67%
8	10/23/16	172				0	518	3	172.67	-	172.67	=	0.00	198	518	2.0	1.0	66.67%
9	10/30/16	172				0	518	3	172.67	-	172.67	=	0.00	198	518	2.0	1.0	66.67%
10	11/06/16	172				0	518	3	172.67	-	172.67	=	0.00	198	518	2.0	1.0	66.67%
11	11/06/16	172				0	518	3	172.67	-	172.67	=	0.00	198	518	2.0	1.0	66.67%
12	11/13/16	172				0	518	3	172.67	-	172.67	=	0.00	198	518	2.0	1.0	66.67%
13	11/20/16	172				0	518	3	172.67	-	172.67	=	0.00	198	518	2.0	1.0	66.67%
14	11/27/16	172				0	518	3	172.67	-	172.67	=	0.00	198	518	2.0	1.0	66.67%
15	11/27/16	172				0	518	3	172.67	-	172.67	=	0.00	198	518	2.0	1.0	66.67%
16	12/04/16	172				0	518	3	172.67	-	172.67	=	0.00	198	518	2.0	1.0	66.67%

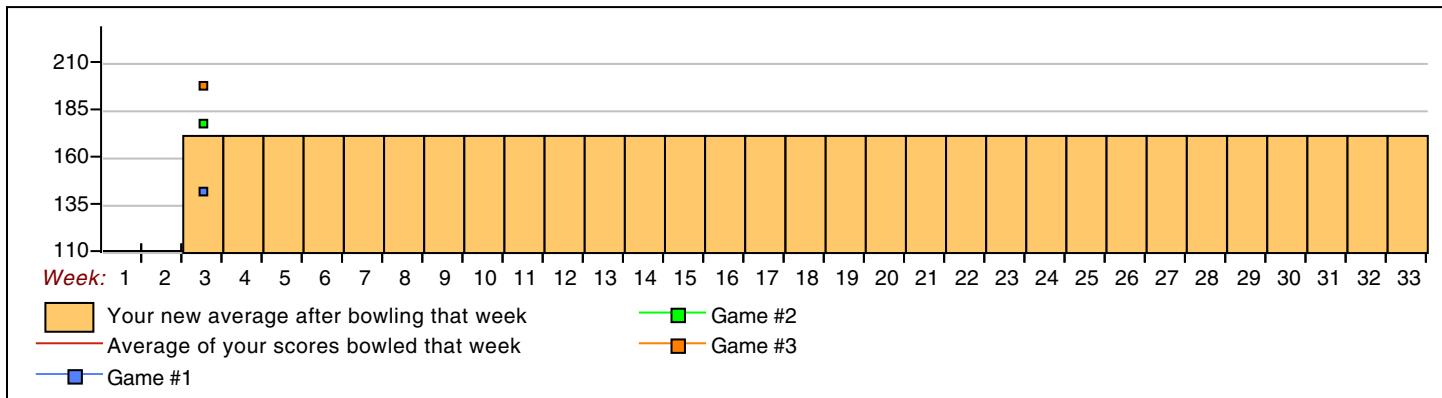
End of 1st part

17	12/11/16	172				0	518	3	172.67	-	172.67	=	0.00	198	518	2.0	1.0	66.67%
18	12/18/16	172				0	518	3	172.67	-	172.67	=	0.00	198	518	2.0	1.0	66.67%
19	01/08/17	172				0	518	3	172.67	-	172.67	=	0.00	198	518	2.0	1.0	66.67%
20	01/15/17	172				0	518	3	172.67	-	172.67	=	0.00	198	518	2.0	1.0	66.67%
21	01/22/17	172				0	518	3	172.67	-	172.67	=	0.00	198	518	2.0	1.0	66.67%
22	01/29/17	172				0	518	3	172.67	-	172.67	=	0.00	198	518	2.0	1.0	66.67%
23	01/29/17	172				0	518	3	172.67	-	172.67	=	0.00	198	518	2.0	1.0	66.67%
24	02/05/17	172				0	518	3	172.67	-	172.67	=	0.00	198	518	2.0	1.0	66.67%
25	02/12/17	172				0	518	3	172.67	-	172.67	=	0.00	198	518	2.0	1.0	66.67%
26	02/19/17	172				0	518	3	172.67	-	172.67	=	0.00	198	518	2.0	1.0	66.67%
27	02/26/17	172				0	518	3	172.67	-	172.67	=	0.00	198	518	2.0	1.0	66.67%
28	02/26/17	172				0	518	3	172.67	-	172.67	=	0.00	198	518	2.0	1.0	66.67%
29	03/05/17	172				0	518	3	172.67	-	172.67	=	0.00	198	518	2.0	1.0	66.67%
30	03/12/17	172				0	518	3	172.67	-	172.67	=	0.00	198	518	2.0	1.0	66.67%
31	03/12/17	172				0	518	3	172.67	-	172.67	=	0.00	198	518	2.0	1.0	66.67%
32	03/19/17	172				0	518	3	172.67	-	172.67	=	0.00	198	518	2.0	1.0	66.67%
33	03/26/17	172				0	518	3	172.67	-	172.67	=	0.00	198	518	2.0	1.0	66.67%

<u><100</u>	<u>100's</u>	<u>125's</u>	<u>150's</u>	<u>175's</u>	<u>200's</u>	<u>225's</u>	<u>250's</u>	<u>275's</u>	<u>300's</u>
		1		2					
<u><400</u>	<u>400's</u>	<u>450's</u>	<u>500's</u>	<u>550's</u>	<u>600's</u>	<u>650's</u>	<u>700's</u>	<u>750's</u>	<u>800's</u>
			1						
<u>Ave of Game 1</u>			<u>Ave of Game 2</u>			<u>Ave of Game 3</u>			
142.00			178.00			198.00			

High Scores by Game

Game #1: 142 on week 3 Game #2: 178 on week 3 Game #3: 198 on week 3



Sunday Morning Threesome

Sunday 9:00 am

Classic Lanes

Lanes 1 - 16

Note: This report includes information through March 26 which is Week 33 of 33

Barry Savasta's Bowling Record

Week No.	Bowling Date	Old Ave	-1-	-2-	-3-	Total	Pins	Gms	---Average Change---			High Game	High Sers	Points Won	Points Lost	%Won		
									New	Old	---> +/-							
1	09/11/16	bk192				0	0	0	-	0.00	=	0.00	0	0		0.00%		
2	09/18/16	bk192	170	168	186	524	524	3	174.67	-	0.00	=	174.67	186	524	2.0	1.0	66.67%
3	09/25/16	bk192				0	524	3	174.67	-	174.67	=	0.00	186	524	2.0	1.0	66.67%
4	10/02/16	bk192				0	524	3	174.67	-	174.67	=	0.00	186	524	2.0	1.0	66.67%
5	10/09/16	bk192				0	524	3	174.67	-	174.67	=	0.00	186	524	2.0	1.0	66.67%
6	10/09/16	bk192				0	524	3	174.67	-	174.67	=	0.00	186	524	2.0	1.0	66.67%
7	10/16/16	bk192	161	135	211	507	1031	6	171.83	-	174.67	=	-2.83	211	524	2.0	4.0	33.33%
8	10/23/16	bk192				0	1031	6	171.83	-	171.83	=	0.00	211	524	2.0	4.0	33.33%
9	10/30/16	171				0	1031	6	171.83	-	171.83	=	0.00	211	524	2.0	4.0	33.33%
10	11/06/16	bk192				0	1031	6	171.83	-	171.83	=	0.00	211	524	2.0	4.0	33.33%
11	11/06/16	bk192				0	1031	6	171.83	-	171.83	=	0.00	211	524	2.0	4.0	33.33%
12	11/13/16	bk192				0	1031	6	171.83	-	171.83	=	0.00	211	524	2.0	4.0	33.33%
13	11/20/16	bk192				0	1031	6	171.83	-	171.83	=	0.00	211	524	2.0	4.0	33.33%
14	11/27/16	bk192				0	1031	6	171.83	-	171.83	=	0.00	211	524	2.0	4.0	33.33%
15	11/27/16	bk192				0	1031	6	171.83	-	171.83	=	0.00	211	524	2.0	4.0	33.33%
16	12/04/16	bk192				0	1031	6	171.83	-	171.83	=	0.00	211	524	2.0	4.0	33.33%

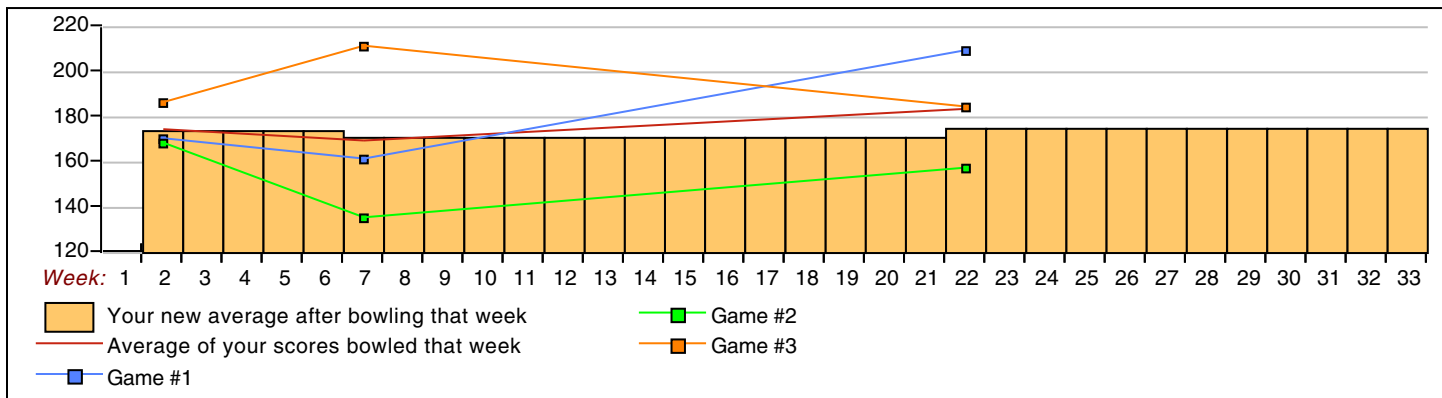
End of 1st part

17	12/11/16	bk192				0	1031	6	171.83	-	171.83	=	0.00	211	524	2.0	4.0	33.33%
18	12/18/16	bk192				0	1031	6	171.83	-	171.83	=	0.00	211	524	2.0	4.0	33.33%
19	01/08/17	bk192				0	1031	6	171.83	-	171.83	=	0.00	211	524	2.0	4.0	33.33%
20	01/15/17	bk192				0	1031	6	171.83	-	171.83	=	0.00	211	524	2.0	4.0	33.33%
21	01/22/17	bk192				0	1031	6	171.83	-	171.83	=	0.00	211	524	2.0	4.0	33.33%
22	01/29/17	bk192	209	157	184	550	1581	9	175.67	-	171.83	=	3.83	211	550	5.0	4.0	55.56%
23	01/29/17	175				0	1581	9	175.67	-	175.67	=	0.00	211	550	5.0	4.0	55.56%
24	02/05/17	175				0	1581	9	175.67	-	175.67	=	0.00	211	550	5.0	4.0	55.56%
25	02/12/17	175				0	1581	9	175.67	-	175.67	=	0.00	211	550	5.0	4.0	55.56%
26	02/19/17	175				0	1581	9	175.67	-	175.67	=	0.00	211	550	5.0	4.0	55.56%
27	02/26/17	175				0	1581	9	175.67	-	175.67	=	0.00	211	550	5.0	4.0	55.56%
28	02/26/17	175				0	1581	9	175.67	-	175.67	=	0.00	211	550	5.0	4.0	55.56%
29	03/05/17	175				0	1581	9	175.67	-	175.67	=	0.00	211	550	5.0	4.0	55.56%
30	03/12/17	175				0	1581	9	175.67	-	175.67	=	0.00	211	550	5.0	4.0	55.56%
31	03/12/17	175				0	1581	9	175.67	-	175.67	=	0.00	211	550	5.0	4.0	55.56%
32	03/19/17	175				0	1581	9	175.67	-	175.67	=	0.00	211	550	5.0	4.0	55.56%
33	03/26/17	175				0	1581	9	175.67	-	175.67	=	0.00	211	550	5.0	4.0	55.56%

<u><100</u>	<u>100's</u>	<u>125's</u>	<u>150's</u>	<u>175's</u>	<u>200's</u>	<u>225's</u>	<u>250's</u>	<u>275's</u>	<u>300's</u>
		1	4	2	2				
<u><400</u>	<u>400's</u>	<u>450's</u>	<u>500's</u>	<u>550's</u>	<u>600's</u>	<u>650's</u>	<u>700's</u>	<u>750's</u>	<u>800's</u>
			2	1					
<u>Ave of Game 1</u>			<u>Ave of Game 2</u>			<u>Ave of Game 3</u>			
180.00			153.33			193.67			

High Scores by Game

Game #1: 209 on week 22 Game #2: 168 on week 2 Game #3: 211 on week 7



Sunday Morning Threesome

Sunday 9:00 am

Classic Lanes

Lanes 1 - 16

Note: This report includes information through March 26 which is Week 33 of 33

Dennis Mc Veigh's Bowling Record

Week No.	Bowling Date	Old Ave	---Average Change---			Total	Pins	Gms	---Average Change---			High Game	High Sers	Points Won	Points Lost	%Won	
			-1-	-2-	-3-				New - Old	---> +/-							
1	09/11/16	bk220				0	0	0	-	0.00	=	0.00	0	0			0.00%
2	09/18/16	bk220				0	0	0	-	0.00	=	0.00	0	0			0.00%
3	09/25/16	bk220				0	0	0	-	0.00	=	0.00	0	0			0.00%
4	10/02/16	bk220				0	0	0	-	0.00	=	0.00	0	0			0.00%
5	10/09/16	bk220				0	0	0	-	0.00	=	0.00	0	0			0.00%
6	10/09/16	bk220				0	0	0	-	0.00	=	0.00	0	0			0.00%
7	10/16/16	bk220				0	0	0	-	0.00	=	0.00	0	0			0.00%
8	10/23/16	bk220				0	0	0	-	0.00	=	0.00	0	0			0.00%
9	10/30/16	180				0	0	0	-	0.00	=	0.00	0	0			0.00%
10	11/06/16	bk220				0	0	0	-	0.00	=	0.00	0	0			0.00%
11	11/06/16	bk220				0	0	0	-	0.00	=	0.00	0	0			0.00%
12	11/13/16	bk220				0	0	0	-	0.00	=	0.00	0	0			0.00%
13	11/20/16	bk220				0	0	0	-	0.00	=	0.00	0	0			0.00%
14	11/27/16	bk220				0	0	0	-	0.00	=	0.00	0	0			0.00%
15	11/27/16	bk220				0	0	0	-	0.00	=	0.00	0	0			0.00%
16	12/04/16	bk220				0	0	0	-	0.00	=	0.00	0	0			0.00%

End of 1st part

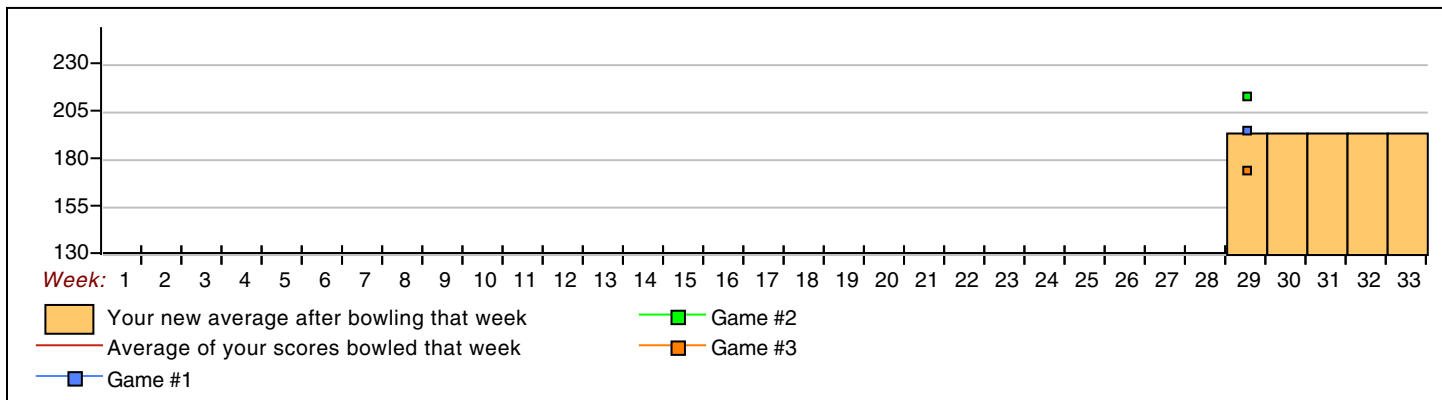
17	12/11/16	bk220				0	0	0	-	0.00	=	0.00	0	0			0.00%	
18	12/18/16	bk220				0	0	0	-	0.00	=	0.00	0	0			0.00%	
19	01/08/17	bk220				0	0	0	-	0.00	=	0.00	0	0			0.00%	
20	01/15/17	bk220				0	0	0	-	0.00	=	0.00	0	0			0.00%	
21	01/22/17	bk220				0	0	0	-	0.00	=	0.00	0	0			0.00%	
22	01/29/17	bk220				0	0	0	-	0.00	=	0.00	0	0			0.00%	
23	01/29/17	bk220				0	0	0	-	0.00	=	0.00	0	0			0.00%	
24	02/05/17	bk220				0	0	0	-	0.00	=	0.00	0	0			0.00%	
25	02/12/17	bk220				0	0	0	-	0.00	=	0.00	0	0			0.00%	
26	02/19/17	bk220				0	0	0	-	0.00	=	0.00	0	0			0.00%	
27	02/26/17	bk220				0	0	0	-	0.00	=	0.00	0	0			0.00%	
28	02/26/17	bk220				0	0	0	-	0.00	=	0.00	0	0			0.00%	
29	03/05/17	bk220	195	213	174	582	582	3	194.00	-	0.00	=	194.00	213	582	1.0	2.0	33.33%
30	03/12/17	bk220				0	582	3	194.00	-	194.00	=	0.00	213	582	1.0	2.0	33.33%
31	03/12/17	bk220				0	582	3	194.00	-	194.00	=	0.00	213	582	1.0	2.0	33.33%
32	03/19/17	bk220				0	582	3	194.00	-	194.00	=	0.00	213	582	1.0	2.0	33.33%
33	03/26/17	bk220				0	582	3	194.00	-	194.00	=	0.00	213	582	1.0	2.0	33.33%

<u><100</u>	<u>100's</u>	<u>125's</u>	<u>150's</u>	<u>175's</u>	<u>200's</u>	<u>225's</u>	<u>250's</u>	<u>275's</u>	<u>300's</u>
			1	1	1				
<u><400</u>	<u>400's</u>	<u>450's</u>	<u>500's</u>	<u>550's</u>	<u>600's</u>	<u>650's</u>	<u>700's</u>	<u>750's</u>	<u>800's</u>
				1					

<u>Ave of Game 1</u>	<u>Ave of Game 2</u>	<u>Ave of Game 3</u>
195.00	213.00	174.00

High Scores by Game

Game #1: 195 on week 29 Game #2: 213 on week 29 Game #3: 174 on week 29



Sunday Morning Threesome

Sunday 9:00 am

Classic Lanes

Lanes 1 - 16

Note: This report includes information through March 26 which is Week 33 of 33

Shannon Lobins's Bowling Record

Week No.	Bowling Date	Old Ave	---Average Change---			Total	Pins	Gms	New - Old ---> +/-			High Game	High Sers	Points Won	Points Lost	%Won		
			-1-	-2-	-3-					=	>							
1	09/11/16	180				0	0	0	-	0.00	=	0.00	0	0			0.00%	
2	09/18/16	180				0	0	0	-	0.00	=	0.00	0	0			0.00%	
3	09/25/16	180				0	0	0	-	0.00	=	0.00	0	0			0.00%	
4	10/02/16	180				0	0	0	-	0.00	=	0.00	0	0			0.00%	
5	10/09/16	180				0	0	0	-	0.00	=	0.00	0	0			0.00%	
6	10/09/16	180				0	0	0	-	0.00	=	0.00	0	0			0.00%	
7	10/16/16	180				0	0	0	-	0.00	=	0.00	0	0			0.00%	
8	10/23/16	bk101	95	101	109	305	305	3	101.67	-	0.00	=	101.67	109	305	1.5	1.5	50.00%
9	10/30/16	101				0	305	3	101.67	-	101.67	=	0.00	109	305	1.5	1.5	50.00%
10	11/06/16	bk101				0	305	3	101.67	-	101.67	=	0.00	109	305	1.5	1.5	50.00%
11	11/06/16	bk101				0	305	3	101.67	-	101.67	=	0.00	109	305	1.5	1.5	50.00%
12	11/13/16	bk101				0	305	3	101.67	-	101.67	=	0.00	109	305	1.5	1.5	50.00%
13	11/20/16	bk101				0	305	3	101.67	-	101.67	=	0.00	109	305	1.5	1.5	50.00%
14	11/27/16	bk101				0	305	3	101.67	-	101.67	=	0.00	109	305	1.5	1.5	50.00%
15	11/27/16	bk101				0	305	3	101.67	-	101.67	=	0.00	109	305	1.5	1.5	50.00%
16	12/04/16	bk101				0	305	3	101.67	-	101.67	=	0.00	109	305	1.5	1.5	50.00%

End of 1st part

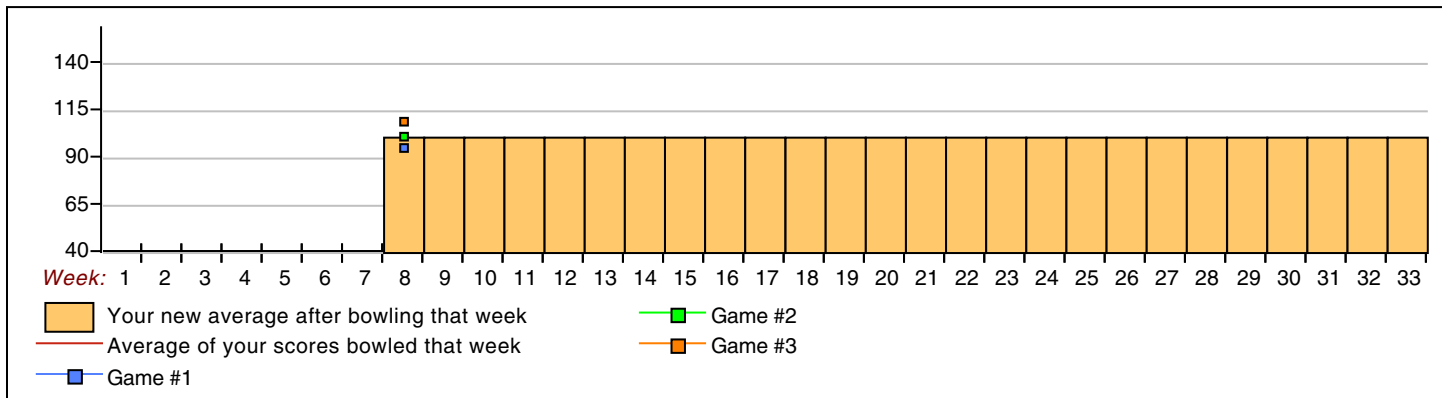
17	12/11/16	bk101				0	305	3	101.67	-	101.67	=	0.00	109	305	1.5	1.5	50.00%
18	12/18/16	bk101				0	305	3	101.67	-	101.67	=	0.00	109	305	1.5	1.5	50.00%
19	01/08/17	bk101				0	305	3	101.67	-	101.67	=	0.00	109	305	1.5	1.5	50.00%
20	01/15/17	bk101				0	305	3	101.67	-	101.67	=	0.00	109	305	1.5	1.5	50.00%
21	01/22/17	bk101				0	305	3	101.67	-	101.67	=	0.00	109	305	1.5	1.5	50.00%
22	01/29/17	bk101				0	305	3	101.67	-	101.67	=	0.00	109	305	1.5	1.5	50.00%
23	01/29/17	bk101				0	305	3	101.67	-	101.67	=	0.00	109	305	1.5	1.5	50.00%
24	02/05/17	bk101				0	305	3	101.67	-	101.67	=	0.00	109	305	1.5	1.5	50.00%
25	02/12/17	bk101				0	305	3	101.67	-	101.67	=	0.00	109	305	1.5	1.5	50.00%
26	02/19/17	bk101				0	305	3	101.67	-	101.67	=	0.00	109	305	1.5	1.5	50.00%
27	02/26/17	bk101				0	305	3	101.67	-	101.67	=	0.00	109	305	1.5	1.5	50.00%
28	02/26/17	bk101				0	305	3	101.67	-	101.67	=	0.00	109	305	1.5	1.5	50.00%
29	03/05/17	bk101				0	305	3	101.67	-	101.67	=	0.00	109	305	1.5	1.5	50.00%
30	03/12/17	bk101				0	305	3	101.67	-	101.67	=	0.00	109	305	1.5	1.5	50.00%
31	03/12/17	bk101				0	305	3	101.67	-	101.67	=	0.00	109	305	1.5	1.5	50.00%
32	03/19/17	bk101				0	305	3	101.67	-	101.67	=	0.00	109	305	1.5	1.5	50.00%
33	03/26/17	bk101				0	305	3	101.67	-	101.67	=	0.00	109	305	1.5	1.5	50.00%

<u><100</u>	<u>100's</u>	<u>125's</u>	<u>150's</u>	<u>175's</u>	<u>200's</u>	<u>225's</u>	<u>250's</u>	<u>275's</u>	<u>300's</u>
1	2								
<u><400</u>	<u>400's</u>	<u>450's</u>	<u>500's</u>	<u>550's</u>	<u>600's</u>	<u>650's</u>	<u>700's</u>	<u>750's</u>	<u>800's</u>
1									

<u>Ave of Game 1</u>	<u>Ave of Game 2</u>	<u>Ave of Game 3</u>
95.00	101.00	109.00

High Scores by Game

Game #1: 95 on week 8 Game #2: 101 on week 8 Game #3: 109 on week 8



Sunday Morning Threesome

Sunday 9:00 am

Classic Lanes

Lanes 1 - 16

Note: This report includes information through March 26 which is Week 33 of 33

Ryan Jastroch's Bowling Record

Week No.	Bowling Date	Old Ave	---Average Change---			Total	Pins	Gms	New - Old --> +/-		High Game	High Sers	Points Won	Points Lost	%Won	
			-1-	-2-	-3-											
1	09/11/16	180				0	0	0	- 0.00	= 0.00	0	0			0.00%	
2	09/18/16	180				0	0	0	- 0.00	= 0.00	0	0			0.00%	
3	09/25/16	180				0	0	0	- 0.00	= 0.00	0	0			0.00%	
4	10/02/16	180				0	0	0	- 0.00	= 0.00	0	0			0.00%	
5	10/09/16	180				0	0	0	- 0.00	= 0.00	0	0			0.00%	
6	10/09/16	180				0	0	0	- 0.00	= 0.00	0	0			0.00%	
7	10/16/16	180				0	0	0	- 0.00	= 0.00	0	0			0.00%	
8	10/23/16	180				0	0	0	- 0.00	= 0.00	0	0			0.00%	
9	10/30/16	180				0	0	0	- 0.00	= 0.00	0	0			0.00%	
10	11/06/16	180				0	0	0	- 0.00	= 0.00	0	0			0.00%	
11	11/06/16	180				0	0	0	- 0.00	= 0.00	0	0			0.00%	
12	11/13/16	bk213	254	194	225	673	673	3	224.33	- 0.00	= 224.33	254	673	2.0	1.0	66.67%
13	11/20/16	bk213	254	229	205	688	1361	6	226.83	- 224.33	= 2.50	254	688	4.5	1.5	75.00%
14	11/27/16	bk213				0	1361	6	226.83	- 226.83	= 0.00	254	688	4.5	1.5	75.00%
15	11/27/16	bk213				0	1361	6	226.83	- 226.83	= 0.00	254	688	4.5	1.5	75.00%
16	12/04/16	bk213				0	1361	6	226.83	- 226.83	= 0.00	254	688	4.5	1.5	75.00%

End of 1st part

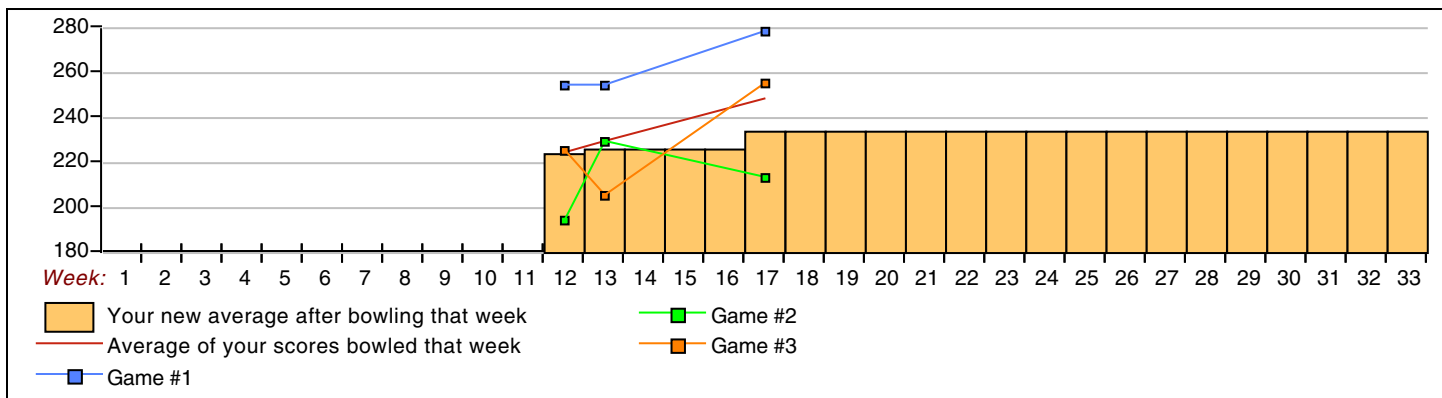
17	12/11/16	bk213	278	213	255	746	2107	9	234.11	- 226.83	= 7.28	278	746	6.5	2.5	72.22%
18	12/18/16	234				0	2107	9	234.11	- 234.11	= 0.00	278	746	6.5	2.5	72.22%
19	01/08/17	234				0	2107	9	234.11	- 234.11	= 0.00	278	746	6.5	2.5	72.22%
20	01/15/17	234				0	2107	9	234.11	- 234.11	= 0.00	278	746	6.5	2.5	72.22%
21	01/22/17	234				0	2107	9	234.11	- 234.11	= 0.00	278	746	6.5	2.5	72.22%
22	01/29/17	234				0	2107	9	234.11	- 234.11	= 0.00	278	746	6.5	2.5	72.22%
23	01/29/17	234				0	2107	9	234.11	- 234.11	= 0.00	278	746	6.5	2.5	72.22%
24	02/05/17	234				0	2107	9	234.11	- 234.11	= 0.00	278	746	6.5	2.5	72.22%
25	02/12/17	234				0	2107	9	234.11	- 234.11	= 0.00	278	746	6.5	2.5	72.22%
26	02/19/17	234				0	2107	9	234.11	- 234.11	= 0.00	278	746	6.5	2.5	72.22%
27	02/26/17	234				0	2107	9	234.11	- 234.11	= 0.00	278	746	6.5	2.5	72.22%
28	02/26/17	234				0	2107	9	234.11	- 234.11	= 0.00	278	746	6.5	2.5	72.22%
29	03/05/17	234				0	2107	9	234.11	- 234.11	= 0.00	278	746	6.5	2.5	72.22%
30	03/12/17	234				0	2107	9	234.11	- 234.11	= 0.00	278	746	6.5	2.5	72.22%
31	03/12/17	234				0	2107	9	234.11	- 234.11	= 0.00	278	746	6.5	2.5	72.22%
32	03/19/17	234				0	2107	9	234.11	- 234.11	= 0.00	278	746	6.5	2.5	72.22%
33	03/26/17	234				0	2107	9	234.11	- 234.11	= 0.00	278	746	6.5	2.5	72.22%

<u><100</u>	<u>100's</u>	<u>125's</u>	<u>150's</u>	<u>175's</u>	<u>200's</u>	<u>225's</u>	<u>250's</u>	<u>275's</u>	<u>300's</u>
				1	2	2	3	1	
<u><400</u>	<u>400's</u>	<u>450's</u>	<u>500's</u>	<u>550's</u>	<u>600's</u>	<u>650's</u>	<u>700's</u>	<u>750's</u>	<u>800's</u>
						2	1		

<u>Ave of Game 1</u>	<u>Ave of Game 2</u>	<u>Ave of Game 3</u>
262.00	212.00	228.33

High Scores by Game

Game #1: 278 on week 17 Game #2: 229 on week 13 Game #3: 255 on week 17



Sunday Morning Threesome

Sunday 9:00 am

Classic Lanes

Lanes 1 - 16

Note: This report includes information through March 26 which is Week 33 of 33

Jenna Darosewski's Bowling Record

Week No.	Bowling Date	Old Ave	---Average Change---			Total	Pins	Gms	---Average Change---			High Game	High Sers	Points Won	Points Lost	%Won
			-1-	-2-	-3-				New - Old	---> +/-						
1	09/11/16	180				0	0	0	-	0.00	=	0.00	0	0		0.00%
2	09/18/16	180				0	0	0	-	0.00	=	0.00	0	0		0.00%
3	09/25/16	180				0	0	0	-	0.00	=	0.00	0	0		0.00%
4	10/02/16	180				0	0	0	-	0.00	=	0.00	0	0		0.00%
5	10/09/16	180				0	0	0	-	0.00	=	0.00	0	0		0.00%
6	10/09/16	180				0	0	0	-	0.00	=	0.00	0	0		0.00%
7	10/16/16	180				0	0	0	-	0.00	=	0.00	0	0		0.00%
8	10/23/16	180				0	0	0	-	0.00	=	0.00	0	0		0.00%
9	10/30/16	180				0	0	0	-	0.00	=	0.00	0	0		0.00%
10	11/06/16	180				0	0	0	-	0.00	=	0.00	0	0		0.00%
11	11/06/16	180				0	0	0	-	0.00	=	0.00	0	0		0.00%
12	11/13/16	180				0	0	0	-	0.00	=	0.00	0	0		0.00%
13	11/20/16	180				0	0	0	-	0.00	=	0.00	0	0		0.00%
14	11/27/16	180				0	0	0	-	0.00	=	0.00	0	0		0.00%
15	11/27/16	180				0	0	0	-	0.00	=	0.00	0	0		0.00%
16	12/04/16	180				0	0	0	-	0.00	=	0.00	0	0		0.00%

End of 1st part

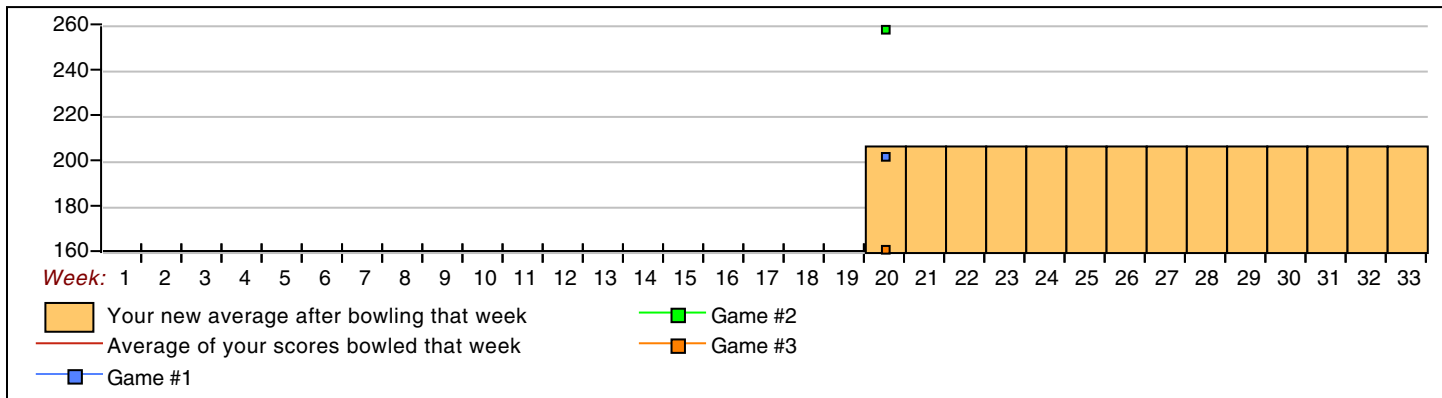
17	12/11/16	180				0	0	0	-	0.00	=	0.00	0	0		0.00%		
18	12/18/16	180				0	0	0	-	0.00	=	0.00	0	0		0.00%		
19	01/08/17	180				0	0	0	-	0.00	=	0.00	0	0		0.00%		
20	01/15/17	bk195	202	258	161	621	621	3	207.00	-	0.00	=	207.00	258	621	2.0	1.0	66.67%
21	01/22/17	bk195				0	621	3	207.00	-	207.00	=	0.00	258	621	2.0	1.0	66.67%
22	01/29/17	bk195				0	621	3	207.00	-	207.00	=	0.00	258	621	2.0	1.0	66.67%
23	01/29/17	bk195				0	621	3	207.00	-	207.00	=	0.00	258	621	2.0	1.0	66.67%
24	02/05/17	bk195				0	621	3	207.00	-	207.00	=	0.00	258	621	2.0	1.0	66.67%
25	02/12/17	bk195				0	621	3	207.00	-	207.00	=	0.00	258	621	2.0	1.0	66.67%
26	02/19/17	bk195				0	621	3	207.00	-	207.00	=	0.00	258	621	2.0	1.0	66.67%
27	02/26/17	bk195				0	621	3	207.00	-	207.00	=	0.00	258	621	2.0	1.0	66.67%
28	02/26/17	bk195				0	621	3	207.00	-	207.00	=	0.00	258	621	2.0	1.0	66.67%
29	03/05/17	bk195				0	621	3	207.00	-	207.00	=	0.00	258	621	2.0	1.0	66.67%
30	03/12/17	bk195				0	621	3	207.00	-	207.00	=	0.00	258	621	2.0	1.0	66.67%
31	03/12/17	bk195				0	621	3	207.00	-	207.00	=	0.00	258	621	2.0	1.0	66.67%
32	03/19/17	bk195				0	621	3	207.00	-	207.00	=	0.00	258	621	2.0	1.0	66.67%
33	03/26/17	bk195				0	621	3	207.00	-	207.00	=	0.00	258	621	2.0	1.0	66.67%

<u><100</u>	<u>100's</u>	<u>125's</u>	<u>150's</u>	<u>175's</u>	<u>200's</u>	<u>225's</u>	<u>250's</u>	<u>275's</u>	<u>300's</u>
			1		1		1		
<u><400</u>	<u>400's</u>	<u>450's</u>	<u>500's</u>	<u>550's</u>	<u>600's</u>	<u>650's</u>	<u>700's</u>	<u>750's</u>	<u>800's</u>
					1				

<u>Ave of Game 1</u>	<u>Ave of Game 2</u>	<u>Ave of Game 3</u>
202.00	258.00	161.00

High Scores by Game

Game #1: 202 on week 20 Game #2: 258 on week 20 Game #3: 161 on week 20



Sunday Morning Threesome

Sunday 9:00 am

Classic Lanes

Lanes 1 - 16

Note: This report includes information through March 26 which is Week 33 of 33

Dale Traber's Bowling Record - Team 6: Eagle Media Inc

Week No.	Bowling Date	Old Ave	-1-	-2-	-3-	Total	Pins	Gms	---Average Change---			High Game	High Sers	Points Won	Points Lost	%Won		
									New	Old	---> +/-							
1	09/11/16	bk223	224	203	213	640	640	3	213.33	-	0.00	=	213.33	224	640	2.0	1.0	66.67%
2	09/18/16	bk223				0	640	3	213.33	-	213.33	=	0.00	224	640	2.0	1.0	66.67%
3	09/25/16	bk223				0	640	3	213.33	-	213.33	=	0.00	224	640	2.0	1.0	66.67%
4	10/02/16	bk223				0	640	3	213.33	-	213.33	=	0.00	224	640	2.0	1.0	66.67%
5	10/09/16	bk223				0	640	3	213.33	-	213.33	=	0.00	224	640	2.0	1.0	66.67%
6	10/09/16	bk223				0	640	3	213.33	-	213.33	=	0.00	224	640	2.0	1.0	66.67%
7	10/16/16	bk223				0	640	3	213.33	-	213.33	=	0.00	224	640	2.0	1.0	66.67%
8	10/23/16	bk223				0	640	3	213.33	-	213.33	=	0.00	224	640	2.0	1.0	66.67%
9	10/30/16	213				0	640	3	213.33	-	213.33	=	0.00	224	640	2.0	1.0	66.67%
10	11/06/16	bk223				0	640	3	213.33	-	213.33	=	0.00	224	640	2.0	1.0	66.67%
11	11/06/16	bk223				0	640	3	213.33	-	213.33	=	0.00	224	640	2.0	1.0	66.67%
12	11/13/16	bk223				0	640	3	213.33	-	213.33	=	0.00	224	640	2.0	1.0	66.67%
13	11/20/16	bk223				0	640	3	213.33	-	213.33	=	0.00	224	640	2.0	1.0	66.67%
14	11/27/16	bk223				0	640	3	213.33	-	213.33	=	0.00	224	640	2.0	1.0	66.67%
15	11/27/16	bk223				0	640	3	213.33	-	213.33	=	0.00	224	640	2.0	1.0	66.67%
16	12/04/16	bk223				0	640	3	213.33	-	213.33	=	0.00	224	640	2.0	1.0	66.67%

End of 1st part

17	12/11/16	bk223				0	640	3	213.33	-	213.33	=	0.00	224	640	2.0	1.0	66.67%
18	12/18/16	bk223				0	640	3	213.33	-	213.33	=	0.00	224	640	2.0	1.0	66.67%
19	01/08/17	bk223				0	640	3	213.33	-	213.33	=	0.00	224	640	2.0	1.0	66.67%
20	01/15/17	bk223				0	640	3	213.33	-	213.33	=	0.00	224	640	2.0	1.0	66.67%
21	01/22/17	bk223				0	640	3	213.33	-	213.33	=	0.00	224	640	2.0	1.0	66.67%
22	01/29/17	bk223				0	640	3	213.33	-	213.33	=	0.00	224	640	2.0	1.0	66.67%
23	01/29/17	bk223				0	640	3	213.33	-	213.33	=	0.00	224	640	2.0	1.0	66.67%
24	02/05/17	bk223				0	640	3	213.33	-	213.33	=	0.00	224	640	2.0	1.0	66.67%
25	02/12/17	bk223				0	640	3	213.33	-	213.33	=	0.00	224	640	2.0	1.0	66.67%
26	02/19/17	bk223				0	640	3	213.33	-	213.33	=	0.00	224	640	2.0	1.0	66.67%
27	02/26/17	bk223				0	640	3	213.33	-	213.33	=	0.00	224	640	2.0	1.0	66.67%
28	02/26/17	bk223				0	640	3	213.33	-	213.33	=	0.00	224	640	2.0	1.0	66.67%
29	03/05/17	bk223				0	640	3	213.33	-	213.33	=	0.00	224	640	2.0	1.0	66.67%
30	03/12/17	bk223				0	640	3	213.33	-	213.33	=	0.00	224	640	2.0	1.0	66.67%
31	03/12/17	bk223				0	640	3	213.33	-	213.33	=	0.00	224	640	2.0	1.0	66.67%
32	03/19/17	bk223				0	640	3	213.33	-	213.33	=	0.00	224	640	2.0	1.0	66.67%
33	03/26/17	bk223				0	640	3	213.33	-	213.33	=	0.00	224	640	2.0	1.0	66.67%

<100 100's 125's 150's 175's 200's 225's 250's 275's 300's
3
<400 400's 450's 500's 550's 600's 650's 700's 750's 800's
1

Ave of Game 1 Ave of Game 2 Ave of Game 3
224.00 203.00 213.00

High Scores by Game

Game #1: 224 on week 1 Game #2: 203 on week 1 Game #3: 213 on week 1

