

Sunday Morning Threesome

Sunday 9:00 am

Classic Lanes

Lanes 1 - 16

Note: This report includes information through March 26 which is Week 33 of 33

Team 10: Balls Deep

Name	Pins	Gms	True Average	Book Ave	High Game	High Sers	Points Won	Points Lost	%Won
Ortiz, David	12252	80	153.15	172	228	551	49.0	35.0	58.33%
Ruminski, Brian	11511	66	174.41	173	269	617	33.0	33.0	50.00%
Novak, Matt	10958	63	173.94	186	268	678	29.0	40.0	42.03%
Leskovar, Joe	9053	42	215.55	213	276	742	19.5	19.5	50.00%
Scheelk, Jason	5081	27	188.19	—	226	621	15.0	15.0	50.00%

Team History

Week No.	Bowling Date	Opp. Team	-1-	-2-	-3-	Total	Last Wk WON	Last Wk Lost	Points Won	Points Lost	Year-To-Date WON	Y-T-D LOST	High Game	High Sers
1	09/11/16	9	508	529	542	1579	6	10	6	10	6	10	542	1579
2	09/18/16	5	461	444	480	1385	3	13	9	23	9	23	542	1579
3	09/25/16	15	550	484	596	1630	8	8	17	31	17	31	596	1630
4	10/02/16	1	504	525	597	1626	12	4	29	35	29	35	597	1630
5	10/09/16	7	493	539	434	1466	4	12	33	47	33	47	597	1630
6	10/09/16	3	547	549	605	1701	14	2	47	49	47	49	605	1701
7	10/16/16	14	523	479	429	1431	3	13	50	62	50	62	605	1701
8	10/23/16	12	590	556	494	1640	6	10	56	72	56	72	605	1701
9	10/30/16	6	459	486	477	1422	4	12	60	84	60	84	605	1701
10	11/06/16	8	500	491	504	1495	11	5	71	89	71	89	605	1701
11	11/06/16	11	546	428	460	1434	5	11	76	100	76	100	605	1701
12	11/13/16	16	546	577	503	1626	14	2	90	102	90	102	605	1701
13	11/20/16	4	499	486	561	1546	9	7	99	109	99	109	605	1701
14	11/27/16	13	452	516	483	1451	5	11	104	120	104	120	605	1701
15	11/27/16	2	416	502	447	1365	1	15	105	135	105	135	605	1701
16	12/04/16	11	0	0	0	0	0	16	105	151	105	151	605	1701

End of 1st part

17	12/11/16	9	586	535	499	1620	12	4	12	4	117	155	605	1701
18	12/18/16	5	538	486	628	1652	4	12	16	16	121	167	628	1701
19	01/08/17	15	504	566	527	1597	2	14	18	30	123	181	628	1701
20	01/15/17	1	508	572	632	1712	10	6	28	36	133	187	632	1712
21	01/22/17	7	454	442	574	1470	6	10	34	46	139	197	632	1712
22	01/29/17	3	468	606	515	1589	5	11	39	57	144	208	632	1712
23	01/29/17	14	604	547	588	1739	10	6	49	63	154	214	632	1739
24	02/05/17	12	525	505	473	1503	7	9	56	72	161	223	632	1739
25	02/12/17	6	442	495	473	1410	10	6	66	78	171	229	632	1739
26	02/19/17	8	430	584	485	1499	6	10	72	88	177	239	632	1739
27	02/26/17	11	538	616	593	1747	14	2	86	90	191	241	632	1747
28	02/26/17	16	529	601	611	1741	14	2	100	92	205	243	632	1747
29	03/05/17	4	562	549	584	1695	13	3	113	95	218	246	632	1747
30	03/12/17	13	525	622	628	1775	14½	1½	127½	96½	232½	247½	632	1775
31	03/12/17	2	558	599	560	1717	12	4	139½	100½	244½	251½	632	1775
32	03/19/17	12	468	481	552	1501	13	3	152½	103½	257½	254½	632	1775
33	03/26/17	13	848	738	738	2324	14	2	166½	105½	271½	256½	632	1775

Sunday Morning Threesome

Sunday 9:00 am

Classic Lanes

Lanes 1 - 16

Note: This report includes information through March 26 which is Week 33 of 33

David Ortiz's Bowling Record - Team 10: Balls Deep

Week No.	Bowling Date	Old Ave	---Average Change---			Total	Pins	Gms	New - Old ---> +/-			High Game	High Sers	Points Won	Points Lost	%Won		
			-1-	-2-	-3-					=								
1	09/11/16	bk172				0	0	0	-	0.00	=	0.00	0	0			0.00%	
2	09/18/16	bk172	115	137	133	385	385	3	128.33	-	0.00	=	128.33	137	385	3.0	0.00%	
3	09/25/16	bk172				0	385	3	128.33	-	128.33	=	0.00	137	385	3.0	0.00%	
4	10/02/16	bk172	130	153	160	443	828	6	138.00	-	128.33	=	9.67	160	443	6.0	0.00%	
5	10/09/16	bk172	135	148	140	423	1251	9	139.00	-	138.00	=	1.00	160	443	1.0	8.0	11.11%
6	10/09/16	139	157	111	138	406	1657	12	138.08	-	139.00	=	-0.92	160	443	3.0	9.0	25.00%
7	10/16/16	138	122	128	124	374	2031	15	135.40	-	138.08	=	-2.68	160	443	4.0	11.0	26.67%
8	10/23/16	135				0	2031	15	135.40	-	135.40	=	0.00	160	443	4.0	11.0	26.67%
9	10/30/16	135	148	121	144	413	2444	18	135.78	-	135.40	=	0.38	160	443	6.0	12.0	33.33%
10	11/06/16	135	131	94	156	381	2825	21	134.52	-	135.78	=	-1.25	160	443	8.0	13.0	38.10%
11	11/06/16	134	228	134	164	526	3351	24	139.63	-	134.52	=	5.10	228	526	11.0	13.0	45.83%
12	11/13/16	139	179	180	123	482	3833	27	141.96	-	139.63	=	2.34	228	526	13.0	14.0	48.15%
13	11/20/16	141	132	136	157	425	4258	30	141.93	-	141.96	=	-0.03	228	526	15.0	15.0	50.00%
14	11/27/16	141	134	123	126	383	4641	33	140.64	-	141.93	=	-1.30	228	526	16.0	17.0	48.48%
15	11/27/16	140	117	152	124	393	5034	36	139.83	-	140.64	=	-0.80	228	526	16.0	20.0	44.44%
16	12/04/16	139	a119	a119	a119	357	5034	36	139.83	-	139.83	=	0.00	228	526	16.0	23.0	41.03%

End of 1st part

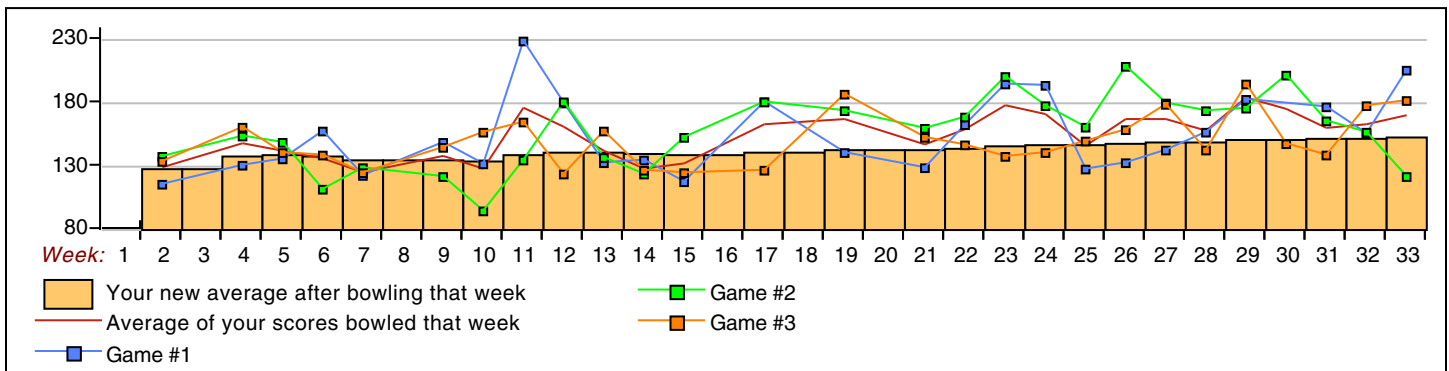
17	12/11/16	139	180	180	126	486	5520	39	141.54	-	139.83	=	1.71	228	526	18.0	24.0	42.86%
18	12/18/16	141				0	5520	39	141.54	-	141.54	=	0.00	228	526	18.0	24.0	42.86%
19	01/08/17	141	140	173	186	499	6019	42	143.31	-	141.54	=	1.77	228	526	20.0	25.0	44.44%
20	01/15/17	143				0	6019	42	143.31	-	143.31	=	0.00	228	526	20.0	25.0	44.44%
21	01/22/17	143	128	159	152	439	6458	45	143.51	-	143.31	=	0.20	228	526	22.0	26.0	45.83%
22	01/29/17	143	162	168	146	476	6934	48	144.46	-	143.51	=	0.95	228	526	24.0	27.0	47.06%
23	01/29/17	144	194	200	137	531	7465	51	146.37	-	144.46	=	1.91	228	531	26.0	28.0	48.15%
24	02/05/17	146	193	177	140	510	7975	54	147.69	-	146.37	=	1.31	228	531	28.0	29.0	49.12%
25	02/12/17	147	127	160	149	436	8411	57	147.56	-	147.69	=	-0.12	228	531	30.0	30.0	50.00%
26	02/19/17	147	132	208	158	498	8909	60	148.48	-	147.56	=	0.92	228	531	31.0	32.0	49.21%
27	02/26/17	148	142	179	178	499	9408	63	149.33	-	148.48	=	0.85	228	531	34.0	32.0	51.52%
28	02/26/17	149	156	173	142	471	9879	66	149.68	-	149.33	=	0.35	228	531	36.0	33.0	52.17%
29	03/05/17	149	182	175	194	551	10430	69	151.16	-	149.68	=	1.48	228	551	39.0	33.0	54.17%
30	03/12/17	151	a131	201	147	479	10778	71	151.80	-	151.16	=	0.64	228	551	42.0	33.0	56.00%
31	03/12/17	151	176	165	138	479	11257	74	152.12	-	151.80	=	0.32	228	551	44.0	34.0	56.41%
32	03/19/17	152	155	156	177	488	11745	77	152.53	-	152.12	=	0.41	228	551	47.0	34.0	58.02%
33	03/26/17	152	205	121	181	507	12252	80	153.15	-	152.53	=	0.62	228	551	49.0	35.0	58.33%

<100	100's	125's	150's	175's	200's	225's	250's	275's	300's
1	10	29	19	16	4	1			
<400	400's	450's	500's	550's	600's	650's	700's	750's	800's
5	7	10	4	1					

Ave of Game 1	Ave of Game 2	Ave of Game 3
153.85	156.00	149.63

High Scores by Game

Game #1: 228 on week 11 Game #2: 208 on week 26 Game #3: 194 on week 29



Sunday Morning Threesome

Sunday 9:00 am

Classic Lanes

Lanes 1 - 16

Note: This report includes information through March 26 which is Week 33 of 33

Brian Ruminski's Bowling Record - Team 10: Balls Deep

Week No.	Bowling Date	Old Ave	---Average Change---			Total	Pins	Gms	New - Old ---> +/-			High Game	High Sers	Points Won	Points Lost	%Won		
			-1-	-2-	-3-													
1	09/11/16	bk173	156	145	129	430	430	3	143.33	-	0.00	=	143.33	156	430			0.00%
2	09/18/16	bk173	190	144	150	484	914	6	152.33	-	143.33	=	9.00	190	484	3.0	3.0	50.00%
3	09/25/16	bk173	188	142	221	551	1465	9	162.78	-	152.33	=	10.44	221	551	4.0	5.0	44.44%
4	10/02/16	162	179	169	214	562	2027	12	168.92	-	162.78	=	6.14	221	562	7.0	5.0	58.33%
5	10/09/16	168				0	2027	12	168.92	-	168.92	=	0.00	221	562	7.0	5.0	58.33%
6	10/09/16	168	213	170	234	617	2644	15	176.27	-	168.92	=	7.35	234	617	10.0	5.0	66.67%
7	10/16/16	176	236	159	155	550	3194	18	177.44	-	176.27	=	1.18	236	617	11.0	7.0	61.11%
8	10/23/16	177	213	183	158	554	3748	21	178.48	-	177.44	=	1.03	236	617	13.0	8.0	61.90%
9	10/30/16	178				0	3748	21	178.48	-	178.48	=	0.00	236	617	13.0	8.0	61.90%
10	11/06/16	178				0	3748	21	178.48	-	178.48	=	0.00	236	617	13.0	8.0	61.90%
11	11/06/16	178	158	147	160	465	4213	24	175.54	-	178.48	=	-2.93	236	617	13.0	11.0	54.17%
12	11/13/16	175				0	4213	24	175.54	-	175.54	=	0.00	236	617	13.0	11.0	54.17%
13	11/20/16	175				0	4213	24	175.54	-	175.54	=	0.00	236	617	13.0	11.0	54.17%
14	11/27/16	175				0	4213	24	175.54	-	175.54	=	0.00	236	617	13.0	11.0	54.17%
15	11/27/16	175				0	4213	24	175.54	-	175.54	=	0.00	236	617	13.0	11.0	54.17%
16	12/04/16	175				0	4213	24	175.54	-	175.54	=	0.00	236	617	13.0	11.0	54.17%

End of 1st part

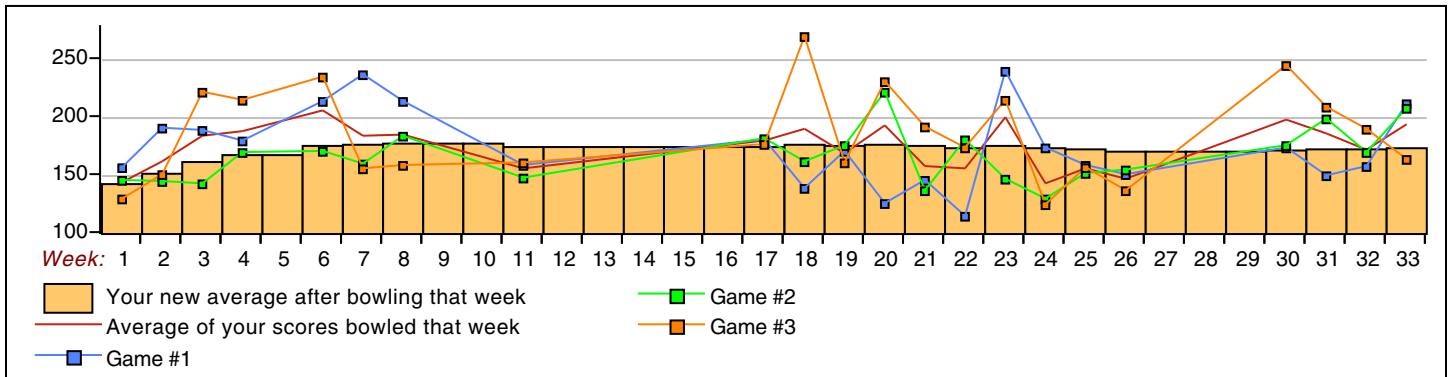
17	12/11/16	175	180	181	176	537	4750	27	175.93	-	175.54	=	0.38	236	617	15.0	12.0	55.56%
18	12/18/16	175	138	161	269	568	5318	30	177.27	-	175.93	=	1.34	269	617	16.0	14.0	53.33%
19	01/08/17	177	170	175	160	505	5823	33	176.45	-	177.27	=	-0.81	269	617	16.0	17.0	48.48%
20	01/15/17	176	125	221	230	576	6399	36	177.75	-	176.45	=	1.30	269	617	18.0	18.0	50.00%
21	01/22/17	177	145	136	191	472	6871	39	176.18	-	177.75	=	-1.57	269	617	19.0	20.0	48.72%
22	01/29/17	176	114	180	173	467	7338	42	174.71	-	176.18	=	-1.47	269	617	19.0	23.0	45.24%
23	01/29/17	174	239	146	214	599	7937	45	176.38	-	174.71	=	1.66	269	617	21.0	24.0	46.67%
24	02/05/17	176	173	129	124	426	8363	48	174.23	-	176.38	=	-2.15	269	617	22.0	26.0	45.83%
25	02/12/17	174	158	151	156	465	8828	51	173.10	-	174.23	=	-1.13	269	617	23.0	28.0	45.10%
26	02/19/17	173	150	154	136	440	9268	54	171.63	-	173.10	=	-1.47	269	617	24.0	30.0	44.44%
27	02/26/17	171				0	9268	54	171.63	-	171.63	=	0.00	269	617	24.0	30.0	44.44%
28	02/26/17	171				0	9268	54	171.63	-	171.63	=	0.00	269	617	24.0	30.0	44.44%
29	03/05/17	171				0	9268	54	171.63	-	171.63	=	0.00	269	617	24.0	30.0	44.44%
30	03/12/17	171	173	175	244	592	9860	57	172.98	-	171.63	=	1.35	269	617	26.0	31.0	45.61%
31	03/12/17	172	149	198	208	555	10415	60	173.58	-	172.98	=	0.60	269	617	29.0	31.0	48.33%
32	03/19/17	173	157	169	189	515	10930	63	173.49	-	173.58	=	-0.09	269	617	30.0	33.0	47.62%
33	03/26/17	173	211	207	163	581	11511	66	174.41	-	173.49	=	0.92	269	617	33.0	33.0	50.00%

<100	<u>100's</u>	<u>125's</u>	<u>150's</u>	<u>175's</u>	<u>200's</u>	<u>225's</u>	<u>250's</u>	<u>275's</u>	<u>300's</u>
	2	13	23	13	9	5	1		
<400	<u>400's</u>	<u>450's</u>	<u>500's</u>	<u>550's</u>	<u>600's</u>	<u>650's</u>	<u>700's</u>	<u>750's</u>	<u>800's</u>
	3	5	3	10	1				

<u>Ave of Game 1</u>	<u>Ave of Game 2</u>	<u>Ave of Game 3</u>
173.41	165.55	184.27

High Scores by Game

Game #1: **239** on week **23** Game #2: **221** on week **20** Game #3: **269** on week **18**



Sunday Morning Threesome

Sunday 9:00 am

Classic Lanes

Lanes 1 - 16

Note: This report includes information through March 26 which is Week 33 of 33

Matt Novak's Bowling Record - Team 10: Balls Deep

Week No.	Bowling Date	Old Ave	---Average Change---			Total	Pins	Gms	New - Old ---> +/-			High Game	High Sers	Points Won	Points Lost	%Won		
			-1-	-2-	-3-													
1	09/11/16	bk186	150	195	213	558	558	3	186.00	-	0.00	=	186.00	213	558	2.0	1.0	66.67%
2	09/18/16	bk186	156	163	197	516	1074	6	179.00	-	186.00	=	-7.00	213	558	2.0	4.0	33.33%
3	09/25/16	bk186	210	170	164	544	1618	9	179.78	-	179.00	=	0.78	213	558	3.0	6.0	33.33%
4	10/02/16	179				0	1618	9	179.78	-	179.78	=	0.00	213	558	3.0	6.0	33.33%
5	10/09/16	179	182	186	160	528	2146	12	178.83	-	179.78	=	-0.94	213	558	5.0	7.0	41.67%
6	10/09/16	178	177	268	233	678	2824	15	188.27	-	178.83	=	9.43	268	678	7.0	8.0	46.67%
7	10/16/16	188	165	192	150	507	3331	18	185.06	-	188.27	=	-3.21	268	678	8.0	10.0	44.44%
8	10/23/16	185	a165	a165	a165	495	3331	18	185.06	-	185.06	=	0.00	268	678	9.0	12.0	42.86%
9	10/30/16	185	131	164	168	463	3794	21	180.67	-	185.06	=	-4.39	268	678	10.0	14.0	41.67%
10	11/06/16	180	142	186	168	496	4290	24	178.75	-	180.67	=	-1.92	268	678	11.0	16.0	40.74%
11	11/06/16	178	160	147	136	443	4733	27	175.30	-	178.75	=	-3.45	268	678	11.0	19.0	36.67%
12	11/13/16	175	159	204	199	562	5295	30	176.50	-	175.30	=	1.20	268	678	13.0	20.0	39.39%
13	11/20/16	176				0	5295	30	176.50	-	176.50	=	0.00	268	678	13.0	20.0	39.39%
14	11/27/16	176	144	169	145	458	5753	33	174.33	-	176.50	=	-2.17	268	678	14.0	22.0	38.89%
15	11/27/16	174	127	197	146	470	6223	36	172.86	-	174.33	=	-1.47	268	678	14.0	25.0	35.90%
16	12/04/16	172	a152	a152	a152	456	6223	36	172.86	-	172.86	=	0.00	268	678	14.0	28.0	33.33%

End of 1st part

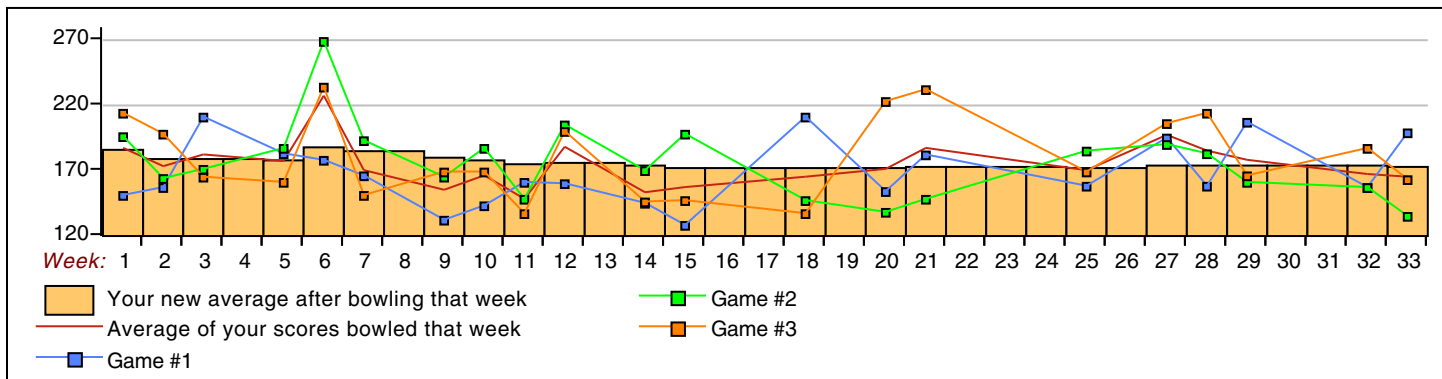
17	12/11/16	172				0	6223	36	172.86	-	172.86	=	0.00	268	678	14.0	28.0	33.33%
18	12/18/16	172	210	146	136	492	6715	39	172.18	-	172.86	=	-0.68	268	678	15.0	30.0	33.33%
19	01/08/17	172				0	6715	39	172.18	-	172.18	=	0.00	268	678	15.0	30.0	33.33%
20	01/15/17	172	153	137	222	512	7227	42	172.07	-	172.18	=	-0.11	268	678	16.0	32.0	33.33%
21	01/22/17	172	181	147	231	559	7786	45	173.02	-	172.07	=	0.95	268	678	17.0	34.0	33.33%
22	01/29/17	173				0	7786	45	173.02	-	173.02	=	0.00	268	678	17.0	34.0	33.33%
23	01/29/17	173				0	7786	45	173.02	-	173.02	=	0.00	268	678	17.0	34.0	33.33%
24	02/05/17	173				0	7786	45	173.02	-	173.02	=	0.00	268	678	17.0	34.0	33.33%
25	02/12/17	173	157	184	168	509	8295	48	172.81	-	173.02	=	-0.21	268	678	19.0	35.0	35.19%
26	02/19/17	172				0	8295	48	172.81	-	172.81	=	0.00	268	678	19.0	35.0	35.19%
27	02/26/17	172	194	189	205	588	8883	51	174.18	-	172.81	=	1.36	268	678	22.0	35.0	38.60%
28	02/26/17	174	157	182	213	552	9435	54	174.72	-	174.18	=	0.55	268	678	24.0	36.0	40.00%
29	03/05/17	174	206	160	165	531	9966	57	174.84	-	174.72	=	0.12	268	678	25.0	38.0	39.68%
30	03/12/17	174				0	9966	57	174.84	-	174.84	=	0.00	268	678	25.0	38.0	39.68%
31	03/12/17	174				0	9966	57	174.84	-	174.84	=	0.00	268	678	25.0	38.0	39.68%
32	03/19/17	174	156	156	186	498	10464	60	174.40	-	174.84	=	-0.44	268	678	27.0	39.0	40.91%
33	03/26/17	174	198	134	162	494	10958	63	173.94	-	174.40	=	-0.46	268	678	29.0	40.0	42.03%

<100	100's	125's	150's	175's	200's	225's	250's	275's	300's
		13	23	16	8	2	1		
<400	400's	450's	500's	550's	600's	650's	700's	750's	800's
	1	7	7	5		1			

<u>Ave of Game 1</u>	<u>Ave of Game 2</u>	<u>Ave of Game 3</u>
167.38	175.05	179.38

High Scores by Game

Game #1: 210 on week 3 Game #2: 268 on week 6 Game #3: 233 on week 6



Sunday Morning Threesome

Sunday 9:00 am

Classic Lanes

Lanes 1 - 16

Note: This report includes information through March 26 which is Week 33 of 33

Joe Leskovar's Bowling Record - Team 10: Balls Deep

Week No.	Bowling Date	Old Ave	---Average Change---			Total	Pins	Gms	New - Old ---> +/-		High Game	High Sers	Points Won	Points Lost	%Won			
			-1-	-2-	-3-													
1	09/11/16	bk213				0	0	0	-	0.00	=	0.00	0	0	0.00%			
2	09/18/16	bk213				0	0	0	-	0.00	=	0.00	0	0	0.00%			
3	09/25/16	bk213				0	0	0	-	0.00	=	0.00	0	0	0.00%			
4	10/02/16	bk213				0	0	0	-	0.00	=	0.00	0	0	0.00%			
5	10/09/16	bk213				0	0	0	-	0.00	=	0.00	0	0	0.00%			
6	10/09/16	bk213				0	0	0	-	0.00	=	0.00	0	0	0.00%			
7	10/16/16	bk213				0	0	0	-	0.00	=	0.00	0	0	0.00%			
8	10/23/16	bk213	212	208	171	591	591	3	197.00	-	0.00	=	197.00	212	591	1.0	2.0	33.33%
9	10/30/16	197				0	591	3	197.00	-	197.00	=	0.00	212	591	1.0	2.0	33.33%
10	11/06/16	bk213	227	211	180	618	1209	6	201.50	-	197.00	=	4.50	227	618	4.0	2.0	66.67%
11	11/06/16	bk213				0	1209	6	201.50	-	201.50	=	0.00	227	618	4.0	2.0	66.67%
12	11/13/16	bk213				0	1209	6	201.50	-	201.50	=	0.00	227	618	4.0	2.0	66.67%
13	11/20/16	bk213	213	193	236	642	1851	9	205.67	-	201.50	=	4.17	236	642	6.0	3.0	66.67%
14	11/27/16	205	174	224	212	610	2461	12	205.08	-	205.67	=	-0.58	236	642	7.0	5.0	58.33%
15	11/27/16	205				0	2461	12	205.08	-	205.08	=	0.00	236	642	7.0	5.0	58.33%
16	12/04/16	205				0	2461	12	205.08	-	205.08	=	0.00	236	642	7.0	5.0	58.33%

End of 1st part

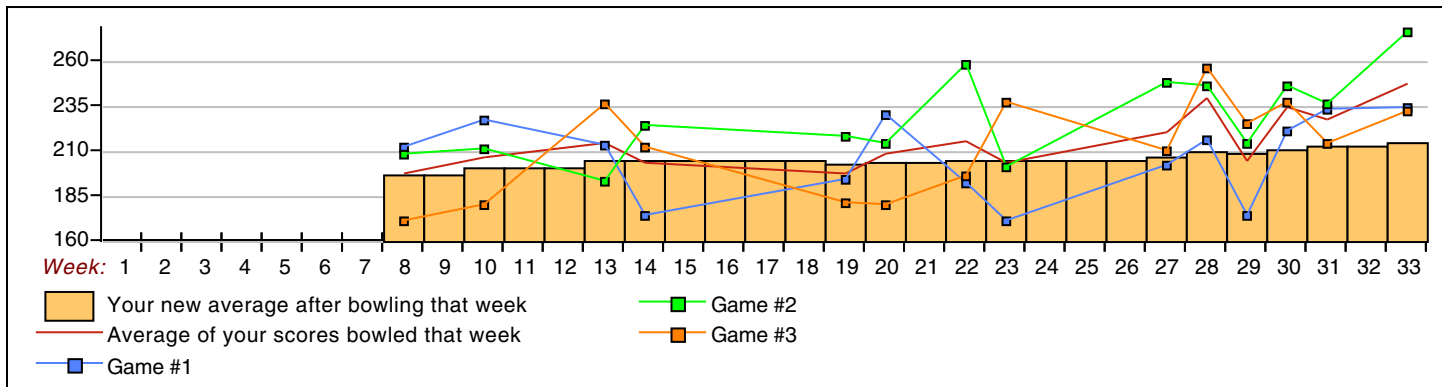
17	12/11/16	205				0	2461	12	205.08	-	205.08	=	0.00	236	642	7.0	5.0	58.33%
18	12/18/16	205				0	2461	12	205.08	-	205.08	=	0.00	236	642	7.0	5.0	58.33%
19	01/08/17	205	194	218	181	593	3054	15	203.60	-	205.08	=	-1.48	236	642	7.0	8.0	46.67%
20	01/15/17	203	230	214	180	624	3678	18	204.33	-	203.60	=	0.73	236	642	9.0	9.0	50.00%
21	01/22/17	204				0	3678	18	204.33	-	204.33	=	0.00	236	642	9.0	9.0	50.00%
22	01/29/17	204	192	258	196	646	4324	21	205.90	-	204.33	=	1.57	258	646	10.0	11.0	47.62%
23	01/29/17	205	171	201	237	609	4933	24	205.54	-	205.90	=	-0.36	258	646	11.0	13.0	45.83%
24	02/05/17	205				0	4933	24	205.54	-	205.54	=	0.00	258	646	11.0	13.0	45.83%
25	02/12/17	205				0	4933	24	205.54	-	205.54	=	0.00	258	646	11.0	13.0	45.83%
26	02/19/17	205				0	4933	24	205.54	-	205.54	=	0.00	258	646	11.0	13.0	45.83%
27	02/26/17	205	202	248	210	660	5593	27	207.15	-	205.54	=	1.61	258	660	12.0	15.0	44.44%
28	02/26/17	207	216	246	256	718	6311	30	210.37	-	207.15	=	3.22	258	718	15.0	15.0	50.00%
29	03/05/17	210	174	214	225	613	6924	33	209.82	-	210.37	=	-0.55	258	718	17.0	16.0	51.52%
30	03/12/17	209	221	246	237	704	7628	36	211.89	-	209.82	=	2.07	258	718	19.5	16.5	54.17%
31	03/12/17	211	233	236	214	683	8311	39	213.10	-	211.89	=	1.21	258	718	19.5	19.5	50.00%
32	03/19/17	213				0	8311	39	213.10	-	213.10	=	0.00	258	718	19.5	19.5	50.00%
33	03/26/17	213	234	276	232	742	9053	42	215.55	-	213.10	=	2.45	276	742	19.5	19.5	50.00%

<u><100</u>	<u>100's</u>	<u>125's</u>	<u>150's</u>	<u>175's</u>	<u>200's</u>	<u>225's</u>	<u>250's</u>	<u>275's</u>	<u>300's</u>
			4	7	15	13	2	1	
<u><400</u>	<u>400's</u>	<u>450's</u>	<u>500's</u>	<u>550's</u>	<u>600's</u>	<u>650's</u>	<u>700's</u>	<u>750's</u>	<u>800's</u>
				2	7	2	3		

Ave of Game 1 Ave of Game 2 Ave of Game 3
 206.64 228.07 211.93

High Scores by Game

Game #1: 234 on week 33 Game #2: 276 on week 33 Game #3: 256 on week 28



Sunday Morning Threesome

Sunday 9:00 am

Classic Lanes

Lanes 1 - 16

Note: This report includes information through March 26 which is Week 33 of 33

Jason Scheelk's Bowling Record - Team 10: Balls Deep

Week No.	Bowling Date	Old Ave	---Average Change---			Total	Pins	Gms	New - Old ---> +/-			High Game	High Sers	Points Won	Points Lost	%Won		
			-1-	-2-	-3-					=	+/-							
1	09/11/16	197	202	189	200	591	591	3	197.00	-	0.00	=	197.00	202	591	2.0	1.0	66.67%
2	09/18/16	197				0	591	3	197.00	-	197.00	=	0.00	202	591	2.0	1.0	66.67%
3	09/25/16	197	152	172	211	535	1126	6	187.67	-	197.00	=	-9.33	211	591	4.0	2.0	66.67%
4	10/02/16	187	195	203	223	621	1747	9	194.11	-	187.67	=	6.44	223	621	6.0	3.0	66.67%
5	10/09/16	194	176	205	134	515	2262	12	188.50	-	194.11	=	-5.61	223	621	7.0	5.0	58.33%
6	10/09/16	188				0	2262	12	188.50	-	188.50	=	0.00	223	621	7.0	5.0	58.33%
7	10/16/16	188				0	2262	12	188.50	-	188.50	=	0.00	223	621	7.0	5.0	58.33%
8	10/23/16	188				0	2262	12	188.50	-	188.50	=	0.00	223	621	7.0	5.0	58.33%
9	10/30/16	188	180	201	165	546	2808	15	187.20	-	188.50	=	-1.30	223	621	8.0	7.0	53.33%
10	11/06/16	187				0	2808	15	187.20	-	187.20	=	0.00	223	621	8.0	7.0	53.33%
11	11/06/16	187				0	2808	15	187.20	-	187.20	=	0.00	223	621	8.0	7.0	53.33%
12	11/13/16	187	208	193	181	582	3390	18	188.33	-	187.20	=	1.13	223	621	11.0	7.0	61.11%
13	11/20/16	188				0	3390	18	188.33	-	188.33	=	0.00	223	621	11.0	7.0	61.11%
14	11/27/16	188				0	3390	18	188.33	-	188.33	=	0.00	223	621	11.0	7.0	61.11%
15	11/27/16	188	172	153	177	502	3892	21	185.33	-	188.33	=	-3.00	223	621	12.0	9.0	57.14%
16	12/04/16	185	a165	a165	a165	495	3892	21	185.33	-	185.33	=	0.00	223	621	12.0	12.0	50.00%

End of 1st part

17	12/11/16	185	226	174	197	597	4489	24	187.04	-	185.33	=	1.71	226	621	15.0	12.0	55.56%
18	12/18/16	187	190	179	223	592	5081	27	188.19	-	187.04	=	1.14	226	621	15.0	15.0	50.00%
19	01/08/17	188				0	5081	27	188.19	-	188.19	=	0.00	226	621	15.0	15.0	50.00%
20	01/15/17	188				0	5081	27	188.19	-	188.19	=	0.00	226	621	15.0	15.0	50.00%
21	01/22/17	188				0	5081	27	188.19	-	188.19	=	0.00	226	621	15.0	15.0	50.00%
22	01/29/17	188				0	5081	27	188.19	-	188.19	=	0.00	226	621	15.0	15.0	50.00%
23	01/29/17	188				0	5081	27	188.19	-	188.19	=	0.00	226	621	15.0	15.0	50.00%
24	02/05/17	188				0	5081	27	188.19	-	188.19	=	0.00	226	621	15.0	15.0	50.00%
25	02/12/17	188				0	5081	27	188.19	-	188.19	=	0.00	226	621	15.0	15.0	50.00%
26	02/19/17	188				0	5081	27	188.19	-	188.19	=	0.00	226	621	15.0	15.0	50.00%
27	02/26/17	188				0	5081	27	188.19	-	188.19	=	0.00	226	621	15.0	15.0	50.00%
28	02/26/17	188				0	5081	27	188.19	-	188.19	=	0.00	226	621	15.0	15.0	50.00%
29	03/05/17	188				0	5081	27	188.19	-	188.19	=	0.00	226	621	15.0	15.0	50.00%
30	03/12/17	188				0	5081	27	188.19	-	188.19	=	0.00	226	621	15.0	15.0	50.00%
31	03/12/17	188				0	5081	27	188.19	-	188.19	=	0.00	226	621	15.0	15.0	50.00%
32	03/19/17	188				0	5081	27	188.19	-	188.19	=	0.00	226	621	15.0	15.0	50.00%
33	03/26/17	188				0	5081	27	188.19	-	188.19	=	0.00	226	621	15.0	15.0	50.00%

<u><100</u>	<u>100's</u>	<u>125's</u>	<u>150's</u>	<u>175's</u>	<u>200's</u>	<u>225's</u>	<u>250's</u>	<u>275's</u>	<u>300's</u>
		1	6	10	9	1			
<u><400</u>	<u>400's</u>	<u>450's</u>	<u>500's</u>	<u>550's</u>	<u>600's</u>	<u>650's</u>	<u>700's</u>	<u>750's</u>	<u>800's</u>
			4	4	1				

Ave of Game 1 Ave of Game 2 Ave of Game 3
 189.00 185.44 190.11

High Scores by Game

Game #1: 226 on week 17 Game #2: 205 on week 5 Game #3: 223 on week 4

