

Sunday 9:00 am

Classic Lanes

Lanes 1 - 16

Note: This report includes information through March 26 which is Week 33 of 33

Team 11: Pounders

Name	Pins	Gms	True Average	Book Ave	High Game	High Sers	Points Won	Points Lost	%Won
Cieslak, Al	14517	81	179.22	---	265	647	31.0	50.0	38.27%
Boardman, Rick	17953	99	181.34	179	268	681	46.0	53.0	46.46%
Vertz, Daniel	16816	96	175.17	173	244	633	46.5	49.5	48.44%
Mours, Jeff	3236	15	215.73	212	254	714	8.0	7.0	53.33%
Cieslak, Randy	1191	6	198.50	---	244	633	1.0	5.0	16.67%

Team History

Week No.	Bowling Date	Opp. Team	-1-	-2-	-3-	Total	Last Wk WON	Last Wk Lost	Points Won	Points Lost	Year-To-Date WON	Y-T-D LOST	High Game	High Sers
1	09/11/16	12	505	530	494	1529	4	12	4	12	4	12	530	1529
2	09/18/16	7	460	557	525	1542	5	11	9	23	9	23	557	1542
3	09/25/16	3	484	451	459	1394	5	11	14	34	14	34	557	1542
4	10/02/16	14	496	487	633	1616	10½	5½	24½	39½	24½	39½	633	1616
5	10/09/16	9	565	521	559	1645	9	7	33½	46½	33½	46½	633	1645
6	10/09/16	5	614	528	482	1624	3	13	36½	59½	36½	59½	633	1645
7	10/16/16	15	553	493	570	1616	11	5	47½	64½	47½	64½	633	1645
8	10/23/16	1	546	511	558	1615	1	15	48½	79½	48½	79½	633	1645
9	10/30/16	8	491	523	464	1478	8	8	56½	87½	56½	87½	633	1645
10	11/06/16	6	517	490	523	1530	3	13	59½	100½	59½	100½	633	1645
11	11/06/16	10	585	655	639	1879	11	5	70½	105½	70½	105½	655	1879
12	11/13/16	4	618	479	560	1657	10	6	80½	111½	80½	111½	655	1879
13	11/20/16	16	644	621	613	1878	11	5	91½	116½	91½	116½	655	1879
14	11/27/16	2	539	587	564	1690	7	9	98½	125½	98½	125½	655	1879
15	11/27/16	13	631	559	606	1796	8	8	106½	133½	106½	133½	655	1879
16	12/04/16	10	484	632	578	1694	16	0	122½	133½	122½	133½	655	1879

End of 1st part

17	12/11/16	12	555	470	498	1523	8	8	8	8	130½	141½	655	1879
18	12/18/16	7	512	548	524	1584	4	12	12	20	134½	153½	655	1879
19	01/08/17	3	536	567	602	1705	5	11	17	31	139½	164½	655	1879
20	01/15/17	14	549	552	579	1680	8	8	25	39	147½	172½	655	1879
21	01/22/17	9	415	512	512	1439	3	13	28	52	150½	185½	655	1879
22	01/29/17	5	465	554	422	1441	5	11	33	63	155½	196½	655	1879
23	01/29/17	15	524	577	546	1647	2	14	35	77	157½	210½	655	1879
24	02/05/17	1	554	705	645	1904	8	8	43	85	165½	218½	705	1904
25	02/12/17	8	586	573	494	1653	9	7	52	92	174½	225½	705	1904
26	02/19/17	6	548	515	424	1487	6	10	58	102	180½	235½	705	1904
27	02/26/17	10	516	479	589	1584	2	14	60	116	182½	249½	705	1904
28	02/26/17	4	603	549	491	1643	9	7	69	123	191½	256½	705	1904
29	03/05/17	16	528	543	597	1668	12	4	81	127	203½	260½	705	1904
30	03/12/17	2	495	563	533	1591	7	9	88	136	210½	269½	705	1904
31	03/12/17	13	657	603	550	1810	14	2	102	138	224½	271½	705	1904
32	03/19/17	13	522	541	484	1547	1	15	103	153	225½	286½	705	1904
33	03/26/17	2	569	525	530	1624	6	10	109	163	231½	296½	705	1904

Sunday Morning Threesome

Sunday 9:00 am

Classic Lanes

Lanes 1 - 16

Note: This report includes information through March 26 which is Week 33 of 33

Al Cieslak's Bowling Record - Team 11: Pounders

Week No.	Bowling Date	Old Ave	---Average Change---			Total	Pins	Gms	New - Old ---> +/-			High Game	High Sers	Points Won	Points Lost	%Won		
			-1-	-2-	-3-					=								
1	09/11/16	180				0	0	0	-	0.00	=	0.00	0	0			0.00%	
2	09/18/16	181	149	193	201	543	543	3	181.00	-	0.00	=	181.00	201	543	3.0		0.00%
3	09/25/16	181	165	142	128	435	978	6	163.00	-	181.00	=	-18.00	201	543	6.0		0.00%
4	10/02/16	163	161	173	199	533	1511	9	167.89	-	163.00	=	4.89	201	543	2.0	7.0	22.22%
5	10/09/16	167	230	198	188	616	2127	12	177.25	-	167.89	=	9.36	230	616	5.0	7.0	41.67%
6	10/09/16	177				0	2127	12	177.25	-	177.25	=	0.00	230	616	5.0	7.0	41.67%
7	10/16/16	177	173	145	200	518	2645	15	176.33	-	177.25	=	-0.92	230	616	6.0	9.0	40.00%
8	10/23/16	176				0	2645	15	176.33	-	176.33	=	0.00	230	616	6.0	9.0	40.00%
9	10/30/16	176	173	162	147	482	3127	18	173.72	-	176.33	=	-2.61	230	616	6.0	12.0	33.33%
10	11/06/16	173	128	161	172	461	3588	21	170.86	-	173.72	=	-2.87	230	616	6.0	15.0	28.57%
11	11/06/16	170				0	3588	21	170.86	-	170.86	=	0.00	230	616	6.0	15.0	28.57%
12	11/13/16	170	185	149	190	524	4112	24	171.33	-	170.86	=	0.48	230	616	7.0	17.0	29.17%
13	11/20/16	171	179	244	170	593	4705	27	174.26	-	171.33	=	2.93	244	616	8.0	19.0	29.63%
14	11/27/16	174	190	223	234	647	5352	30	178.40	-	174.26	=	4.14	244	647	11.0	19.0	36.67%
15	11/27/16	178				0	5352	30	178.40	-	178.40	=	0.00	244	647	11.0	19.0	36.67%
16	12/04/16	178	154	184	183	518	5870	33	177.88	-	178.40	=	-0.52	244	647	14.0	19.0	42.42%

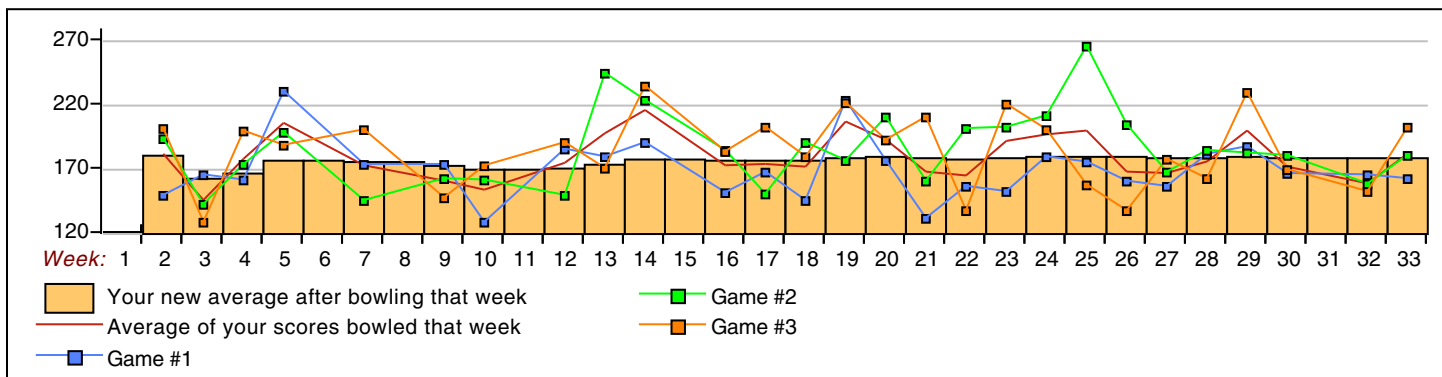
End of 1st part

17	12/11/16	177	167	150	202	519	6389	36	177.47	-	177.88	=	-0.41	244	647	15.0	21.0	41.67%
18	12/18/16	177	145	190	179	514	6903	39	177.00	-	177.47	=	-0.47	244	647	16.0	23.0	41.03%
19	01/08/17	177	223	176	221	620	7523	42	179.12	-	177.00	=	2.12	244	647	18.0	24.0	42.86%
20	01/15/17	179	176	210	192	578	8101	45	180.02	-	179.12	=	0.90	244	647	19.0	26.0	42.22%
21	01/22/17	180	131	160	210	501	8602	48	179.21	-	180.02	=	-0.81	244	647	20.0	28.0	41.67%
22	01/29/17	179	156	201	137	494	9096	51	178.35	-	179.21	=	-0.86	244	647	21.0	30.0	41.18%
23	01/29/17	178	152	202	220	574	9670	54	179.07	-	178.35	=	0.72	244	647	22.0	32.0	40.74%
24	02/05/17	179	179	211	200	590	10260	57	180.00	-	179.07	=	0.93	244	647	23.0	34.0	40.35%
25	02/12/17	180	175	265	157	597	10857	60	180.95	-	180.00	=	0.95	265	647	24.0	36.0	40.00%
26	02/19/17	180	160	204	137	501	11358	63	180.29	-	180.95	=	-0.66	265	647	26.0	37.0	41.27%
27	02/26/17	180	156	167	177	500	11858	66	179.67	-	180.29	=	-0.62	265	647	26.0	40.0	39.39%
28	02/26/17	179	181	184	162	527	12385	69	179.49	-	179.67	=	-0.17	265	647	27.0	42.0	39.13%
29	03/05/17	179	187	182	229	598	12983	72	180.32	-	179.49	=	0.83	265	647	29.0	43.0	40.28%
30	03/12/17	180	166	180	169	515	13498	75	179.97	-	180.32	=	-0.35	265	647	30.0	45.0	40.00%
31	03/12/17	179				0	13498	75	179.97	-	179.97	=	0.00	265	647	30.0	45.0	40.00%
32	03/19/17	179	165	158	152	475	13973	78	179.14	-	179.97	=	-0.83	265	647	30.0	48.0	38.46%
33	03/26/17	179	162	180	202	544	14517	81	179.22	-	179.14	=	0.08	265	647	31.0	50.0	38.27%

<u><100</u>	<u>100's</u>	<u>125's</u>	<u>150's</u>	<u>175's</u>	<u>200's</u>	<u>225's</u>	<u>250's</u>	<u>275's</u>	<u>300's</u>
		11	26	24	15	4	1		
<u><400</u>	<u>400's</u>	<u>450's</u>	<u>500's</u>	<u>550's</u>	<u>600's</u>	<u>650's</u>	<u>700's</u>	<u>750's</u>	<u>800's</u>
	1	4	13	6	3				
<u>Ave of Game 1</u>			<u>Ave of Game 2</u>			<u>Ave of Game 3</u>			
169.07			184.96			183.63			

High Scores by Game

Game #1: **230** on week **5** Game #2: **265** on week **25** Game #3: **234** on week **14**



Sunday Morning Threesome

Sunday 9:00 am

Classic Lanes

Lanes 1 - 16

Note: This report includes information through March 26 which is Week 33 of 33

Rick Boardman's Bowling Record - Team 11: Pounders

Week No.	Bowling Date	Old Ave	Average			Total	Pins	Gms	---Average Change---			High Game	High Sers	Points Won	Points Lost	%Won		
			-1-	-2-	-3-				New	Old	---> +/-							
1	09/11/16	bk179	175	200	157	532	532	3	177.33	-	0.00	=	177.33	200	532	2.0	1.0	66.67%
2	09/18/16	bk179	148	183	180	511	1043	6	173.83	-	177.33	=	-3.50	200	532	4.0	2.0	66.67%
3	09/25/16	bk179	167	176	184	527	1570	9	174.44	-	173.83	=	0.61	200	532	6.0	3.0	66.67%
4	10/02/16	174	178	157	193	528	2098	12	174.83	-	174.44	=	0.39	200	532	7.0	5.0	58.33%
5	10/09/16	174	124	171	183	478	2576	15	171.73	-	174.83	=	-3.10	200	532	8.0	7.0	53.33%
6	10/09/16	171	178	146	179	503	3079	18	171.06	-	171.73	=	-0.68	200	532	8.0	10.0	44.44%
7	10/16/16	171	189	210	205	604	3683	21	175.38	-	171.06	=	4.33	210	604	11.0	10.0	52.38%
8	10/23/16	175	171	186	178	535	4218	24	175.75	-	175.38	=	0.37	210	604	11.0	13.0	45.83%
9	10/30/16	175	144	154	168	466	4684	27	173.48	-	175.75	=	-2.27	210	604	12.0	15.0	44.44%
10	11/06/16	173	203	175	159	537	5221	30	174.03	-	173.48	=	0.55	210	604	14.0	16.0	46.67%
11	11/06/16	174	205	214	223	642	5863	33	177.67	-	174.03	=	3.63	223	642	17.0	16.0	51.52%
12	11/13/16	177	214	183	190	587	6450	36	179.17	-	177.67	=	1.50	223	642	19.0	17.0	52.78%
13	11/20/16	179	211	174	210	595	7045	39	180.64	-	179.17	=	1.47	223	642	21.0	18.0	53.85%
14	11/27/16	180	202	187	165	554	7599	42	180.93	-	180.64	=	0.29	223	642	22.0	20.0	52.38%
15	11/27/16	180	205	190	194	589	8188	45	181.96	-	180.93	=	1.03	223	642	24.0	21.0	53.33%
16	12/04/16	181	180	254	182	616	8804	48	183.42	-	181.96	=	1.46	254	642	27.0	21.0	56.25%

End of 1st part

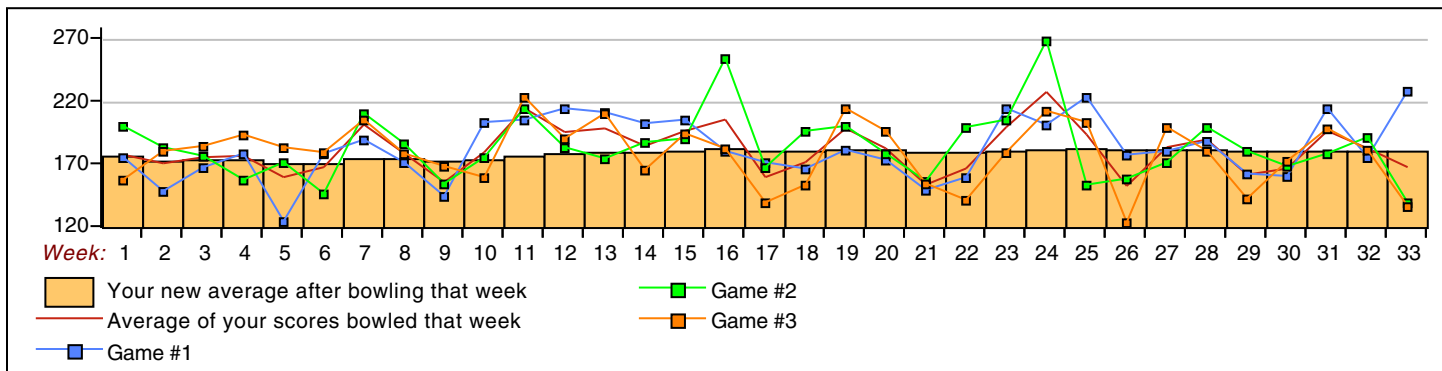
17	12/11/16	183	171	167	139	477	9281	51	181.98	-	183.42	=	-1.44	254	642	29.0	22.0	56.86%
18	12/18/16	181	166	196	153	515	9796	54	181.41	-	181.98	=	-0.57	254	642	30.0	24.0	55.56%
19	01/08/17	181	181	200	214	595	10391	57	182.30	-	181.41	=	0.89	254	642	31.0	26.0	54.39%
20	01/15/17	182	173	178	196	547	10938	60	182.30	-	182.30	=	0.00	254	642	33.0	27.0	55.00%
21	01/22/17	182	149	156	154	459	11397	63	180.90	-	182.30	=	-1.40	254	642	33.0	30.0	52.38%
22	01/29/17	180	159	199	141	499	11896	66	180.24	-	180.90	=	-0.66	254	642	33.0	33.0	50.00%
23	01/29/17	180	214	205	179	598	12494	69	181.07	-	180.24	=	0.83	254	642	34.0	35.0	49.28%
24	02/05/17	181	201	268	212	681	13175	72	182.99	-	181.07	=	1.91	268	681	37.0	35.0	51.39%
25	02/12/17	182	223	153	203	579	13754	75	183.39	-	182.99	=	0.40	268	681	39.0	36.0	52.00%
26	02/19/17	183	177	158	123	458	14212	78	182.21	-	183.39	=	-1.18	268	681	40.0	38.0	51.28%
27	02/26/17	182	180	171	199	550	14762	81	182.25	-	182.21	=	0.04	268	681	40.0	41.0	49.38%
28	02/26/17	182	188	199	180	567	15329	84	182.49	-	182.25	=	0.24	268	681	41.0	43.0	48.81%
29	03/05/17	182	162	180	142	484	15813	87	181.76	-	182.49	=	-0.73	268	681	41.0	46.0	47.13%
30	03/12/17	181	160	168	172	500	16313	90	181.26	-	181.76	=	-0.50	268	681	42.0	48.0	46.67%
31	03/12/17	181	214	178	198	590	16903	93	181.75	-	181.26	=	0.50	268	681	45.0	48.0	48.39%
32	03/19/17	181	175	191	181	547	17450	96	181.77	-	181.75	=	0.02	268	681	45.0	51.0	46.88%
33	03/26/17	181	228	139	136	503	17953	99	181.34	-	181.77	=	-0.43	268	681	46.0	53.0	46.46%

<u><100</u>	<u>100's</u>	<u>125's</u>	<u>150's</u>	<u>175's</u>	<u>200's</u>	<u>225's</u>	<u>250's</u>	<u>275's</u>	<u>300's</u>
	2	9	25	39	21	1	2		
<u><400</u>	<u>400's</u>	<u>450's</u>	<u>500's</u>	<u>550's</u>	<u>600's</u>	<u>650's</u>	<u>700's</u>	<u>750's</u>	<u>800's</u>
		7	12	10	3	1			

<u>Ave of Game 1</u>	<u>Ave of Game 2</u>	<u>Ave of Game 3</u>
182.27	183.82	177.94

High Scores by Game

Game #1: **228** on week **33** Game #2: **268** on week **24** Game #3: **223** on week **11**



Sunday Morning Threesome

Sunday 9:00 am

Classic Lanes

Lanes 1 - 16

Note: This report includes information through March 26 which is Week 33 of 33

Daniel Vertz's Bowling Record - Team 11: Pounders

Week No.	Bowling Date	Old Ave	Average			Total	Pins	Gms	---Average Change---			High Game	High Sers	Points Won	Points Lost	%Won		
			-1-	-2-	-3-				New	Old	---> +/-							
1	09/11/16	bk173	138	158	188	484	484	3	161.33	-	0.00	=	161.33	188	484	2.0	1.0	66.67%
2	09/18/16	bk173	163	181	144	488	972	6	162.00	-	161.33	=	0.67	188	488	3.0	3.0	50.00%
3	09/25/16	bk173	152	133	147	432	1404	9	156.00	-	162.00	=	-6.00	188	488	4.0	5.0	44.44%
4	10/02/16	156	157	157	241	555	1959	12	163.25	-	156.00	=	7.25	241	555	6.5	5.5	54.17%
5	10/09/16	163	211	152	188	551	2510	15	167.33	-	163.25	=	4.08	241	555	7.5	7.5	50.00%
6	10/09/16	167	192	158	138	488	2998	18	166.56	-	167.33	=	-0.78	241	555	8.5	9.5	47.22%
7	10/16/16	166	191	138	165	494	3492	21	166.29	-	166.56	=	-0.27	241	555	10.5	10.5	50.00%
8	10/23/16	166	197	147	178	522	4014	24	167.25	-	166.29	=	0.96	241	555	10.5	13.5	43.75%
9	10/30/16	167	174	207	149	530	4544	27	168.30	-	167.25	=	1.05	241	555	12.5	14.5	46.30%
10	11/06/16	168	186	154	192	532	5076	30	169.20	-	168.30	=	0.90	241	555	13.5	16.5	45.00%
11	11/06/16	169	178	244	199	621	5697	33	172.64	-	169.20	=	3.44	244	621	16.5	16.5	50.00%
12	11/13/16	172	219	147	180	546	6243	36	173.42	-	172.64	=	0.78	244	621	18.5	17.5	51.39%
13	11/20/16	173				0	6243	36	173.42	-	173.42	=	0.00	244	621	18.5	17.5	51.39%
14	11/27/16	173	147	177	165	489	6732	39	172.62	-	173.42	=	-0.80	244	621	19.5	19.5	50.00%
15	11/27/16	172	191	124	178	493	7225	42	172.02	-	172.62	=	-0.59	244	621	20.5	21.5	48.81%
16	12/04/16	172	153	194	213	560	7785	45	173.00	-	172.02	=	0.98	244	621	23.5	21.5	52.22%

End of 1st part

17	12/11/16	173	217	153	157	527	8312	48	173.17	-	173.00	=	0.17	244	621	25.5	22.5	53.13%
18	12/18/16	173	201	162	192	555	8867	51	173.86	-	173.17	=	0.70	244	621	27.5	23.5	53.92%
19	01/08/17	173	132	191	167	490	9357	54	173.28	-	173.86	=	-0.58	244	621	27.5	26.5	50.93%
20	01/15/17	173	200	164	191	555	9912	57	173.89	-	173.28	=	0.62	244	621	28.5	28.5	50.00%
21	01/22/17	173	135	196	148	479	10391	60	173.18	-	173.89	=	-0.71	244	621	28.5	31.5	47.50%
22	01/29/17	173	150	154	144	448	10839	63	172.05	-	173.18	=	-1.14	244	621	30.5	32.5	48.41%
23	01/29/17	172	158	170	147	475	11314	66	171.42	-	172.05	=	-0.62	244	621	30.5	35.5	46.21%
24	02/05/17	171	174	226	233	633	11947	69	173.14	-	171.42	=	1.72	244	633	31.5	37.5	45.65%
25	02/12/17	173	188	155	134	477	12424	72	172.56	-	173.14	=	-0.59	244	633	32.5	39.5	45.14%
26	02/19/17	172	211	153	164	528	12952	75	172.69	-	172.56	=	0.14	244	633	33.5	41.5	44.67%
27	02/26/17	172	180	141	213	534	13486	78	172.90	-	172.69	=	0.20	244	633	35.5	42.5	45.51%
28	02/26/17	172	234	166	149	549	14035	81	173.27	-	172.90	=	0.37	244	633	37.5	43.5	46.30%
29	03/05/17	173	179	181	226	586	14621	84	174.06	-	173.27	=	0.79	244	633	40.5	43.5	48.21%
30	03/12/17	174	169	215	192	576	15197	87	174.68	-	174.06	=	0.62	244	633	42.5	44.5	48.85%
31	03/12/17	174	223	171	123	517	15714	90	174.60	-	174.68	=	-0.08	244	633	43.5	46.5	48.33%
32	03/19/17	174	182	192	151	525	16239	93	174.61	-	174.60	=	0.01	244	633	44.5	48.5	47.85%
33	03/26/17	174	179	206	192	577	16816	96	175.17	-	174.61	=	0.55	244	633	46.5	49.5	48.44%

<100 100's 125's 150's 175's 200's 225's 250's 275's 300's

2 18 29 29 12 6

<400 400's 450's 500's 550's 600's 650's 700's 750's 800's

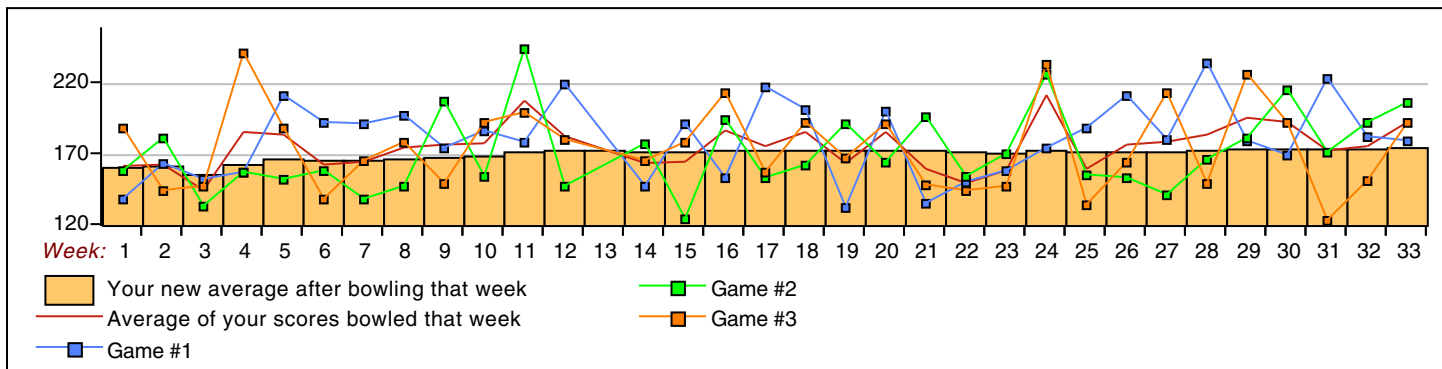
2 10 10 8 2

Ave of Game 1 Ave of Game 2 Ave of Game 3

180.03 170.84 174.63

High Scores by Game

Game #1: **234** on week **28** Game #2: **244** on week **11** Game #3: **241** on week **4**



Sunday Morning Threesome

Sunday 9:00 am

Classic Lanes

Lanes 1 - 16

Note: This report includes information through March 26 which is Week 33 of 33

Jeff Mours's Bowling Record - Team 11: Pounders

Week No.	Bowling Date	Old Ave	-1-	-2-	-3-	Total	Pins	Gms	---Average Change---			High Game	High Sers	Points Won	Points Lost	%Won		
									New	Old	---> +/-							
1	09/11/16	bk212	192	172	149	513	513	3	171.00	-	0.00	=	171.00	192	513	3.0	0.00%	
2	09/18/16	bk212				0	513	3	171.00	-	171.00	=	0.00	192	513	3.0	0.00%	
3	09/25/16	bk212				0	513	3	171.00	-	171.00	=	0.00	192	513	3.0	0.00%	
4	10/02/16	bk212				0	513	3	171.00	-	171.00	=	0.00	192	513	3.0	0.00%	
5	10/09/16	bk212				0	513	3	171.00	-	171.00	=	0.00	192	513	3.0	0.00%	
6	10/09/16	bk212				0	513	3	171.00	-	171.00	=	0.00	192	513	3.0	0.00%	
7	10/16/16	bk212				0	513	3	171.00	-	171.00	=	0.00	192	513	3.0	0.00%	
8	10/23/16	bk212				0	513	3	171.00	-	171.00	=	0.00	192	513	3.0	0.00%	
9	10/30/16	171				0	513	3	171.00	-	171.00	=	0.00	192	513	3.0	0.00%	
10	11/06/16	bk212				0	513	3	171.00	-	171.00	=	0.00	192	513	3.0	0.00%	
11	11/06/16	bk212	202	197	217	616	1129	6	188.17	-	171.00	=	17.17	217	616	6.0	0.00%	
12	11/13/16	bk212				0	1129	6	188.17	-	188.17	=	0.00	217	616	6.0	0.00%	
13	11/20/16	bk212	254	203	233	690	1819	9	202.11	-	188.17	=	13.94	254	690	3.0	6.0	33.33%
14	11/27/16	202				0	1819	9	202.11	-	202.11	=	0.00	254	690	3.0	6.0	33.33%
15	11/27/16	202	235	245	234	714	2533	12	211.08	-	202.11	=	8.97	254	714	5.0	7.0	41.67%
16	12/04/16	211				0	2533	12	211.08	-	211.08	=	0.00	254	714	5.0	7.0	41.67%

End of 1st part

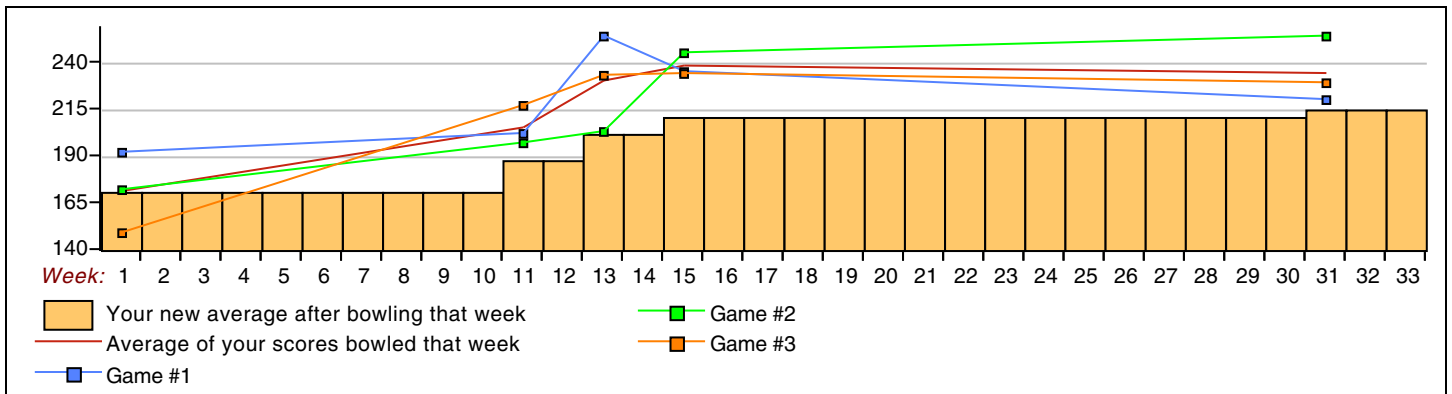
17	12/11/16	211				0	2533	12	211.08	-	211.08	=	0.00	254	714	5.0	7.0	41.67%
18	12/18/16	211				0	2533	12	211.08	-	211.08	=	0.00	254	714	5.0	7.0	41.67%
19	01/08/17	211				0	2533	12	211.08	-	211.08	=	0.00	254	714	5.0	7.0	41.67%
20	01/15/17	211				0	2533	12	211.08	-	211.08	=	0.00	254	714	5.0	7.0	41.67%
21	01/22/17	211				0	2533	12	211.08	-	211.08	=	0.00	254	714	5.0	7.0	41.67%
22	01/29/17	211				0	2533	12	211.08	-	211.08	=	0.00	254	714	5.0	7.0	41.67%
23	01/29/17	211				0	2533	12	211.08	-	211.08	=	0.00	254	714	5.0	7.0	41.67%
24	02/05/17	211				0	2533	12	211.08	-	211.08	=	0.00	254	714	5.0	7.0	41.67%
25	02/12/17	211				0	2533	12	211.08	-	211.08	=	0.00	254	714	5.0	7.0	41.67%
26	02/19/17	211				0	2533	12	211.08	-	211.08	=	0.00	254	714	5.0	7.0	41.67%
27	02/26/17	211				0	2533	12	211.08	-	211.08	=	0.00	254	714	5.0	7.0	41.67%
28	02/26/17	211				0	2533	12	211.08	-	211.08	=	0.00	254	714	5.0	7.0	41.67%
29	03/05/17	211				0	2533	12	211.08	-	211.08	=	0.00	254	714	5.0	7.0	41.67%
30	03/12/17	211				0	2533	12	211.08	-	211.08	=	0.00	254	714	5.0	7.0	41.67%
31	03/12/17	211	220	254	229	703	3236	15	215.73	-	211.08	=	4.65	254	714	8.0	7.0	53.33%
32	03/19/17	215				0	3236	15	215.73	-	215.73	=	0.00	254	714	8.0	7.0	53.33%
33	03/26/17	215				0	3236	15	215.73	-	215.73	=	0.00	254	714	8.0	7.0	53.33%

<u><100</u>	<u>100's</u>	<u>125's</u>	<u>150's</u>	<u>175's</u>	<u>200's</u>	<u>225's</u>	<u>250's</u>	<u>275's</u>	<u>300's</u>
		1	1	2	4	5	2		
<u><400</u>	<u>400's</u>	<u>450's</u>	<u>500's</u>	<u>550's</u>	<u>600's</u>	<u>650's</u>	<u>700's</u>	<u>750's</u>	<u>800's</u>
			1		1	1	2		

Ave of Game 1 Ave of Game 2 Ave of Game 3
 220.60 214.20 212.40

High Scores by Game

Game #1: 254 on week 13 Game #2: 254 on week 31 Game #3: 234 on week 15



Sunday Morning Threesome

Sunday 9:00 am

Classic Lanes

Lanes 1 - 16

Note: This report includes information through March 26 which is Week 33 of 33

Randy Cieslak's Bowling Record - Team 11: Pounders

Week No.	Bowling Date	Old Ave	---Average Change---			Total	Pins	Gms	---Average Change---			High Game	High Sers	Points Won	Points Lost	%Won		
			-1-	-2-	-3-				New - Old	---> +/-								
1	09/11/16	180				0	0	0	-	0.00	=	0.00	0	0			0.00%	
2	09/18/16	180				0	0	0	-	0.00	=	0.00	0	0			0.00%	
3	09/25/16	180				0	0	0	-	0.00	=	0.00	0	0			0.00%	
4	10/02/16	180				0	0	0	-	0.00	=	0.00	0	0			0.00%	
5	10/09/16	180				0	0	0	-	0.00	=	0.00	0	0			0.00%	
6	10/09/16	211	244	224	165	633	633	3	211.00	-	0.00	=	211.00	244	633		3.0	0.00%
7	10/16/16	211				0	633	3	211.00	-	211.00	=	0.00	244	633		3.0	0.00%
8	10/23/16	211	178	178	202	558	1191	6	198.50	-	211.00	=	-12.50	244	633	1.0	5.0	16.67%
9	10/30/16	198				0	1191	6	198.50	-	198.50	=	0.00	244	633	1.0	5.0	16.67%
10	11/06/16	198				0	1191	6	198.50	-	198.50	=	0.00	244	633	1.0	5.0	16.67%
11	11/06/16	198				0	1191	6	198.50	-	198.50	=	0.00	244	633	1.0	5.0	16.67%
12	11/13/16	198				0	1191	6	198.50	-	198.50	=	0.00	244	633	1.0	5.0	16.67%
13	11/20/16	198				0	1191	6	198.50	-	198.50	=	0.00	244	633	1.0	5.0	16.67%
14	11/27/16	198				0	1191	6	198.50	-	198.50	=	0.00	244	633	1.0	5.0	16.67%
15	11/27/16	198				0	1191	6	198.50	-	198.50	=	0.00	244	633	1.0	5.0	16.67%
16	12/04/16	198				0	1191	6	198.50	-	198.50	=	0.00	244	633	1.0	5.0	16.67%

End of 1st part

17	12/11/16	198				0	1191	6	198.50	-	198.50	=	0.00	244	633	1.0	5.0	16.67%
18	12/18/16	198				0	1191	6	198.50	-	198.50	=	0.00	244	633	1.0	5.0	16.67%
19	01/08/17	198				0	1191	6	198.50	-	198.50	=	0.00	244	633	1.0	5.0	16.67%
20	01/15/17	198				0	1191	6	198.50	-	198.50	=	0.00	244	633	1.0	5.0	16.67%
21	01/22/17	198				0	1191	6	198.50	-	198.50	=	0.00	244	633	1.0	5.0	16.67%
22	01/29/17	198				0	1191	6	198.50	-	198.50	=	0.00	244	633	1.0	5.0	16.67%
23	01/29/17	198				0	1191	6	198.50	-	198.50	=	0.00	244	633	1.0	5.0	16.67%
24	02/05/17	198				0	1191	6	198.50	-	198.50	=	0.00	244	633	1.0	5.0	16.67%
25	02/12/17	198				0	1191	6	198.50	-	198.50	=	0.00	244	633	1.0	5.0	16.67%
26	02/19/17	198				0	1191	6	198.50	-	198.50	=	0.00	244	633	1.0	5.0	16.67%
27	02/26/17	198				0	1191	6	198.50	-	198.50	=	0.00	244	633	1.0	5.0	16.67%
28	02/26/17	198				0	1191	6	198.50	-	198.50	=	0.00	244	633	1.0	5.0	16.67%
29	03/05/17	198				0	1191	6	198.50	-	198.50	=	0.00	244	633	1.0	5.0	16.67%
30	03/12/17	198				0	1191	6	198.50	-	198.50	=	0.00	244	633	1.0	5.0	16.67%
31	03/12/17	198				0	1191	6	198.50	-	198.50	=	0.00	244	633	1.0	5.0	16.67%
32	03/19/17	198				0	1191	6	198.50	-	198.50	=	0.00	244	633	1.0	5.0	16.67%
33	03/26/17	198				0	1191	6	198.50	-	198.50	=	0.00	244	633	1.0	5.0	16.67%

<u><100</u>	<u>100's</u>	<u>125's</u>	<u>150's</u>	<u>175's</u>	<u>200's</u>	<u>225's</u>	<u>250's</u>	<u>275's</u>	<u>300's</u>
			1	2	2	1			
<u><400</u>	<u>400's</u>	<u>450's</u>	<u>500's</u>	<u>550's</u>	<u>600's</u>	<u>650's</u>	<u>700's</u>	<u>750's</u>	<u>800's</u>
				1	1				
			<u>Ave of Game 1</u>	<u>Ave of Game 2</u>	<u>Ave of Game 3</u>				
			211.00	201.00	183.50				

High Scores by Game

Game #1: 244 on week 6 Game #2: 224 on week 6 Game #3: 202 on week 8

