

# Sunday Morning Threesome

Sunday 9:00 am

*Classic Lanes*

Lanes 1 - 16

Note: This report includes information through March 26 which is Week 33 of 33

**Team 12: Team 12**

Name	Pins	Gms	True Average	Book Ave	High Game	High Sers	Points Won	Points Lost	%Won
Lederhaus, Zac	16404	84	195.29	198	278	699	37.0	47.0	44.05%
Diedrich, Dan	18223	99	184.07	185	278	608	64.0	35.0	64.65%
Diedrich, Dave	11055	63	175.48	---	250	619	33.5	29.5	53.17%
Lederhaus, Diane	7534	51	147.73	148	226	535	20.5	30.5	40.20%

**Team History**

Week No.	Bowling Date	Opp. Team	-1-	-2-	-3-	Total	Last Wk WON	Last Wk Lost	Points Won	Points Lost	Year-To-Date WON	Y-T-D LOST	High Game	High Sers
1	09/11/16	11	607	544	527	1678	12	4	12	4	12	4	607	1678
2	09/18/16	13	492	658	594	1744	9	7	21	11	21	11	658	1744
3	09/25/16	4	490	582	606	1678	11	5	32	16	32	16	658	1744
4	10/02/16	8	494	529	517	1540	7	9	39	25	39	25	658	1744
5	10/09/16	2	524	562	571	1657	8	8	47	33	47	33	658	1744
6	10/09/16	16	470	437	502	1409	3	13	50	46	50	46	658	1744
7	10/16/16	6	466	564	479	1509	10	6	60	52	60	52	658	1744
8	10/23/16	10	519	596	556	1671	10	6	70	58	70	58	658	1744
9	10/30/16	9	533	485	478	1496	13	3	83	61	83	61	658	1744
10	11/06/16	1	546	600	738	1884	13	3	96	64	96	64	738	1884
11	11/06/16	14	595	564	635	1794	12	4	108	68	108	68	738	1884
12	11/13/16	3	599	514	544	1657	5½	10½	113½	78½	113½	78½	738	1884
13	11/20/16	7	473	440	522	1435	2	14	115½	92½	115½	92½	738	1884
14	11/27/16	5	498	561	594	1653	7	9	122½	101½	122½	101½	738	1884
15	11/27/16	15	500	540	516	1556	7	9	129½	110½	129½	110½	738	1884
16	12/04/16	2	542	546	618	1706	10	6	139½	116½	139½	116½	738	1884

**End of 1st part**

17	12/11/16	11	559	531	522	1612	8	8	8	8	147½	124½	738	1884
18	12/18/16	13	543	448	548	1539	5	11	13	19	152½	135½	738	1884
19	01/08/17	4	538	518	523	1579	13	3	26	22	165½	138½	738	1884
20	01/15/17	8	527	498	539	1564	13	3	39	25	178½	141½	738	1884
21	01/22/17	2	480	443	520	1443	5	11	44	36	183½	152½	738	1884
22	01/29/17	16	489	604	573	1666	14	2	58	38	197½	154½	738	1884
23	01/29/17	6	469	573	501	1543	4½	11½	62½	49½	202	166	738	1884
24	02/05/17	10	530	561	548	1639	9	7	71½	56½	211	173	738	1884
25	02/12/17	9	538	539	562	1639	14	2	85½	58½	225	175	738	1884
26	02/19/17	1	465	621	536	1622	10	6	95½	64½	235	181	738	1884
27	02/26/17	14	511	469	488	1468	15	1	110½	65½	250	182	738	1884
28	02/26/17	3	591	505	530	1626	4	12	114½	77½	254	194	738	1884
29	03/05/17	7	600	568	597	1765	14	2	128½	79½	268	196	738	1884
30	03/12/17	5	512	588	556	1656	8	8	136½	87½	276	204	738	1884
31	03/12/17	15	578	544	517	1639	5	11	141½	98½	281	215	738	1884
32	03/19/17	10	497	525	534	1556	3	13	144½	111½	284	228	738	1884
33	03/26/17	9	499	552	542	1593	12	4	156½	115½	296	232	738	1884

# Sunday Morning Threesome

Sunday 9:00 am

*Classic Lanes*

Lanes 1 - 16

Note: This report includes information through March 26 which is Week 33 of 33

**Zac Lederhaus's Bowling Record - Team 12: Team 12**

Week No.	Bowling Date	Old Ave	Average Change			Total	Pins	Gms	---Average Change---			High Game	High Sers	Points Won	Points Lost	%Won		
			-1-	-2-	-3-				New	Old	---+/-							
1	09/11/16	bk198	183	199	196	578	578	3	192.67	-	0.00	=	192.67	199	578	3.0		100.00%
2	09/18/16	bk198	189	246	243	678	1256	6	209.33	-	192.67	=	16.67	246	678	4.0	2.0	66.67%
3	09/25/16	bk198	166	227	198	591	1847	9	205.22	-	209.33	=	-4.11	246	678	6.0	3.0	66.67%
4	10/02/16	205	194	193	176	563	2410	12	200.83	-	205.22	=	-4.39	246	678	8.0	4.0	66.67%
5	10/09/16	200	160	191	224	575	2985	15	199.00	-	200.83	=	-1.83	246	678	9.0	6.0	60.00%
6	10/09/16	199	166	177	170	513	3498	18	194.33	-	199.00	=	-4.67	246	678	9.0	9.0	50.00%
7	10/16/16	194	139	192	194	525	4023	21	191.57	-	194.33	=	-2.76	246	678	10.0	11.0	47.62%
8	10/23/16	191	158	235	210	603	4626	24	192.75	-	191.57	=	1.18	246	678	12.0	12.0	50.00%
9	10/30/16	192				0	4626	24	192.75	-	192.75	=	0.00	246	678	12.0	12.0	50.00%
10	11/06/16	192	222	199	278	699	5325	27	197.22	-	192.75	=	4.47	278	699	15.0	12.0	55.56%
11	11/06/16	197	200	172	222	594	5919	30	197.30	-	197.22	=	0.08	278	699	17.0	13.0	56.67%
12	11/13/16	197	175	180	214	569	6488	33	196.61	-	197.30	=	-0.69	278	699	17.0	16.0	51.52%
13	11/20/16	196				0	6488	33	196.61	-	196.61	=	0.00	278	699	17.0	16.0	51.52%
14	11/27/16	196	174	231	254	659	7147	36	198.53	-	196.61	=	1.92	278	699	18.0	18.0	50.00%
15	11/27/16	198	180	214	190	584	7731	39	198.23	-	198.53	=	-0.30	278	699	19.0	20.0	48.72%
16	12/04/16	198	159	167	189	515	8246	42	196.33	-	198.23	=	-1.90	278	699	19.0	23.0	45.24%

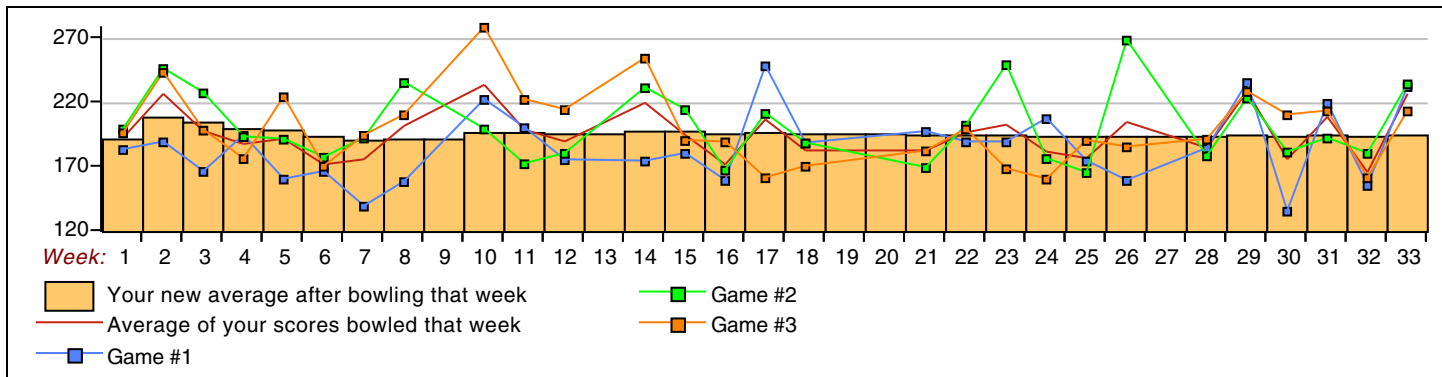
**End of 1st part**

17	12/11/16	196	248	211	161	620	8866	45	197.02	-	196.33	=	0.69	278	699	21.0	24.0	46.67%
18	12/18/16	197	188	188	170	546	9412	48	196.08	-	197.02	=	-0.94	278	699	21.0	27.0	43.75%
19	01/08/17	196				0	9412	48	196.08	-	196.08	=	0.00	278	699	21.0	27.0	43.75%
20	01/15/17	196				0	9412	48	196.08	-	196.08	=	0.00	278	699	21.0	27.0	43.75%
21	01/22/17	196	197	169	182	548	9960	51	195.29	-	196.08	=	-0.79	278	699	22.0	29.0	43.14%
22	01/29/17	195	189	202	199	590	10550	54	195.37	-	195.29	=	0.08	278	699	24.0	30.0	44.44%
23	01/29/17	195	189	249	168	606	11156	57	195.72	-	195.37	=	0.35	278	699	25.0	32.0	43.86%
24	02/05/17	195	207	176	160	543	11699	60	194.98	-	195.72	=	-0.74	278	699	26.0	34.0	43.33%
25	02/12/17	194	174	165	190	529	12228	63	194.10	-	194.98	=	-0.89	278	699	29.0	34.0	46.03%
26	02/19/17	194	159	268	185	612	12840	66	194.55	-	194.10	=	0.45	278	699	30.0	36.0	45.45%
27	02/26/17	194				0	12840	66	194.55	-	194.55	=	0.00	278	699	30.0	36.0	45.45%
28	02/26/17	194	184	178	191	553	13393	69	194.10	-	194.55	=	-0.44	278	699	30.0	39.0	43.48%
29	03/05/17	194	235	223	228	686	14079	72	195.54	-	194.10	=	1.44	278	699	33.0	39.0	45.83%
30	03/12/17	195	135	181	210	526	14605	75	194.73	-	195.54	=	-0.81	278	699	33.0	42.0	44.00%
31	03/12/17	194	219	192	213	624	15229	78	195.24	-	194.73	=	0.51	278	699	34.0	44.0	43.59%
32	03/19/17	195	155	180	161	496	15725	81	194.14	-	195.24	=	-1.11	278	699	34.0	47.0	41.98%
33	03/26/17	194	232	234	213	679	16404	84	195.29	-	194.14	=	1.15	278	699	37.0	47.0	44.05%

<u>&lt;100</u>	<u>100's</u>	<u>125's</u>	<u>150's</u>	<u>175's</u>	<u>200's</u>	<u>225's</u>	<u>250's</u>	<u>275's</u>	<u>300's</u>
		2	19	34	15	11	2	1	
<u>&lt;400</u>	<u>400's</u>	<u>450's</u>	<u>500's</u>	<u>550's</u>	<u>600's</u>	<u>650's</u>	<u>700's</u>	<u>750's</u>	<u>800's</u>
		1	8	9	5	5			
<u>Ave of Game 1</u>			<u>Ave of Game 2</u>			<u>Ave of Game 3</u>			
184.86			201.39			199.61			

High Scores by Game

Game #1: 248 on week 17 Game #2: 268 on week 26 Game #3: 278 on week 10



# Sunday Morning Threesome

Sunday 9:00 am

Classic Lanes

Lanes 1 - 16

Note: This report includes information through March 26 which is Week 33 of 33

## Dan Diedrich's Bowling Record - Team 12: Team 12

Week No.	Bowling Date	Old Ave	---Average Change---			Total	Pins	Gms	New - Old ---> +/-			High Game	High Sers	Points Won	Points Lost	%Won		
			-1-	-2-	-3-													
1	09/11/16	bk185	230	160	178	568	568	3	189.33	-	0.00	=	189.33	230	568	1.0	2.0	33.33%
2	09/18/16	bk185	175	234	198	607	1175	6	195.83	-	189.33	=	6.50	234	607	4.0	2.0	66.67%
3	09/25/16	bk185	189	190	195	574	1749	9	194.33	-	195.83	=	-1.50	234	607	7.0	2.0	77.78%
4	10/02/16	194	161	162	183	506	2255	12	187.92	-	194.33	=	-6.42	234	607	8.0	4.0	66.67%
5	10/09/16	187	198	194	166	558	2813	15	187.53	-	187.92	=	-0.38	234	607	10.0	5.0	66.67%
6	10/09/16	187	157	155	193	505	3318	18	184.33	-	187.53	=	-3.20	234	607	12.0	6.0	66.67%
7	10/16/16	184	196	210	131	537	3855	21	183.57	-	184.33	=	-0.76	234	607	14.0	7.0	66.67%
8	10/23/16	183	193	143	201	537	4392	24	183.00	-	183.57	=	-0.57	234	607	16.0	8.0	66.67%
9	10/30/16	183	170	187	175	532	4924	27	182.37	-	183.00	=	-0.63	234	607	19.0	8.0	70.37%
10	11/06/16	182	167	163	278	608	5532	30	184.40	-	182.37	=	2.03	278	608	21.0	9.0	70.00%
11	11/06/16	184	185	191	214	590	6122	33	185.52	-	184.40	=	1.12	278	608	23.0	10.0	69.70%
12	11/13/16	185	243	167	155	565	6687	36	185.75	-	185.52	=	0.23	278	608	26.0	10.0	72.22%
13	11/20/16	185	191	185	209	585	7272	39	186.46	-	185.75	=	0.71	278	608	27.0	12.0	69.23%
14	11/27/16	186	156	194	166	516	7788	42	185.43	-	186.46	=	-1.03	278	608	29.0	13.0	69.05%
15	11/27/16	185	185	189	187	561	8349	45	185.53	-	185.43	=	0.10	278	608	32.0	13.0	71.11%
16	12/04/16	185	180	213	179	572	8921	48	185.85	-	185.53	=	0.32	278	608	34.0	14.0	70.83%

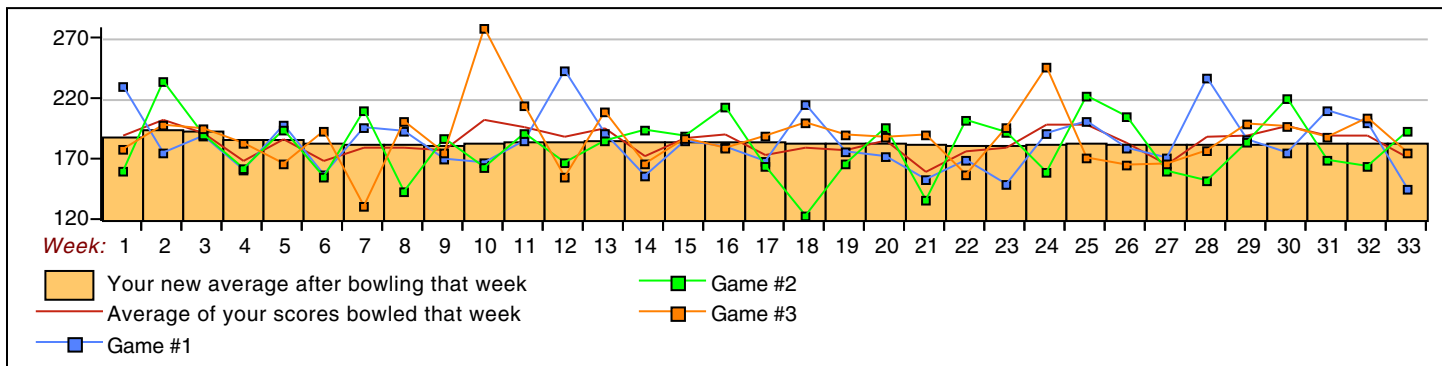
## End of 1st part

17	12/11/16	185	168	164	189	521	9442	51	185.14	-	185.85	=	-0.72	278	608	35.0	16.0	68.63%
18	12/18/16	185	215	123	200	538	9980	54	184.81	-	185.14	=	-0.32	278	608	36.0	18.0	66.67%
19	01/08/17	184	176	166	190	532	10512	57	184.42	-	184.81	=	-0.39	278	608	37.0	20.0	64.91%
20	01/15/17	184	172	196	188	556	11068	60	184.47	-	184.42	=	0.05	278	608	39.0	21.0	65.00%
21	01/22/17	184	153	136	190	479	11547	63	183.29	-	184.47	=	-1.18	278	608	40.0	23.0	63.49%
22	01/29/17	183	169	202	157	528	12075	66	182.95	-	183.29	=	-0.33	278	608	43.0	23.0	65.15%
23	01/29/17	182	149	192	196	537	12612	69	182.78	-	182.95	=	-0.17	278	608	44.0	25.0	63.77%
24	02/05/17	182	191	159	246	596	13208	72	183.44	-	182.78	=	0.66	278	608	45.0	27.0	62.50%
25	02/12/17	183	201	222	171	594	13802	75	184.03	-	183.44	=	0.58	278	608	48.0	27.0	64.00%
26	02/19/17	184	179	205	165	549	14351	78	183.99	-	184.03	=	-0.04	278	608	51.0	27.0	65.38%
27	02/26/17	183	171	160	166	497	14848	81	183.31	-	183.99	=	-0.68	278	608	53.0	28.0	65.43%
28	02/26/17	183	237	152	177	566	15414	84	183.50	-	183.31	=	0.19	278	608	54.0	30.0	64.29%
29	03/05/17	183	186	184	199	569	15983	87	183.71	-	183.50	=	0.21	278	608	57.0	30.0	65.52%
30	03/12/17	183	175	220	197	592	16575	90	184.17	-	183.71	=	0.45	278	608	59.0	31.0	65.56%
31	03/12/17	184	210	169	188	567	17142	93	184.32	-	184.17	=	0.16	278	608	60.0	33.0	64.52%
32	03/19/17	184	200	164	204	568	17710	96	184.48	-	184.32	=	0.16	278	608	62.0	34.0	64.58%
33	03/26/17	184	145	193	175	513	18223	99	184.07	-	184.48	=	-0.41	278	608	64.0	35.0	64.65%

<100	100's	125's	150's	175's	200's	225's	250's	275's	300's
	1	5	29	43	15	5		1	
<400	400's	450's	500's	550's	600's	650's	700's	750's	800's
		2	13	16	2				
<b>Ave of Game 1</b>			<b>Ave of Game 2</b>			<b>Ave of Game 3</b>			
184.03			180.12			188.06			

### High Scores by Game

Game #1: 243 on week 12 Game #2: 234 on week 2 Game #3: 278 on week 10



# Sunday Morning Threesome

Sunday 9:00 am

## Classic Lanes

Lanes 1 - 16

Note: This report includes information through March 26 which is Week 33 of 33

### Dave Diedrich's Bowling Record - Team 12: Team 12

Week No.	Bowling Date	Old Ave	---Average Change---			Total	Pins	Gms	---Average Change---			High Game	High Sers	Points Won	Points Lost	%Won
			-1-	-2-	-3-				New - Old	---> +/-						
1	09/11/16	177	194	185	153	532	532	3	177.33	- 0.00	= 177.33	194	532	1.0	2.0	33.33%
2	09/18/16	177				0	532	3	177.33	- 177.33	= 0.00	194	532	1.0	2.0	33.33%
3	09/25/16	177	135	165	213	513	1045	6	174.17	- 177.33	= -3.17	213	532	2.0	4.0	33.33%
4	10/02/16	174				0	1045	6	174.17	- 174.17	= 0.00	213	532	2.0	4.0	33.33%
5	10/09/16	174	166	177	181	524	1569	9	174.33	- 174.17	= 0.17	213	532	4.0	5.0	44.44%
6	10/09/16	174				0	1569	9	174.33	- 174.33	= 0.00	213	532	4.0	5.0	44.44%
7	10/16/16	174				0	1569	9	174.33	- 174.33	= 0.00	213	532	4.0	5.0	44.44%
8	10/23/16	174	168	218	145	531	2100	12	175.00	- 174.33	= 0.67	218	532	5.0	7.0	41.67%
9	10/30/16	175	231	161	171	563	2663	15	177.53	- 175.00	= 2.53	231	563	8.0	7.0	53.33%
10	11/06/16	177	157	238	182	577	3240	18	180.00	- 177.53	= 2.47	238	577	9.0	9.0	50.00%
11	11/06/16	180	210	201	199	610	3850	21	183.33	- 180.00	= 3.33	238	610	12.0	9.0	57.14%
12	11/13/16	183	181	167	175	523	4373	24	182.21	- 183.33	= -1.13	238	610	12.5	11.5	52.08%
13	11/20/16	182	152	145	168	465	4838	27	179.19	- 182.21	= -3.02	238	610	12.5	14.5	46.30%
14	11/27/16	179	168	136	174	478	5316	30	177.20	- 179.19	= -1.99	238	610	13.5	16.5	45.00%
15	11/27/16	177				0	5316	30	177.20	- 177.20	= 0.00	238	610	13.5	16.5	45.00%
16	12/04/16	177	203	166	250	619	5935	33	179.85	- 177.20	= 2.65	250	619	16.5	16.5	50.00%

### End of 1st part

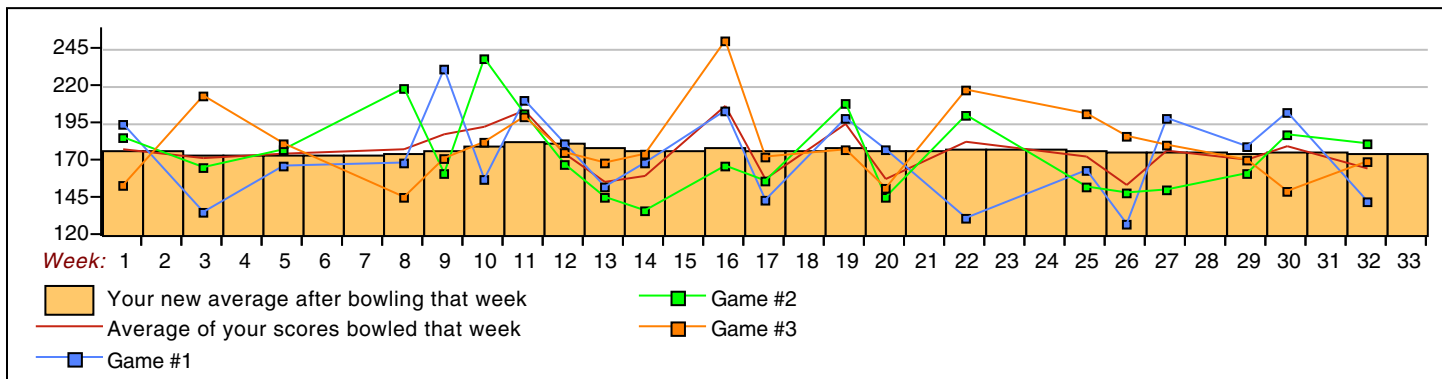
17	12/11/16	179	143	156	172	471	6406	36	177.94	- 179.85	= -1.90	250	619	17.5	18.5	48.61%
18	12/18/16	177				0	6406	36	177.94	- 177.94	= 0.00	250	619	17.5	18.5	48.61%
19	01/08/17	177	198	208	177	583	6989	39	179.21	- 177.94	= 1.26	250	619	20.5	18.5	52.56%
20	01/15/17	179	177	145	151	473	7462	42	177.67	- 179.21	= -1.54	250	619	22.5	19.5	53.57%
21	01/22/17	177				0	7462	42	177.67	- 177.67	= 0.00	250	619	22.5	19.5	53.57%
22	01/29/17	177	131	200	217	548	8010	45	178.00	- 177.67	= 0.33	250	619	24.5	20.5	54.44%
23	01/29/17	178				0	8010	45	178.00	- 178.00	= 0.00	250	619	24.5	20.5	54.44%
24	02/05/17	178				0	8010	45	178.00	- 178.00	= 0.00	250	619	24.5	20.5	54.44%
25	02/12/17	178	163	152	201	516	8526	48	177.63	- 178.00	= -0.38	250	619	25.5	22.5	53.13%
26	02/19/17	177	127	148	186	461	8987	51	176.22	- 177.63	= -1.41	250	619	26.5	24.5	51.96%
27	02/26/17	176	198	150	180	528	9515	54	176.20	- 176.22	= -0.01	250	619	29.5	24.5	54.63%
28	02/26/17	176				0	9515	54	176.20	- 176.20	= 0.00	250	619	29.5	24.5	54.63%
29	03/05/17	176	179	161	170	510	10025	57	175.88	- 176.20	= -0.33	250	619	31.5	25.5	55.26%
30	03/12/17	175	202	187	149	538	10563	60	176.05	- 175.88	= 0.17	250	619	32.5	27.5	54.17%
31	03/12/17	176				0	10563	60	176.05	- 176.05	= 0.00	250	619	32.5	27.5	54.17%
32	03/19/17	176	142	181	169	492	11055	63	175.48	- 176.05	= -0.57	250	619	33.5	29.5	53.17%
33	03/26/17	175				0	11055	63	175.48	- 175.48	= 0.00	250	619	33.5	29.5	53.17%

<u>&lt;100</u>	<u>100's</u>	<u>125's</u>	<u>150's</u>	<u>175's</u>	<u>200's</u>	<u>225's</u>	<u>250's</u>	<u>275's</u>	<u>300's</u>
		11	22	17	10	2	1		
<u>&lt;400</u>	<u>400's</u>	<u>450's</u>	<u>500's</u>	<u>550's</u>	<u>600's</u>	<u>650's</u>	<u>700's</u>	<u>750's</u>	<u>800's</u>
		6	10	3	2				

<u>Ave of Game 1</u>	<u>Ave of Game 2</u>	<u>Ave of Game 3</u>
172.62	173.67	180.14

#### High Scores by Game

Game #1: 231 on week 9 Game #2: 238 on week 10 Game #3: 250 on week 16



# Sunday Morning Threesome

Sunday 9:00 am

**Classic Lanes**

Lanes 1 - 16

Note: This report includes information through March 26 which is Week 33 of 33

**Diane Lederhaus's Bowling Record - Team 12: Team 12**

Week No.	Bowling Date	Old Ave	---Average Change---			Total	Pins	Gms	New - Old ---> +/-			High Game	High Sers	Points Won	Points Lost	%Won		
			-1-	-2-	-3-					=								
1	09/11/16	bk148				0	0	0	-	0.00	=	0.00	0	0			0.00%	
2	09/18/16	bk148	128	178	153	459	459	3	153.00	-	0.00	=	153.00	178	459	3.0		0.00%
3	09/25/16	bk148				0	459	3	153.00	-	153.00	=	0.00	178	459	3.0		0.00%
4	10/02/16	bk148	139	174	158	471	930	6	155.00	-	153.00	=	2.00	178	471	2.0	4.0	33.33%
5	10/09/16	bk148				0	930	6	155.00	-	155.00	=	0.00	178	471	2.0	4.0	33.33%
6	10/09/16	bk148	147	105	139	391	1321	9	146.78	-	155.00	=	-8.22	178	471	3.0	6.0	33.33%
7	10/16/16	146	131	162	154	447	1768	12	147.33	-	146.78	=	0.56	178	471	5.0	7.0	41.67%
8	10/23/16	147				0	1768	12	147.33	-	147.33	=	0.00	178	471	5.0	7.0	41.67%
9	10/30/16	147	132	137	132	401	2169	15	144.60	-	147.33	=	-2.73	178	471	5.0	10.0	33.33%
10	11/06/16	144				0	2169	15	144.60	-	144.60	=	0.00	178	471	5.0	10.0	33.33%
11	11/06/16	144				0	2169	15	144.60	-	144.60	=	0.00	178	471	5.0	10.0	33.33%
12	11/13/16	144				0	2169	15	144.60	-	144.60	=	0.00	178	471	5.0	10.0	33.33%
13	11/20/16	144	130	110	145	385	2554	18	141.89	-	144.60	=	-2.71	178	471	6.0	12.0	33.33%
14	11/27/16	141				0	2554	18	141.89	-	141.89	=	0.00	178	471	6.0	12.0	33.33%
15	11/27/16	141	135	137	139	411	2965	21	141.19	-	141.89	=	-0.70	178	471	6.0	15.0	28.57%
16	12/04/16	141				0	2965	21	141.19	-	141.19	=	0.00	178	471	6.0	15.0	28.57%

**End of 1st part**

17	12/11/16	141				0	2965	21	141.19	-	141.19	=	0.00	178	471	6.0	15.0	28.57%
18	12/18/16	141	140	137	178	455	3420	24	142.50	-	141.19	=	1.31	178	471	8.0	16.0	33.33%
19	01/08/17	142	164	144	156	464	3884	27	143.85	-	142.50	=	1.35	178	471	10.0	17.0	37.04%
20	01/15/17	143	178	157	200	535	4419	30	147.30	-	143.85	=	3.45	200	535	12.0	18.0	40.00%
21	01/22/17	147	130	138	148	416	4835	33	146.52	-	147.30	=	-0.78	200	535	13.0	20.0	39.39%
22	01/29/17	146				0	4835	33	146.52	-	146.52	=	0.00	200	535	13.0	20.0	39.39%
23	01/29/17	146	131	132	137	400	5235	36	145.42	-	146.52	=	-1.10	200	535	13.5	22.5	37.50%
24	02/05/17	145	132	226	142	500	5735	39	147.05	-	145.42	=	1.63	226	535	15.5	23.5	39.74%
25	02/12/17	147				0	5735	39	147.05	-	147.05	=	0.00	226	535	15.5	23.5	39.74%
26	02/19/17	147				0	5735	39	147.05	-	147.05	=	0.00	226	535	15.5	23.5	39.74%
27	02/26/17	147	142	159	142	443	6178	42	147.10	-	147.05	=	0.04	226	535	18.5	23.5	44.05%
28	02/26/17	147	170	175	162	507	6685	45	148.56	-	147.10	=	1.46	226	535	19.5	25.5	43.33%
29	03/05/17	148				0	6685	45	148.56	-	148.56	=	0.00	226	535	19.5	25.5	43.33%
30	03/12/17	148				0	6685	45	148.56	-	148.56	=	0.00	226	535	19.5	25.5	43.33%
31	03/12/17	148	149	183	116	448	7133	48	148.60	-	148.56	=	0.05	226	535	20.5	27.5	42.71%
32	03/19/17	148				0	7133	48	148.60	-	148.60	=	0.00	226	535	20.5	27.5	42.71%
33	03/26/17	148	122	125	154	401	7534	51	147.73	-	148.60	=	-0.88	226	535	20.5	30.5	40.20%

<u>&lt;100</u>	<u>100's</u>	<u>125's</u>	<u>150's</u>	<u>175's</u>	<u>200's</u>	<u>225's</u>	<u>250's</u>	<u>275's</u>	<u>300's</u>
	4	28	12	5	1	1			
<u>&lt;400</u>	<u>400's</u>	<u>450's</u>	<u>500's</u>	<u>550's</u>	<u>600's</u>	<u>650's</u>	<u>700's</u>	<u>750's</u>	<u>800's</u>
2	8	4	3						

Ave of Game 1      Ave of Game 2      Ave of Game 3  
 141.18                      151.71                      150.29

High Scores by Game

Game #1: 178 on week 20    Game #2: 226 on week 24    Game #3: 200 on week 20

