

Sunday 9:00 am

**Classic Lanes**

Lanes 1 - 16

Note: This report includes information through March 26 which is Week 33 of 33

**Team 14: Unholy Rollers @ Friends**

Name	Pins	Gms	True Average	Book Ave	High Game	High Sers	Points Won	Points Lost	%Won
Lake, Michael	14553	81	179.67	181	245	611	38.5	42.5	47.53%
Lake, Adam	6157	30	205.23	190	258	727	19.0	11.0	63.33%
Purdoff, Michael	15289	75	203.85	190	277	727	36.0	39.0	48.00%
Villeneuve, Jim	9984	48	208.00	206	299	712	25.0	23.0	52.08%
Larson, David	11642	63	184.79	184	257	690	30.0	33.0	47.62%

**Team History**

Week No.	Bowling Date	Opp. Team	-1-	-2-	-3-	Total	Last Wk WON	Last Wk Lost	Points Won	Points Lost	Year-To-Date WON	Y-T-D LOST	High Game	High Sers
1	09/11/16	13	618	584	679	1881	13	3	13	3	13	3	679	1881
2	09/18/16	4	683	581	595	1859	13	3	26	6	26	6	683	1881
3	09/25/16	8	514	549	522	1585	1½	14½	27½	20½	27½	20½	683	1881
4	10/02/16	11	655	543	540	1738	5½	10½	33	31	33	31	683	1881
5	10/09/16	16	650	493	601	1744	8	8	41	39	41	39	683	1881
6	10/09/16	6	516	630	675	1821	8	8	49	47	49	47	683	1881
7	10/16/16	10	610	576	558	1744	13	3	62	50	62	50	683	1881
8	10/23/16	2	480	554	593	1627	9½	6½	71½	56½	71½	56½	683	1881
9	10/30/16	1	557	551	537	1645	5	11	76½	67½	76½	67½	683	1881
10	11/06/16	9	575	559	578	1712	11	5	87½	72½	87½	72½	683	1881
11	11/06/16	12	524	584	515	1623	4	12	91½	84½	91½	84½	683	1881
12	11/13/16	7	615	528	545	1688	5	11	96½	95½	96½	95½	683	1881
13	11/20/16	3	548	666	707	1921	6	10	102½	105½	102½	105½	707	1921
14	11/27/16	15	591	632	606	1829	8	8	110½	113½	110½	113½	707	1921
15	11/27/16	5	627	649	662	1938	13	3	123½	116½	123½	116½	707	1938
16	12/04/16	4	506	571	525	1602	1	15	124½	131½	124½	131½	707	1938

**End of 1st part**

17	12/11/16	13	525	545	640	1710	5½	10½	5½	10½	130	142	707	1938
18	12/18/16	4	741	520	578	1839	7	9	12½	19½	137	151	741	1938
19	01/08/17	8	640	532	594	1766	6	10	18½	29½	143	161	741	1938
20	01/15/17	11	660	570	595	1825	8	8	26½	37½	151	169	741	1938
21	01/22/17	16	514	574	554	1642	6	10	32½	47½	157	179	741	1938
22	01/29/17	6	597	561	530	1688	8	8	40½	55½	165	187	741	1938
23	01/29/17	10	630	612	530	1772	6	10	46½	65½	171	197	741	1938
24	02/05/17	2	623	661	556	1840	10	6	56½	71½	181	203	741	1938
25	02/12/17	1	631	610	679	1920	11	5	67½	76½	192	208	741	1938
26	02/19/17	9	490	567	623	1680	12	4	79½	80½	204	212	741	1938
27	02/26/17	12	511	495	489	1495	1	15	80½	95½	205	227	741	1938
28	02/26/17	7	589	618	602	1809	6½	9½	87	105	211½	236½	741	1938
29	03/05/17	3	608	576	656	1840	15	1	102	106	226½	237½	741	1938
30	03/12/17	15	573	623	508	1704	3	13	105	119	229½	250½	741	1938
31	03/12/17	5	504	585	568	1657	7	9	112	128	236½	259½	741	1938
32	03/19/17	2	599	562	526	1687	5	11	117	139	241½	270½	741	1938
33	03/26/17	1	627	526	641	1794	8	8	125	147	249½	278½	741	1938

# Sunday Morning Threesome

Sunday 9:00 am

**Classic Lanes**

Lanes 1 - 16

Note: This report includes information through March 26 which is Week 33 of 33

**Michael Lake's Bowling Record - Team 14: Unholy Rollers @ Friends**

Week No.	Bowling Date	Old Ave	---Average Change---			Total	Pins	Gms	---Average Change---			High Game	High Sers	Points Won	Points Lost	%Won		
			-1-	-2-	-3-				New - Old	--- +/-								
1	09/11/16	bk181	191	193	213	597	597	3	199.00	-	0.00	=	199.00	213	597	3.0		100.00%
2	09/18/16	bk181	199	188	222	609	1206	6	201.00	-	199.00	=	2.00	222	609	6.0		100.00%
3	09/25/16	bk181	186	154	177	517	1723	9	191.44	-	201.00	=	-9.56	222	609	6.5	2.5	72.22%
4	10/02/16	191	165	188	198	551	2274	12	189.50	-	191.44	=	-1.94	222	609	7.0	5.0	58.33%
5	10/09/16	189	202	146	201	549	2823	15	188.20	-	189.50	=	-1.30	222	609	8.0	7.0	53.33%
6	10/09/16	188	179	237	188	604	3427	18	190.39	-	188.20	=	2.19	237	609	10.0	8.0	55.56%
7	10/16/16	190	189	213	158	560	3987	21	189.86	-	190.39	=	-0.53	237	609	12.0	9.0	57.14%
8	10/23/16	189	166	143	175	484	4471	24	186.29	-	189.86	=	-3.57	237	609	13.0	11.0	54.17%
9	10/30/16	186	135	145	134	414	4885	27	180.93	-	186.29	=	-5.37	237	609	13.0	14.0	48.15%
10	11/06/16	180	187	177	136	500	5385	30	179.50	-	180.93	=	-1.43	237	609	15.0	15.0	50.00%
11	11/06/16	179	131	243	147	521	5906	33	178.97	-	179.50	=	-0.53	243	609	16.0	17.0	48.48%
12	11/13/16	178	225	174	159	558	6464	36	179.56	-	178.97	=	0.59	243	609	17.0	19.0	47.22%
13	11/20/16	179				0	6464	36	179.56	-	179.56	=	0.00	243	609	17.0	19.0	47.22%
14	11/27/16	179				0	6464	36	179.56	-	179.56	=	0.00	243	609	17.0	19.0	47.22%
15	11/27/16	179				0	6464	36	179.56	-	179.56	=	0.00	243	609	17.0	19.0	47.22%
16	12/04/16	179	159	173	161	493	6957	39	178.38	-	179.56	=	-1.17	243	609	17.0	22.0	43.59%

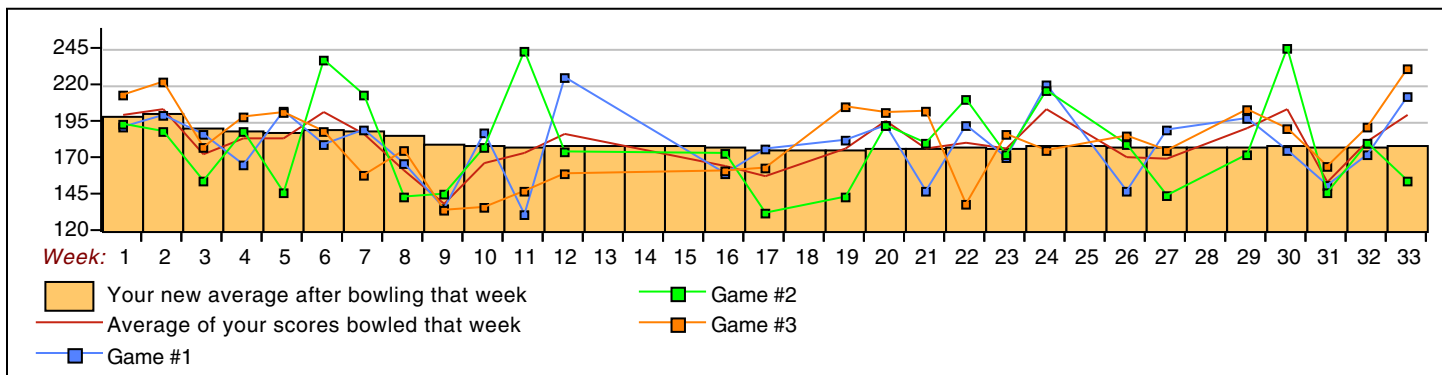
**End of 1st part**

17	12/11/16	178	176	132	163	471	7428	42	176.86	-	178.38	=	-1.53	243	609	17.5	24.5	41.67%
18	12/18/16	176				0	7428	42	176.86	-	176.86	=	0.00	243	609	17.5	24.5	41.67%
19	01/08/17	176	182	143	205	530	7958	45	176.84	-	176.86	=	-0.01	243	609	18.5	26.5	41.11%
20	01/15/17	176	192	192	201	585	8543	48	177.98	-	176.84	=	1.13	243	609	20.5	27.5	42.71%
21	01/22/17	177	147	180	202	529	9072	51	177.88	-	177.98	=	-0.10	243	609	22.5	28.5	44.12%
22	01/29/17	177	192	210	138	540	9612	54	178.00	-	177.88	=	0.12	243	609	24.5	29.5	45.37%
23	01/29/17	178	170	172	186	528	10140	57	177.89	-	178.00	=	-0.11	243	609	25.5	31.5	44.74%
24	02/05/17	177	220	216	175	611	10751	60	179.18	-	177.89	=	1.29	243	611	27.5	32.5	45.83%
25	02/12/17	179				0	10751	60	179.18	-	179.18	=	0.00	243	611	27.5	32.5	45.83%
26	02/19/17	179	147	179	185	511	11262	63	178.76	-	179.18	=	-0.42	243	611	29.5	33.5	46.83%
27	02/26/17	178	189	144	175	508	11770	66	178.33	-	178.76	=	-0.43	243	611	29.5	36.5	44.70%
28	02/26/17	178				0	11770	66	178.33	-	178.33	=	0.00	243	611	29.5	36.5	44.70%
29	03/05/17	178	197	172	203	572	12342	69	178.87	-	178.33	=	0.54	243	611	32.5	36.5	47.10%
30	03/12/17	178	175	245	190	610	12952	72	179.89	-	178.87	=	1.02	245	611	34.5	37.5	47.92%
31	03/12/17	179	151	146	164	461	13413	75	178.84	-	179.89	=	-1.05	245	611	35.5	39.5	47.33%
32	03/19/17	178	172	180	191	543	13956	78	178.92	-	178.84	=	0.08	245	611	36.5	41.5	46.79%
33	03/26/17	178	212	154	231	597	14553	81	179.67	-	178.92	=	0.74	245	611	38.5	42.5	47.53%

<u>&lt;100</u>	<u>100's</u>	<u>125's</u>	<u>150's</u>	<u>175's</u>	<u>200's</u>	<u>225's</u>	<u>250's</u>	<u>275's</u>	<u>300's</u>
		15	17	31	13	5			
<u>&lt;400</u>	<u>400's</u>	<u>450's</u>	<u>500's</u>	<u>550's</u>	<u>600's</u>	<u>650's</u>	<u>700's</u>	<u>750's</u>	<u>800's</u>
	1	4	11	7	4				
<u>Ave of Game 1</u>			<u>Ave of Game 2</u>			<u>Ave of Game 3</u>			
179.11			179.22			180.67			

High Scores by Game

Game #1: 225 on week 12 Game #2: 245 on week 30 Game #3: 231 on week 33



# Sunday Morning Threesome

Sunday 9:00 am

Classic Lanes

Lanes 1 - 16

Note: This report includes information through March 26 which is Week 33 of 33

## Adam Lake's Bowling Record - Team 14: Unholy Rollers @ Friends

Week No.	Bowling Date	Old Ave	---Average Change---			Total	Pins	Gms	New - Old ---> +/-			High Game	High Sers	Points Won	Points Lost	%Won		
			-1-	-2-	-3-													
1	09/11/16	bk190	200	145	212	557	557	3	185.67	-	0.00	=	185.67	212	557	2.0	1.0	66.67%
2	09/18/16	bk190				0	557	3	185.67	-	185.67	=	0.00	212	557	2.0	1.0	66.67%
3	09/25/16	bk190				0	557	3	185.67	-	185.67	=	0.00	212	557	2.0	1.0	66.67%
4	10/02/16	bk190				0	557	3	185.67	-	185.67	=	0.00	212	557	2.0	1.0	66.67%
5	10/09/16	bk190				0	557	3	185.67	-	185.67	=	0.00	212	557	2.0	1.0	66.67%
6	10/09/16	bk190				0	557	3	185.67	-	185.67	=	0.00	212	557	2.0	1.0	66.67%
7	10/16/16	bk190				0	557	3	185.67	-	185.67	=	0.00	212	557	2.0	1.0	66.67%
8	10/23/16	bk190				0	557	3	185.67	-	185.67	=	0.00	212	557	2.0	1.0	66.67%
9	10/30/16	185	234	196	212	642	1199	6	199.83	-	185.67	=	14.17	234	642	5.0	1.0	83.33%
10	11/06/16	bk190				0	1199	6	199.83	-	199.83	=	0.00	234	642	5.0	1.0	83.33%
11	11/06/16	bk190				0	1199	6	199.83	-	199.83	=	0.00	234	642	5.0	1.0	83.33%
12	11/13/16	bk190				0	1199	6	199.83	-	199.83	=	0.00	234	642	5.0	1.0	83.33%
13	11/20/16	bk190	222	247	258	727	1926	9	214.00	-	199.83	=	14.17	258	727	7.0	2.0	77.78%
14	11/27/16	214	190	216	233	639	2565	12	213.75	-	214.00	=	-0.25	258	727	9.0	3.0	75.00%
15	11/27/16	213	195	215	244	654	3219	15	214.60	-	213.75	=	0.85	258	727	12.0	3.0	80.00%
16	12/04/16	214	168	198	169	535	3754	18	208.56	-	214.60	=	-6.04	258	727	12.0	6.0	66.67%

### End of 1st part

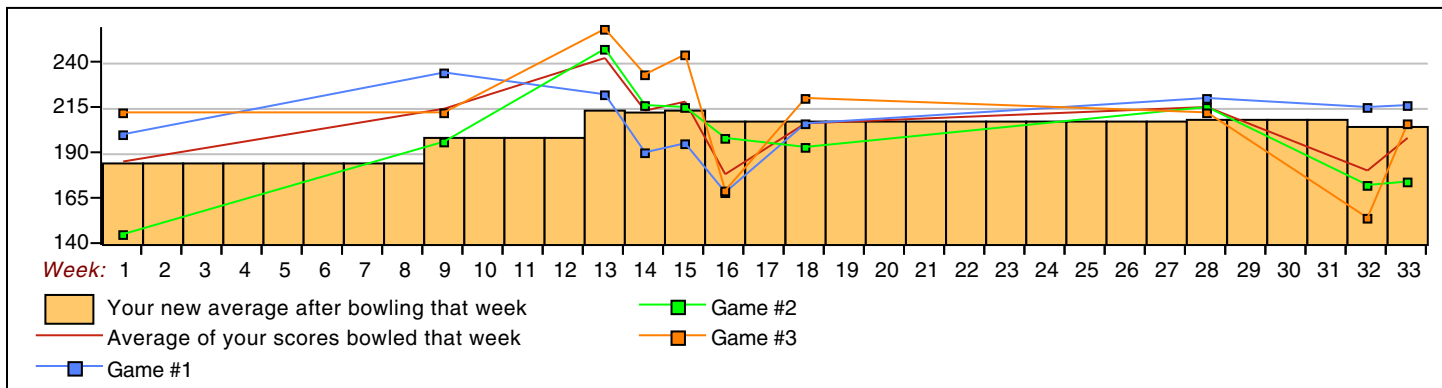
17	12/11/16	208				0	3754	18	208.56	-	208.56	=	0.00	258	727	12.0	6.0	66.67%
18	12/18/16	208	206	193	220	619	4373	21	208.24	-	208.56	=	-0.32	258	727	14.0	7.0	66.67%
19	01/08/17	208				0	4373	21	208.24	-	208.24	=	0.00	258	727	14.0	7.0	66.67%
20	01/15/17	208				0	4373	21	208.24	-	208.24	=	0.00	258	727	14.0	7.0	66.67%
21	01/22/17	208				0	4373	21	208.24	-	208.24	=	0.00	258	727	14.0	7.0	66.67%
22	01/29/17	208				0	4373	21	208.24	-	208.24	=	0.00	258	727	14.0	7.0	66.67%
23	01/29/17	208				0	4373	21	208.24	-	208.24	=	0.00	258	727	14.0	7.0	66.67%
24	02/05/17	208				0	4373	21	208.24	-	208.24	=	0.00	258	727	14.0	7.0	66.67%
25	02/12/17	208				0	4373	21	208.24	-	208.24	=	0.00	258	727	14.0	7.0	66.67%
26	02/19/17	208				0	4373	21	208.24	-	208.24	=	0.00	258	727	14.0	7.0	66.67%
27	02/26/17	208				0	4373	21	208.24	-	208.24	=	0.00	258	727	14.0	7.0	66.67%
28	02/26/17	208	220	215	212	647	5020	24	209.17	-	208.24	=	0.93	258	727	16.0	8.0	66.67%
29	03/05/17	209				0	5020	24	209.17	-	209.17	=	0.00	258	727	16.0	8.0	66.67%
30	03/12/17	209				0	5020	24	209.17	-	209.17	=	0.00	258	727	16.0	8.0	66.67%
31	03/12/17	209				0	5020	24	209.17	-	209.17	=	0.00	258	727	16.0	8.0	66.67%
32	03/19/17	209	215	172	154	541	5561	27	205.96	-	209.17	=	-3.20	258	727	17.0	10.0	62.96%
33	03/26/17	205	216	174	206	596	6157	30	205.23	-	205.96	=	-0.73	258	727	19.0	11.0	63.33%

<100	100's	125's	150's	175's	200's	225's	250's	275's	300's
		1	5	5	14	4	1		
<400	400's	450's	500's	550's	600's	650's	700's	750's	800's
			2	2	4	1	1		

Ave of Game 1	Ave of Game 2	Ave of Game 3
206.60	197.10	212.00

### High Scores by Game

Game #1: 234 on week 9 Game #2: 247 on week 13 Game #3: 258 on week 13



# Sunday Morning Threesome

Sunday 9:00 am

*Classic Lanes*

Lanes 1 - 16

Note: This report includes information through March 26 which is Week 33 of 33

**Michael Purdoff's Bowling Record - Team 14: Unholy Rollers @ Friends**

Week No.	Bowling Date	Old Ave	Average			Total	Pins	Gms	---Average Change---			High Game	High Sers	Points Won	Points Lost	%Won		
			-1-	-2-	-3-				New	Old	---> +/-							
1	09/11/16	bk190	227	246	254	727	727	3	242.33	-	0.00	=	242.33	254	727	3.0		100.00%
2	09/18/16	bk190	227	170	163	560	1287	6	214.50	-	242.33	=	-27.83	254	727	3.0	3.0	50.00%
3	09/25/16	bk190				0	1287	6	214.50	-	214.50	=	0.00	254	727	3.0	3.0	50.00%
4	10/02/16	bk190	255	175	182	612	1899	9	211.00	-	214.50	=	-3.50	255	727	4.0	5.0	44.44%
5	10/09/16	211	204	160	213	577	2476	12	206.33	-	211.00	=	-4.67	255	727	5.0	7.0	41.67%
6	10/09/16	206	194	169	188	551	3027	15	201.80	-	206.33	=	-4.53	255	727	5.0	10.0	33.33%
7	10/16/16	201	232	184	217	633	3660	18	203.33	-	201.80	=	1.53	255	727	7.0	11.0	38.89%
8	10/23/16	203	140	223	244	607	4267	21	203.19	-	203.33	=	-0.14	255	727	9.0	12.0	42.86%
9	10/30/16	203				0	4267	21	203.19	-	203.19	=	0.00	255	727	9.0	12.0	42.86%
10	11/06/16	203	180	214	228	622	4889	24	203.71	-	203.19	=	0.52	255	727	12.0	12.0	50.00%
11	11/06/16	203	215	171	227	613	5502	27	203.78	-	203.71	=	0.07	255	727	13.0	14.0	48.15%
12	11/13/16	203	187	205	207	599	6101	30	203.37	-	203.78	=	-0.41	255	727	13.0	17.0	43.33%
13	11/20/16	203				0	6101	30	203.37	-	203.37	=	0.00	255	727	13.0	17.0	43.33%
14	11/27/16	203	167	210	169	546	6647	33	201.42	-	203.37	=	-1.94	255	727	14.0	19.0	42.42%
15	11/27/16	201	243	246	215	704	7351	36	204.19	-	201.42	=	2.77	255	727	17.0	19.0	47.22%
16	12/04/16	204	179	200	195	574	7925	39	203.21	-	204.19	=	-0.99	255	727	18.0	21.0	46.15%

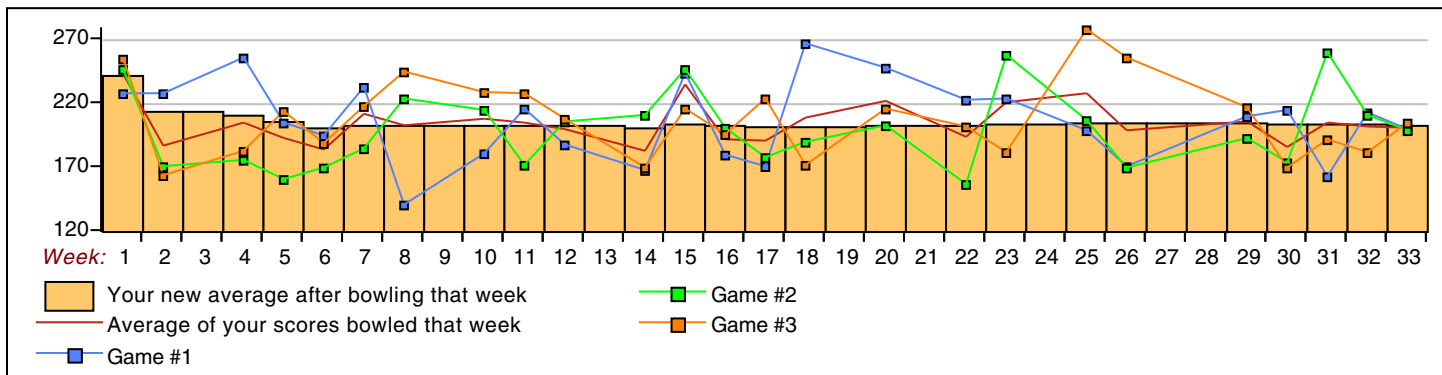
**End of 1st part**

17	12/11/16	203	170	177	223	570	8495	42	202.26	-	203.21	=	-0.94	255	727	19.0	23.0	45.24%
18	12/18/16	202	266	189	171	626	9121	45	202.69	-	202.26	=	0.43	266	727	20.0	25.0	44.44%
19	01/08/17	202				0	9121	45	202.69	-	202.69	=	0.00	266	727	20.0	25.0	44.44%
20	01/15/17	202	247	202	215	664	9785	48	203.85	-	202.69	=	1.17	266	727	22.0	26.0	45.83%
21	01/22/17	203				0	9785	48	203.85	-	203.85	=	0.00	266	727	22.0	26.0	45.83%
22	01/29/17	203	222	156	201	579	10364	51	203.22	-	203.85	=	-0.64	266	727	24.0	27.0	47.06%
23	01/29/17	203	223	257	181	661	11025	54	204.17	-	203.22	=	0.95	266	727	26.0	28.0	48.15%
24	02/05/17	204				0	11025	54	204.17	-	204.17	=	0.00	266	727	26.0	28.0	48.15%
25	02/12/17	204	198	206	277	681	11706	57	205.37	-	204.17	=	1.20	277	727	28.0	29.0	49.12%
26	02/19/17	205	170	169	255	594	12300	60	205.00	-	205.37	=	-0.37	277	727	30.0	30.0	50.00%
27	02/26/17	205				0	12300	60	205.00	-	205.00	=	0.00	277	727	30.0	30.0	50.00%
28	02/26/17	205				0	12300	60	205.00	-	205.00	=	0.00	277	727	30.0	30.0	50.00%
29	03/05/17	205	209	192	216	617	12917	63	205.03	-	205.00	=	0.03	277	727	33.0	30.0	52.38%
30	03/12/17	205	214	173	169	556	13473	66	204.14	-	205.03	=	-0.90	277	727	33.0	33.0	50.00%
31	03/12/17	204	162	259	191	612	14085	69	204.13	-	204.14	=	-0.01	277	727	34.0	35.0	49.28%
32	03/19/17	204	212	210	181	603	14688	72	204.00	-	204.13	=	-0.13	277	727	35.0	37.0	48.61%
33	03/26/17	204	199	198	204	601	15289	75	203.85	-	204.00	=	-0.15	277	727	36.0	39.0	48.00%

<u>&lt;100</u>	<u>100's</u>	<u>125's</u>	<u>150's</u>	<u>175's</u>	<u>200's</u>	<u>225's</u>	<u>250's</u>	<u>275's</u>	<u>300's</u>
		1	15	18	24	10	6	1	
<u>&lt;400</u>	<u>400's</u>	<u>450's</u>	<u>500's</u>	<u>550's</u>	<u>600's</u>	<u>650's</u>	<u>700's</u>	<u>750's</u>	<u>800's</u>
			1	9	10	3	2		
<u>Ave of Game 1</u>			<u>Ave of Game 2</u>			<u>Ave of Game 3</u>			
205.68			198.44			207.44			

High Scores by Game

Game #1: 266 on week 18 Game #2: 259 on week 31 Game #3: 277 on week 25



# Sunday Morning Threesome

Sunday 9:00 am

**Classic Lanes**

Lanes 1 - 16

Note: This report includes information through March 26 which is Week 33 of 33

**Jim Villeneuve's Bowling Record - Team 14: Unholy Rollers @ Friends**

Week No.	Bowling Date	Old Ave	Average Change			Total	Pins	Gms	---Average Change---			High Game	High Sers	Points Won	Points Lost	%Won		
			-1-	-2-	-3-				New	Old	--- +/-							
1	09/11/16	bk206				0	0	0	-	0.00	=	0.00	0	0			0.00%	
2	09/18/16	bk206				0	0	0	-	0.00	=	0.00	0	0			0.00%	
3	09/25/16	bk206	177	221	210	608	608	3	202.67	-	0.00	=	202.67	221	608	1.0	2.0	33.33%
4	10/02/16	bk206				0	608	3	202.67	-	202.67	=	0.00	221	608	1.0	2.0	33.33%
5	10/09/16	bk206	244	187	187	618	1226	6	204.33	-	202.67	=	1.67	244	618	3.0	3.0	50.00%
6	10/09/16	bk206	143	224	299	666	1892	9	210.22	-	204.33	=	5.89	299	666	5.0	4.0	55.56%
7	10/16/16	210				0	1892	9	210.22	-	210.22	=	0.00	299	666	5.0	4.0	55.56%
8	10/23/16	210				0	1892	9	210.22	-	210.22	=	0.00	299	666	5.0	4.0	55.56%
9	10/30/16	210	188	210	191	589	2481	12	206.75	-	210.22	=	-3.47	299	666	7.0	5.0	58.33%
10	11/06/16	206				0	2481	12	206.75	-	206.75	=	0.00	299	666	7.0	5.0	58.33%
11	11/06/16	206				0	2481	12	206.75	-	206.75	=	0.00	299	666	7.0	5.0	58.33%
12	11/13/16	206				0	2481	12	206.75	-	206.75	=	0.00	299	666	7.0	5.0	58.33%
13	11/20/16	206	194	251	267	712	3193	15	212.87	-	206.75	=	6.12	299	712	9.0	6.0	60.00%
14	11/27/16	212	234	206	204	644	3837	18	213.17	-	212.87	=	0.30	299	712	11.0	7.0	61.11%
15	11/27/16	213	189	188	203	580	4417	21	210.33	-	213.17	=	-2.83	299	712	11.0	10.0	52.38%
16	12/04/16	210				0	4417	21	210.33	-	210.33	=	0.00	299	712	11.0	10.0	52.38%

**End of 1st part**

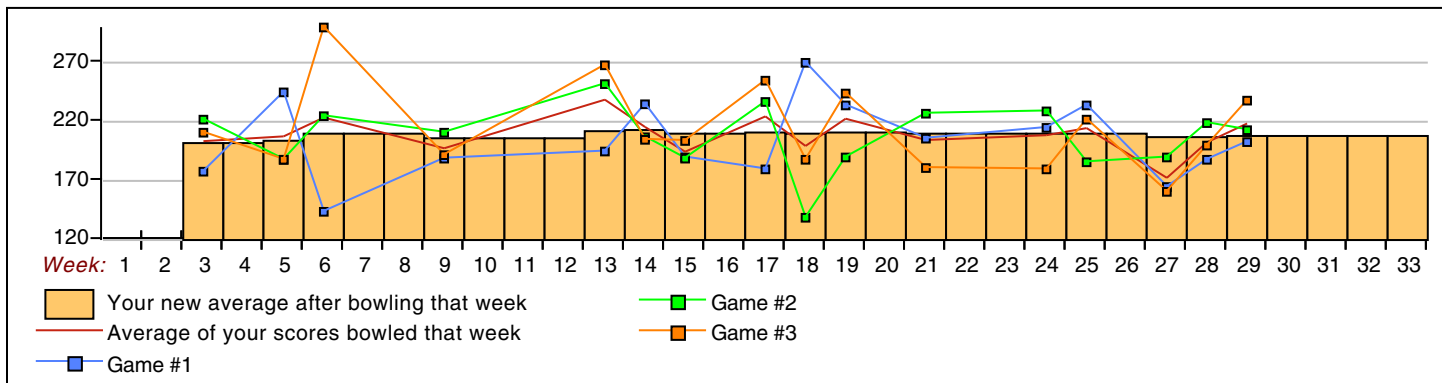
17	12/11/16	210	179	236	254	669	5086	24	211.92	-	210.33	=	1.58	299	712	13.0	11.0	54.17%
18	12/18/16	211	269	138	187	594	5680	27	210.37	-	211.92	=	-1.55	299	712	14.0	13.0	51.85%
19	01/08/17	210	233	189	243	665	6345	30	211.50	-	210.37	=	1.13	299	712	15.0	15.0	50.00%
20	01/15/17	211				0	6345	30	211.50	-	211.50	=	0.00	299	712	15.0	15.0	50.00%
21	01/22/17	211	205	226	180	611	6956	33	210.79	-	211.50	=	-0.71	299	712	16.0	17.0	48.48%
22	01/29/17	210				0	6956	33	210.79	-	210.79	=	0.00	299	712	16.0	17.0	48.48%
23	01/29/17	210				0	6956	33	210.79	-	210.79	=	0.00	299	712	16.0	17.0	48.48%
24	02/05/17	210	214	228	179	621	7577	36	210.47	-	210.79	=	-0.32	299	712	18.0	18.0	50.00%
25	02/12/17	210	233	185	221	639	8216	39	210.67	-	210.47	=	0.19	299	712	20.0	19.0	51.28%
26	02/19/17	210				0	8216	39	210.67	-	210.67	=	0.00	299	712	20.0	19.0	51.28%
27	02/26/17	210	164	189	160	513	8729	42	207.83	-	210.67	=	-2.83	299	712	21.0	21.0	50.00%
28	02/26/17	207	187	218	199	604	9333	45	207.40	-	207.83	=	-0.43	299	712	23.0	22.0	51.11%
29	03/05/17	207	202	212	237	651	9984	48	208.00	-	207.40	=	0.60	299	712	25.0	23.0	52.08%
30	03/12/17	208				0	9984	48	208.00	-	208.00	=	0.00	299	712	25.0	23.0	52.08%
31	03/12/17	208				0	9984	48	208.00	-	208.00	=	0.00	299	712	25.0	23.0	52.08%
32	03/19/17	208				0	9984	48	208.00	-	208.00	=	0.00	299	712	25.0	23.0	52.08%
33	03/26/17	208				0	9984	48	208.00	-	208.00	=	0.00	299	712	25.0	23.0	52.08%

<u>&lt;100</u>	<u>100's</u>	<u>125's</u>	<u>150's</u>	<u>175's</u>	<u>200's</u>	<u>225's</u>	<u>250's</u>	<u>275's</u>	<u>300's</u>
		2	2	17	13	9	4	1	
<u>&lt;400</u>	<u>400's</u>	<u>450's</u>	<u>500's</u>	<u>550's</u>	<u>600's</u>	<u>650's</u>	<u>700's</u>	<u>750's</u>	<u>800's</u>
			1	3	7	4	1		

<u>Ave of Game 1</u>	<u>Ave of Game 2</u>	<u>Ave of Game 3</u>
203.44	206.75	213.81

High Scores by Game

Game #1: 269 on week 18 Game #2: 251 on week 13 Game #3: 299 on week 6



# Sunday Morning Threesome

Sunday 9:00 am

Classic Lanes

Lanes 1 - 16

Note: This report includes information through March 26 which is Week 33 of 33

## David Larson's Bowling Record - Team 14: Unholy Rollers @ Friends

Week No.	Bowling Date	Old Ave	Average Change			Total	Pins	Gms	---Average Change---		High Game	High Sers	Points Won	Points Lost	%Won	
			-1-	-2-	-3-				New - Old	---> +/-						
1	09/11/16	bk184				0	0	0	- 0.00	= 0.00	0	0			0.00%	
2	09/18/16	bk184	257	223	210	690	690	3	230.00	- 0.00	= 230.00	257	690	3.0		100.00%
3	09/25/16	bk184	151	174	135	460	1150	6	191.67	- 230.00	= -38.33	257	690	3.0	3.0	50.00%
4	10/02/16	bk184	235	180	160	575	1725	9	191.67	- 191.67	= 0.00	257	690	5.0	4.0	55.56%
5	10/09/16	191				0	1725	9	191.67	- 191.67	= 0.00	257	690	5.0	4.0	55.56%
6	10/09/16	191				0	1725	9	191.67	- 191.67	= 0.00	257	690	5.0	4.0	55.56%
7	10/16/16	191	189	179	183	551	2276	12	189.67	- 191.67	= -2.00	257	690	7.0	5.0	58.33%
8	10/23/16	189	174	188	174	536	2812	15	187.47	- 189.67	= -2.20	257	690	8.5	6.5	56.67%
9	10/30/16	187				0	2812	15	187.47	- 187.47	= 0.00	257	690	8.5	6.5	56.67%
10	11/06/16	187	208	168	214	590	3402	18	189.00	- 187.47	= 1.53	257	690	9.5	8.5	52.78%
11	11/06/16	189	178	170	141	489	3891	21	185.29	- 189.00	= -3.71	257	690	9.5	11.5	45.24%
12	11/13/16	185	203	149	179	531	4422	24	184.25	- 185.29	= -1.04	257	690	11.5	12.5	47.92%
13	11/20/16	184	132	168	182	482	4904	27	181.63	- 184.25	= -2.62	257	690	11.5	15.5	42.59%
14	11/27/16	181				0	4904	27	181.63	- 181.63	= 0.00	257	690	11.5	15.5	42.59%
15	11/27/16	181				0	4904	27	181.63	- 181.63	= 0.00	257	690	11.5	15.5	42.59%
16	12/04/16	181				0	4904	27	181.63	- 181.63	= 0.00	257	690	11.5	15.5	42.59%

### End of 1st part

17	12/11/16	181				0	4904	27	181.63	- 181.63	= 0.00	257	690	11.5	15.5	42.59%
18	12/18/16	181				0	4904	27	181.63	- 181.63	= 0.00	257	690	11.5	15.5	42.59%
19	01/08/17	181	225	200	146	571	5475	30	182.50	- 181.63	= 0.87	257	690	13.5	16.5	45.00%
20	01/15/17	182	221	176	179	576	6051	33	183.36	- 182.50	= 0.86	257	690	14.5	18.5	43.94%
21	01/22/17	183	162	168	172	502	6553	36	182.03	- 183.36	= -1.34	257	690	15.5	20.5	43.06%
22	01/29/17	182	183	195	191	569	7122	39	182.62	- 182.03	= 0.59	257	690	17.5	21.5	44.87%
23	01/29/17	182	237	183	163	583	7705	42	183.45	- 182.62	= 0.84	257	690	18.5	23.5	44.05%
24	02/05/17	183	189	217	202	608	8313	45	184.73	- 183.45	= 1.28	257	690	19.5	25.5	43.33%
25	02/12/17	184	200	219	181	600	8913	48	185.69	- 184.73	= 0.95	257	690	21.5	26.5	44.79%
26	02/19/17	185	173	219	183	575	9488	51	186.04	- 185.69	= 0.35	257	690	24.5	26.5	48.04%
27	02/26/17	186	158	162	154	474	9962	54	184.48	- 186.04	= -1.56	257	690	24.5	29.5	45.37%
28	02/26/17	184	182	185	191	558	10520	57	184.56	- 184.48	= 0.08	257	690	26.0	31.0	45.61%
29	03/05/17	184				0	10520	57	184.56	- 184.56	= 0.00	257	690	26.0	31.0	45.61%
30	03/12/17	184	184	205	149	538	11058	60	184.30	- 184.56	= -0.26	257	690	27.0	33.0	45.00%
31	03/12/17	184	191	180	213	584	11642	63	184.79	- 184.30	= 0.49	257	690	30.0	33.0	47.62%
32	03/19/17	184				0	11642	63	184.79	- 184.79	= 0.00	257	690	30.0	33.0	47.62%
33	03/26/17	184				0	11642	63	184.79	- 184.79	= 0.00	257	690	30.0	33.0	47.62%

<100	100's	125's	150's	175's	200's	225's	250's	275's	300's
		6	16	23	14	3	1		
<400	400's	450's	500's	550's	600's	650's	700's	750's	800's
		4	4	10	2	1			
<u>Ave of Game 1</u>			<u>Ave of Game 2</u>			<u>Ave of Game 3</u>			
192.00			186.10			176.29			

### High Scores by Game

Game #1: 257 on week 2 Game #2: 223 on week 2 Game #3: 214 on week 10

