

Sunday 9:00 am

Classic Lanes

Lanes 1 - 16

Note: This report includes information through March 26 which is Week 33 of 33

Team 15: The Latecomers

Name	Pins	Gms	True Average	Book Ave	High Game	High Sers	Points Won	Points Lost	%Won
Malicki, Lisa	13009	93	139.88	133	209	545	50.5	42.5	54.30%
Moen Sr, Christian	17295	93	185.97	181	255	657	54.0	42.0	56.25%
Cunningham, Kelson	2446	12	203.83	189	257	721	8.0	4.0	66.67%
Lassa, Carl	15291	90	169.90	172	252	645	48.0	45.0	51.61%

Team History

Week No.	Bowling Date	Opp. Team	-1-	-2-	-3-	Total	Last Wk WON	Last Wk Lost	Points Won	Points Lost	Year-To-Date WON	Y-T-D LOST	High Game	High Sers
1	09/11/16	16	455	412	478	1345	3½	12½	3½	12½	3½	12½	478	1345
2	09/18/16	6	477	438	454	1369	2	14	5½	26½	5½	26½	478	1369
3	09/25/16	10	481	491	504	1476	8	8	13½	34½	13½	34½	504	1476
4	10/02/16	2	403	366	426	1195	0	16	13½	50½	13½	50½	504	1476
5	10/09/16	4	465	458	369	1292	4½	11½	18	62	18	62	504	1476
6	10/09/16	8	466	471	464	1401	10	6	28	68	28	68	504	1476
7	10/16/16	11	431	472	445	1348	5	11	33	79	33	79	504	1476
8	10/23/16	13	516	530	536	1582	14	2	47	81	47	81	536	1582
9	10/30/16	3	446	557	403	1406	5	11	52	92	52	92	557	1582
10	11/06/16	7	465	428	471	1364	6	10	58	102	58	102	557	1582
11	11/06/16	5	540	523	490	1553	15	1	73	103	73	103	557	1582
12	11/13/16	9	428	388	423	1239	9	7	82	110	82	110	557	1582
13	11/20/16	1	565	559	523	1647	13	3	95	113	95	113	565	1647
14	11/27/16	14	491	372	487	1350	8	8	103	121	103	121	565	1647
15	11/27/16	12	504	471	496	1471	9	7	112	128	112	128	565	1647
16	12/04/16	9	427	524	535	1486	10½	5½	122½	133½	122½	133½	565	1647

End of 1st part

17	12/11/16	16	460	515	464	1439	11	5	11	5	133½	138½	565	1647
18	12/18/16	6	498	457	630	1585	9	7	20	12	142½	145½	630	1647
19	01/08/17	10	571	597	507	1675	14	2	34	14	156½	147½	630	1675
20	01/15/17	2	576	505	539	1620	11	5	45	19	167½	152½	630	1675
21	01/22/17	4	494	639	533	1666	15	1	60	20	182½	153½	639	1675
22	01/29/17	8	396	529	475	1400	10	6	70	26	192½	159½	639	1675
23	01/29/17	11	554	570	558	1682	14	2	84	28	206½	161½	639	1682
24	02/05/17	13	470	438	556	1464	6	10	90	38	212½	171½	639	1682
25	02/12/17	3	587	570	481	1638	8	8	98	46	220½	179½	639	1682
26	02/19/17	7	517	489	494	1500	9	7	107	53	229½	186½	639	1682
27	02/26/17	5	610	593	566	1769	11½	4½	118½	57½	241	191	639	1769
28	02/26/17	9	546	444	550	1540	11½	4½	130	62	252½	195½	639	1769
29	03/05/17	1	516	611	505	1632	11	5	141	67	263½	200½	639	1769
30	03/12/17	14	539	558	521	1618	13	3	154	70	276½	203½	639	1769
31	03/12/17	12	547	554	551	1652	11	5	165	75	287½	208½	639	1769
32	03/19/17	7	492	561	509	1562	3	13	168	88	290½	221½	639	1769
33	03/26/17	3	453	459	444	1356	2	14	170	102	292½	235½	639	1769

Sunday Morning Threesome

Sunday 9:00 am

Classic Lanes

Lanes 1 - 16

Note: This report includes information through March 26 which is Week 33 of 33

Lisa Malicki's Bowling Record - Team 15: The Latecomers

Week No.	Bowling Date	Old Ave	Average			Total	Pins	Gms	---Average Change---			High Game	High Sers	Points Won	Points Lost	%Won		
			-1-	-2-	-3-				New	Old	--- +/-							
1	09/11/16	bk133	105	146	146	397	397	3	132.33	-	0.00	=	132.33	146	397	1.0	2.0	33.33%
2	09/18/16	bk133	123	132	112	367	764	6	127.33	-	132.33	=	-5.00	146	397	1.0	5.0	16.67%
3	09/25/16	bk133	111	99	116	326	1090	9	121.11	-	127.33	=	-6.22	146	397	2.0	7.0	22.22%
4	10/02/16	121	122	99	124	345	1435	12	119.58	-	121.11	=	-1.53	146	397	2.0	10.0	16.67%
5	10/09/16	119	145	143	101	389	1824	15	121.60	-	119.58	=	2.02	146	397	3.0	12.0	20.00%
6	10/09/16	121	102	112	131	345	2169	18	120.50	-	121.60	=	-1.10	146	397	5.0	13.0	27.78%
7	10/16/16	120	132	132	114	378	2547	21	121.29	-	120.50	=	0.79	146	397	7.0	14.0	33.33%
8	10/23/16	121				0	2547	21	121.29	-	121.29	=	0.00	146	397	7.0	14.0	33.33%
9	10/30/16	121	129	157	113	399	2946	24	122.75	-	121.29	=	1.46	157	399	8.0	16.0	33.33%
10	11/06/16	122	146	124	138	408	3354	27	124.22	-	122.75	=	1.47	157	408	10.0	17.0	37.04%
11	11/06/16	124	149	136	129	414	3768	30	125.60	-	124.22	=	1.38	157	414	12.0	18.0	40.00%
12	11/13/16	125	101	84	122	307	4075	33	123.48	-	125.60	=	-2.12	157	414	12.0	21.0	36.36%
13	11/20/16	123	119	122	145	386	4461	36	123.92	-	123.48	=	0.43	157	414	13.0	23.0	36.11%
14	11/27/16	123	146	123	118	387	4848	39	124.31	-	123.92	=	0.39	157	414	15.0	24.0	38.46%
15	11/27/16	124	112	118	127	357	5205	42	123.93	-	124.31	=	-0.38	157	414	15.0	27.0	35.71%
16	12/04/16	123	103	161	162	426	5631	45	125.13	-	123.93	=	1.20	162	426	17.0	28.0	37.78%

End of 1st part

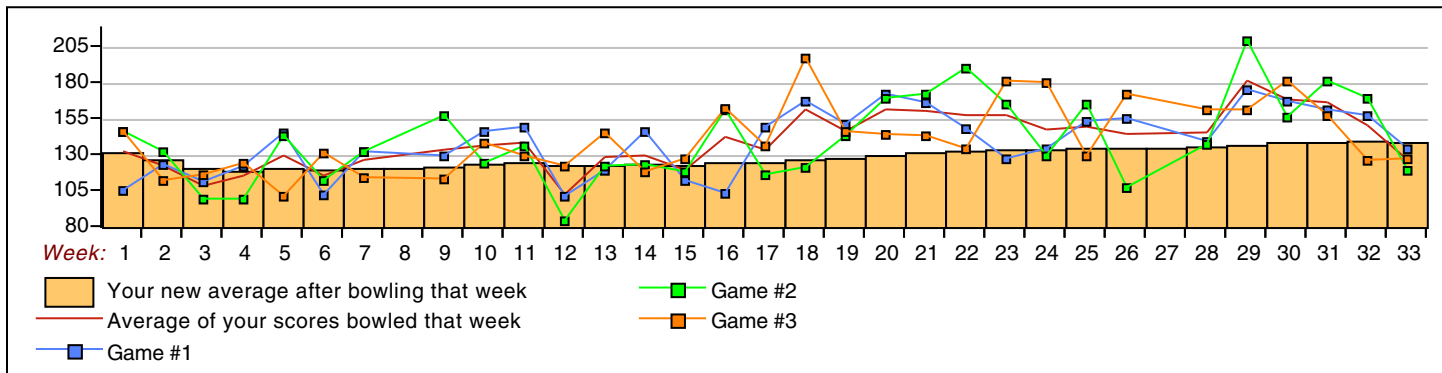
17	12/11/16	125	149	116	136	401	6032	48	125.67	-	125.13	=	0.53	162	426	19.0	29.0	39.58%
18	12/18/16	125	167	121	197	485	6517	51	127.78	-	125.67	=	2.12	197	485	22.0	29.0	43.14%
19	01/08/17	127	151	143	146	440	6957	54	128.83	-	127.78	=	1.05	197	485	23.0	31.0	42.59%
20	01/15/17	128	172	169	144	485	7442	57	130.56	-	128.83	=	1.73	197	485	26.0	31.0	45.61%
21	01/22/17	130	166	172	143	481	7923	60	132.05	-	130.56	=	1.49	197	485	29.0	31.0	48.33%
22	01/29/17	132	148	190	134	472	8395	63	133.25	-	132.05	=	1.20	197	485	32.0	31.0	50.79%
23	01/29/17	133	127	165	181	473	8868	66	134.36	-	133.25	=	1.11	197	485	35.0	31.0	53.03%
24	02/05/17	134	134	129	180	443	9311	69	134.94	-	134.36	=	0.58	197	485	37.0	32.0	53.62%
25	02/12/17	134	153	165	129	447	9758	72	135.53	-	134.94	=	0.59	197	485	39.0	33.0	54.17%
26	02/19/17	135	155	107	172	434	10192	75	135.89	-	135.53	=	0.37	197	485	40.0	35.0	53.33%
27	02/26/17	135				0	10192	75	135.89	-	135.89	=	0.00	197	485	40.0	35.0	53.33%
28	02/26/17	135	139	137	161	437	10629	78	136.27	-	135.89	=	0.38	197	485	42.5	35.5	54.49%
29	03/05/17	136	175	209	161	545	11174	81	137.95	-	136.27	=	1.68	209	545	45.5	35.5	56.17%
30	03/12/17	137	167	156	181	504	11678	84	139.02	-	137.95	=	1.07	209	545	47.5	36.5	56.55%
31	03/12/17	139	161	181	157	499	12177	87	139.97	-	139.02	=	0.94	209	545	49.5	37.5	56.90%
32	03/19/17	139	157	169	126	452	12629	90	140.32	-	139.97	=	0.36	209	545	50.5	39.5	56.11%
33	03/26/17	140	134	119	127	380	13009	93	139.88	-	140.32	=	-0.44	209	545	50.5	42.5	54.30%

<100	100's	125's	150's	175's	200's	225's	250's	275's	300's
3	26	34	22	7	1				
<400	400's	450's	500's	550's	600's	650's	700's	750's	800's
13	9	7	2						

Ave of Game 1	Ave of Game 2	Ave of Game 3
138.71	139.87	141.06

High Scores by Game

Game #1: 175 on week 29 Game #2: 209 on week 29 Game #3: 197 on week 18



Sunday Morning Threesome

Sunday 9:00 am

Classic Lanes

Lanes 1 - 16

Note: This report includes information through March 26 which is Week 33 of 33

Christian Moen's Bowling Record - Team 15: The Latecomers

Week No.	Bowling Date	Old Ave	---Average Change---			Total	Pins	Gms	New - Old ---> +/-			High Game	High Sers	Points Won	Points Lost	%Won		
			-1-	-2-	-3-													
1	09/11/16	bk181	195	138	190	523	523	3	174.33	-	0.00	=	174.33	195	523	2.0	1.0	66.67%
2	09/18/16	bk181	202	145	148	495	1018	6	169.67	-	174.33	=	-4.67	202	523	3.0	3.0	50.00%
3	09/25/16	bk181	196	192	223	611	1629	9	181.00	-	169.67	=	11.33	223	611	5.0	4.0	55.56%
4	10/02/16	181	145	147	187	479	2108	12	175.67	-	181.00	=	-5.33	223	611	5.0	7.0	41.67%
5	10/09/16	175	187	182	135	504	2612	15	174.13	-	175.67	=	-1.53	223	611	5.5	9.5	36.67%
6	10/09/16	174	231	226	200	657	3269	18	181.61	-	174.13	=	7.48	231	657	8.5	9.5	47.22%
7	10/16/16	181	165	180	193	538	3807	21	181.29	-	181.61	=	-0.33	231	657	8.5	12.5	40.48%
8	10/23/16	181	a161	a161	a161	483	3807	21	181.29	-	181.29	=	0.00	231	657	9.5	14.5	39.58%
9	10/30/16	181	158	162	173	493	4300	24	179.17	-	181.29	=	-2.12	231	657	9.5	17.5	35.19%
10	11/06/16	179	182	147	152	481	4781	27	177.07	-	179.17	=	-2.09	231	657	10.5	19.5	35.00%
11	11/06/16	177	192	203	171	566	5347	30	178.23	-	177.07	=	1.16	231	657	13.5	19.5	40.91%
12	11/13/16	178	150	134	182	466	5813	33	176.15	-	178.23	=	-2.08	231	657	15.5	20.5	43.06%
13	11/20/16	176	227	212	186	625	6438	36	178.83	-	176.15	=	2.68	231	657	17.5	21.5	44.87%
14	11/27/16	178	187	126	183	496	6934	39	177.79	-	178.83	=	-1.04	231	657	18.5	23.5	44.05%
15	11/27/16	177	201	173	201	575	7509	42	178.79	-	177.79	=	0.99	231	657	21.5	23.5	47.78%
16	12/04/16	178	179	195	192	566	8075	45	179.44	-	178.79	=	0.66	231	657	23.0	25.0	47.92%

End of 1st part

17	12/11/16	179	177	208	178	563	8638	48	179.96	-	179.44	=	0.51	231	657	26.0	25.0	50.98%
18	12/18/16	179	158	157	223	538	9176	51	179.92	-	179.96	=	-0.04	231	657	27.0	27.0	50.00%
19	01/08/17	179	188	202	200	590	9766	54	180.85	-	179.92	=	0.93	231	657	30.0	27.0	52.63%
20	01/15/17	180	183	158	193	534	10300	57	180.70	-	180.85	=	-0.15	231	657	32.0	28.0	53.33%
21	01/22/17	180	175	245	204	624	10924	60	182.07	-	180.70	=	1.36	245	657	34.0	29.0	53.97%
22	01/29/17	182	143	214	200	557	11481	63	182.24	-	182.07	=	0.17	245	657	36.0	30.0	54.55%
23	01/29/17	182	225	193	218	636	12117	66	183.59	-	182.24	=	1.35	245	657	38.0	31.0	55.07%
24	02/05/17	183				0	12117	66	183.59	-	183.59	=	0.00	245	657	38.0	31.0	55.07%
25	02/12/17	183	255	182	188	625	12742	69	184.67	-	183.59	=	1.08	255	657	40.0	32.0	55.56%
26	02/19/17	184	204	224	181	609	13351	72	185.43	-	184.67	=	0.76	255	657	42.0	33.0	56.00%
27	02/26/17	185	214	158	170	542	13893	75	185.24	-	185.43	=	-0.19	255	657	43.0	35.0	55.13%
28	02/26/17	185	210	152	177	539	14432	78	185.03	-	185.24	=	-0.21	255	657	45.0	36.0	55.56%
29	03/05/17	185	189	242	209	640	15072	81	186.07	-	185.03	=	1.05	255	657	48.0	36.0	57.14%
30	03/12/17	186	200	243	163	606	15678	84	186.64	-	186.07	=	0.57	255	657	51.0	36.0	58.62%
31	03/12/17	186	212	192	206	610	16288	87	187.22	-	186.64	=	0.58	255	657	53.0	37.0	58.89%
32	03/19/17	187	171	202	161	534	16822	90	186.91	-	187.22	=	-0.31	255	657	54.0	39.0	58.06%
33	03/26/17	186	135	162	176	473	17295	93	185.97	-	186.91	=	-0.94	255	657	54.0	42.0	56.25%

<100 100's 125's 150's 175's 200's 225's 250's 275's 300's

11 18 32 24 7 1

<400 400's 450's 500's 550's 600's 650's 700's 750's 800's

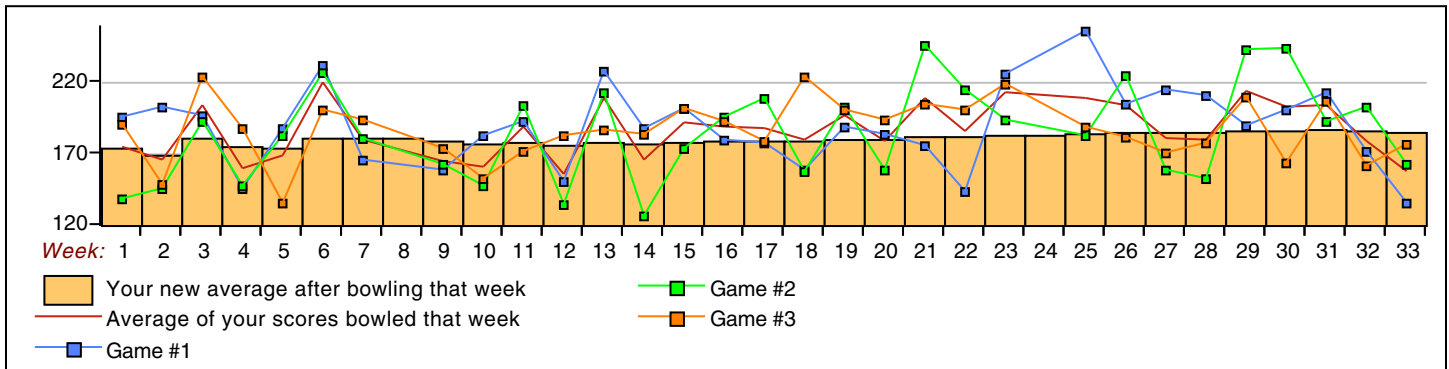
7 8 6 9 1

Ave of Game 1 Ave of Game 2 Ave of Game 3

188.26 183.74 185.90

High Scores by Game

Game #1: 255 on week 25 Game #2: 245 on week 21 Game #3: 223 on week 3



Sunday Morning Threesome

Sunday 9:00 am

Classic Lanes

Lanes 1 - 16

Note: This report includes information through March 26 which is Week 33 of 33

Carl Lassa's Bowling Record - Team 15: The Latecomers

Week No.	Bowling Date	Old Ave	---Average Change---			Total	Pins	Gms	New - Old --> +/-			High Game	High Sers	Points Won	Points Lost	%Won		
			-1-	-2-	-3-													
1	09/11/16	bk172	155	128	142	425	425	3	141.67	-	0.00	=	141.67	155	425	0.5	2.5	16.67%
2	09/18/16	bk172	152	161	194	507	932	6	155.33	-	141.67	=	13.67	194	507	1.5	4.5	25.00%
3	09/25/16	bk172	174	200	165	539	1471	9	163.44	-	155.33	=	8.11	200	539	3.5	5.5	38.89%
4	10/02/16	163	136	120	115	371	1842	12	153.50	-	163.44	=	-9.94	200	539	3.5	8.5	29.17%
5	10/09/16	153	a133	a133	a133	399	1842	12	153.50	-	153.50	=	0.00	200	539	4.5	10.5	30.00%
6	10/09/16	153	a133	a133	a133	399	1842	12	153.50	-	153.50	=	0.00	200	539	4.5	10.5	30.00%
7	10/16/16	153	134	160	138	432	2274	15	151.60	-	153.50	=	-1.90	200	539	5.5	12.5	30.56%
8	10/23/16	151	157	154	177	488	2762	18	153.44	-	151.60	=	1.84	200	539	8.5	12.5	40.48%
9	10/30/16	153	159	238	117	514	3276	21	156.00	-	153.44	=	2.56	238	539	10.5	13.5	43.75%
10	11/06/16	156	137	157	181	475	3751	24	156.29	-	156.00	=	0.29	238	539	11.5	15.5	42.59%
11	11/06/16	156	199	184	190	573	4324	27	160.15	-	156.29	=	3.86	238	573	14.5	15.5	48.33%
12	11/13/16	160	177	170	119	466	4790	30	159.67	-	160.15	=	-0.48	238	573	16.5	16.5	50.00%
13	11/20/16	159	219	225	192	636	5426	33	164.42	-	159.67	=	4.76	238	636	19.5	16.5	54.17%
14	11/27/16	164	158	123	186	467	5893	36	163.69	-	164.42	=	-0.73	238	636	20.5	18.5	52.56%
15	11/27/16	163	191	180	168	539	6432	39	164.92	-	163.69	=	1.23	238	636	22.5	19.5	53.57%
16	12/04/16	164	145	168	181	494	6926	42	164.90	-	164.92	=	-0.02	238	636	24.5	20.5	54.44%

End of 1st part

17	12/11/16	164	134	191	150	475	7401	45	164.47	-	164.90	=	-0.44	238	636	25.5	22.5	53.13%
18	12/18/16	164	173	179	210	562	7963	48	165.90	-	164.47	=	1.43	238	636	27.5	23.5	53.92%
19	01/08/17	165	232	252	161	645	8608	51	168.78	-	165.90	=	2.89	252	645	30.5	23.5	56.48%
20	01/15/17	168	221	178	202	601	9209	54	170.54	-	168.78	=	1.75	252	645	31.5	25.5	55.26%
21	01/22/17	170	153	222	186	561	9770	57	171.40	-	170.54	=	0.87	252	645	34.5	25.5	57.50%
22	01/29/17	171	105	125	141	371	10141	60	169.02	-	171.40	=	-2.39	252	645	34.5	28.5	54.76%
23	01/29/17	169	202	212	159	573	10714	63	170.06	-	169.02	=	1.05	252	645	36.5	29.5	55.30%
24	02/05/17	170	146	136	201	483	11197	66	169.65	-	170.06	=	-0.41	252	645	37.5	31.5	54.35%
25	02/12/17	169	179	223	164	566	11763	69	170.48	-	169.65	=	0.83	252	645	39.5	32.5	54.86%
26	02/19/17	170	158	158	141	457	12220	72	169.72	-	170.48	=	-0.76	252	645	40.5	34.5	54.00%
27	02/26/17	169	157	210	139	506	12726	75	169.68	-	169.72	=	-0.04	252	645	41.0	37.0	52.56%
28	02/26/17	169	197	155	212	564	13290	78	170.38	-	169.68	=	0.70	252	645	43.0	38.0	53.09%
29	03/05/17	170	152	160	135	447	13737	81	169.59	-	170.38	=	-0.79	252	645	43.0	41.0	51.19%
30	03/12/17	169	172	159	177	508	14245	84	169.58	-	169.59	=	-0.01	252	645	44.0	43.0	50.57%
31	03/12/17	169	174	181	188	543	14788	87	169.98	-	169.58	=	0.39	252	645	46.0	44.0	51.11%
32	03/19/17	169				0	14788	87	169.98	-	169.98	=	0.00	252	645	46.0	44.0	51.11%
33	03/26/17	169	184	178	141	503	15291	90	169.90	-	169.98	=	-0.08	252	645	48.0	45.0	51.61%

<100 100's 125's 150's 175's 200's 225's 250's 275's 300's

6 16 29 23 12 3 1

<400 400's 450's 500's 550's 600's 650's 700's 750's 800's

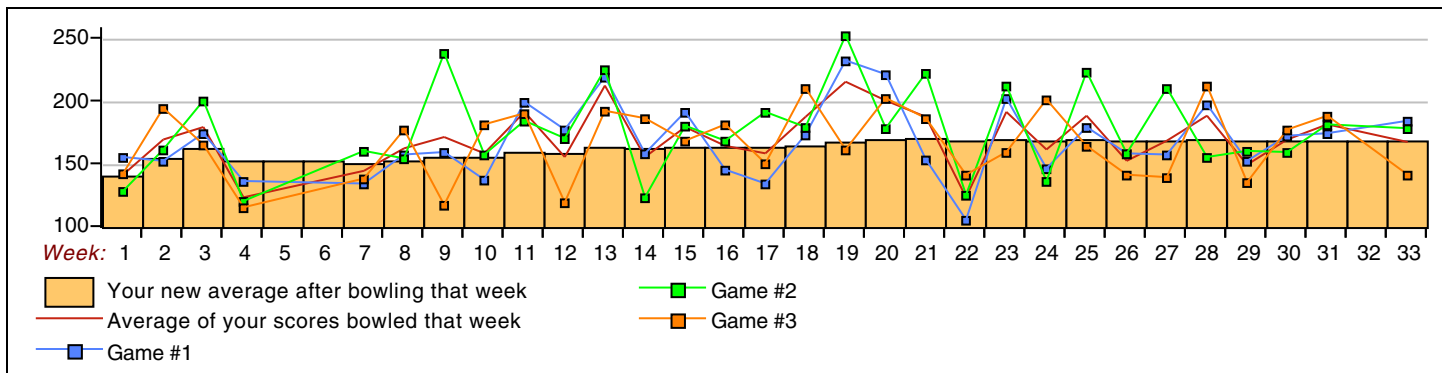
2 3 8 8 6 3

Ave of Game 1 Ave of Game 2 Ave of Game 3

167.73 176.23 165.73

High Scores by Game

Game #1: 232 on week 19 Game #2: 252 on week 19 Game #3: 212 on week 28



Sunday Morning Threesome

Sunday 9:00 am

Classic Lanes

Lanes 1 - 16

Note: This report includes information through March 26 which is Week 33 of 33

Kelson Cunningham's Bowling Record - Team 15: The Latecomers

Week No.	Bowling Date	Old Ave	---Average Change---			Total	Pins	Gms	---Average Change---			High Game	High Sers	Points Won	Points Lost	%Won
			-1-	-2-	-3-				New - Old	---+/-						
1	09/11/16	180				0	0	0	- 0.00	= 0.00	0	0	0	0	0.00%	
2	09/18/16	180				0	0	0	- 0.00	= 0.00	0	0	0	0	0.00%	
3	09/25/16	180				0	0	0	- 0.00	= 0.00	0	0	0	0	0.00%	
4	10/02/16	180				0	0	0	- 0.00	= 0.00	0	0	0	0	0.00%	
5	10/09/16	180				0	0	0	- 0.00	= 0.00	0	0	0	0	0.00%	
6	10/09/16	180				0	0	0	- 0.00	= 0.00	0	0	0	0	0.00%	
7	10/16/16	180				0	0	0	- 0.00	= 0.00	0	0	0	0	0.00%	
8	10/23/16	bk189	198	215	198	611	611	3	203.67	- 0.00	= 203.67	215	611	3.0	100.00%	
9	10/30/16	203				0	611	3	203.67	- 203.67	= 0.00	215	611	3.0	100.00%	
10	11/06/16	bk189				0	611	3	203.67	- 203.67	= 0.00	215	611	3.0	100.00%	
11	11/06/16	bk189				0	611	3	203.67	- 203.67	= 0.00	215	611	3.0	100.00%	
12	11/13/16	bk189				0	611	3	203.67	- 203.67	= 0.00	215	611	3.0	100.00%	
13	11/20/16	bk189				0	611	3	203.67	- 203.67	= 0.00	215	611	3.0	100.00%	
14	11/27/16	bk189				0	611	3	203.67	- 203.67	= 0.00	215	611	3.0	100.00%	
15	11/27/16	bk189				0	611	3	203.67	- 203.67	= 0.00	215	611	3.0	100.00%	
16	12/04/16	bk189				0	611	3	203.67	- 203.67	= 0.00	215	611	3.0	100.00%	

End of 1st part

17	12/11/16	bk189				0	611	3	203.67	- 203.67	= 0.00	215	611	3.0	100.00%	
18	12/18/16	bk189				0	611	3	203.67	- 203.67	= 0.00	215	611	3.0	100.00%	
19	01/08/17	bk189				0	611	3	203.67	- 203.67	= 0.00	215	611	3.0	100.00%	
20	01/15/17	bk189				0	611	3	203.67	- 203.67	= 0.00	215	611	3.0	100.00%	
21	01/22/17	bk189				0	611	3	203.67	- 203.67	= 0.00	215	611	3.0	100.00%	
22	01/29/17	bk189				0	611	3	203.67	- 203.67	= 0.00	215	611	3.0	100.00%	
23	01/29/17	bk189				0	611	3	203.67	- 203.67	= 0.00	215	611	3.0	100.00%	
24	02/05/17	bk189	190	173	175	538	1149	6	191.50	- 203.67	= -12.17	215	611	4.0	2.0	66.67%
25	02/12/17	bk189				0	1149	6	191.50	- 191.50	= 0.00	215	611	4.0	2.0	66.67%
26	02/19/17	bk189				0	1149	6	191.50	- 191.50	= 0.00	215	611	4.0	2.0	66.67%
27	02/26/17	bk189	239	225	257	721	1870	9	207.78	- 191.50	= 16.28	257	721	7.0	2.0	77.78%
28	02/26/17	207				0	1870	9	207.78	- 207.78	= 0.00	257	721	7.0	2.0	77.78%
29	03/05/17	207				0	1870	9	207.78	- 207.78	= 0.00	257	721	7.0	2.0	77.78%
30	03/12/17	207				0	1870	9	207.78	- 207.78	= 0.00	257	721	7.0	2.0	77.78%
31	03/12/17	207				0	1870	9	207.78	- 207.78	= 0.00	257	721	7.0	2.0	77.78%
32	03/19/17	207	164	190	222	576	2446	12	203.83	- 207.78	= -3.94	257	721	8.0	4.0	66.67%
33	03/26/17	203				0	2446	12	203.83	- 203.83	= 0.00	257	721	8.0	4.0	66.67%

<u><100</u>	<u>100's</u>	<u>125's</u>	<u>150's</u>	<u>175's</u>	<u>200's</u>	<u>225's</u>	<u>250's</u>	<u>275's</u>	<u>300's</u>
			2	5	2	2	1		
<u><400</u>	<u>400's</u>	<u>450's</u>	<u>500's</u>	<u>550's</u>	<u>600's</u>	<u>650's</u>	<u>700's</u>	<u>750's</u>	<u>800's</u>
			1	1	1		1		
<u>Ave of Game 1</u>			<u>Ave of Game 2</u>			<u>Ave of Game 3</u>			
197.75			200.75			213.00			

High Scores by Game

Game #1: 239 on week 27 Game #2: 225 on week 27 Game #3: 257 on week 27

