

Sunday 9:00 am

Classic Lanes

Lanes 1 - 16

Note: This report includes information through March 26 which is Week 33 of 33

Team 2: She's MAD

Name	Pins	Gms	True Average	Book Ave	High Game	High Sers	Points Won	Points Lost	%Won
Stewart, Chris	16272	96	169.50	173	246	593	44.0	52.0	45.83%
Kaplan, Donny	8096	42	192.76	185	269	717	24.5	17.5	58.33%
Cieslak, Aaron	21100	99	213.13	210	300	767	55.0	45.0	55.00%
Lichina, Robert	7561	39	193.87	190	245	654	19.5	19.5	50.00%

Team History

Week No.	Bowling Date	Opp. Team	-1-	-2-	-3-	Total	Last Wk WON	Last Wk Lost	Points Won	Points Lost	Year-To-Date WON	Y-T-D LOST	High Game	High Sers
1	09/11/16	1	565	600	631	1796	11	5	11	5	11	5	631	1796
2	09/18/16	9	462	484	523	1469	0	16	11	21	11	21	631	1796
3	09/25/16	5	466	582	627	1675	6	10	17	31	17	31	631	1796
4	10/02/16	15	573	640	600	1813	16	0	33	31	33	31	640	1813
5	10/09/16	12	526	566	485	1577	8	8	41	39	41	39	640	1813
6	10/09/16	7	651	533	520	1704	5	11	46	50	46	50	651	1813
7	10/16/16	3	573	571	551	1695	5	11	51	61	51	61	651	1813
8	10/23/16	14	401	432	432	1265	6½	9½	57½	70½	57½	70½	651	1813
9	10/30/16	16	451	592	604	1647	9	7	66½	77½	66½	77½	651	1813
10	11/06/16	4	613	599	523	1735	10	6	76½	83½	76½	83½	651	1813
11	11/06/16	13	549	515	616	1680	11	5	87½	88½	87½	88½	651	1813
12	11/13/16	6	556	634	646	1836	11	5	98½	93½	98½	93½	651	1836
13	11/20/16	8	644	590	649	1883	8½	7½	107	101	107	101	651	1883
14	11/27/16	11	618	584	662	1864	9	7	116	108	116	108	662	1883
15	11/27/16	10	559	642	602	1803	15	1	131	109	131	109	662	1883
16	12/04/16	12	544	564	599	1707	6	10	137	119	137	119	662	1883

End of 1st part

17	12/11/16	1	429	541	568	1538	1	15	1	15	138	134	662	1883
18	12/18/16	9	605	608	649	1862	11	5	12	20	149	139	662	1883
19	01/08/17	5	529	568	501	1598	6	10	18	30	155	149	662	1883
20	01/15/17	15	589	596	623	1808	5	11	23	41	160	160	662	1883
21	01/22/17	12	564	607	542	1713	11	5	34	46	171	165	662	1883
22	01/29/17	7	562	534	587	1683	8	8	42	54	179	173	662	1883
23	01/29/17	3	585	600	507	1692	7	9	49	63	186	182	662	1883
24	02/05/17	14	475	589	654	1718	6	10	55	73	192	192	662	1883
25	02/12/17	16	488	654	517	1659	9	7	64	80	201	199	662	1883
26	02/19/17	4	599	638	699	1936	14	2	78	82	215	201	699	1936
27	02/26/17	13	596	661	682	1939	12	4	90	86	227	205	699	1939
28	02/26/17	6	627	543	561	1731	6	10	96	96	233	215	699	1939
29	03/05/17	8	470	571	556	1597	5	11	101	107	238	226	699	1939
30	03/12/17	11	579	507	602	1688	9	7	110	114	247	233	699	1939
31	03/12/17	10	559	533	527	1619	4	12	114	126	251	245	699	1939
32	03/19/17	14	512	569	645	1726	11	5	125	131	262	250	699	1939
33	03/26/17	11	534	575	663	1772	10	6	135	137	272	256	699	1939

Sunday Morning Threesome

Sunday 9:00 am

Classic Lanes

Lanes 1 - 16

Note: This report includes information through March 26 which is Week 33 of 33

Chris Stewart's Bowling Record - Team 2: She's MAD

Week No.	Bowling Date	Old Ave	---Average Change---			Total	Pins	Gms	New - Old --> +/-			High Game	High Sers	Points Won	Points Lost	%Won	
			-1-	-2-	-3-												
1	09/11/16	bk173	159	196	210	565	565	3	188.33	-	0.00	= 188.33	210	565	2.0	1.0	66.67%
2	09/18/16	bk173	160	177	164	501	1066	6	177.67	-	188.33	= -10.67	210	565	2.0	4.0	33.33%
3	09/25/16	bk173	117	145	221	483	1549	9	172.11	-	177.67	= -5.56	221	565	3.0	6.0	33.33%
4	10/02/16	172				0	1549	9	172.11	-	172.11	= 0.00	221	565	3.0	6.0	33.33%
5	10/09/16	172	155	170	154	479	2028	12	169.00	-	172.11	= -3.11	221	565	4.0	8.0	33.33%
6	10/09/16	169	202	165	153	520	2548	15	169.87	-	169.00	= 0.87	221	565	4.0	11.0	26.67%
7	10/16/16	169	175	178	165	518	3066	18	170.33	-	169.87	= 0.47	221	565	5.0	13.0	27.78%
8	10/23/16	170	151	132	157	440	3506	21	166.95	-	170.33	= -3.38	221	565	7.0	14.0	33.33%
9	10/30/16	166	139	169	170	478	3984	24	166.00	-	166.95	= -0.95	221	565	9.0	15.0	37.50%
10	11/06/16	166	164	191	125	480	4464	27	165.33	-	166.00	= -0.67	221	565	10.0	17.0	37.04%
11	11/06/16	165	201	185	158	544	5008	30	166.93	-	165.33	= 1.60	221	565	13.0	17.0	43.33%
12	11/13/16	166	133	174	161	468	5476	33	165.94	-	166.93	= -0.99	221	565	14.0	19.0	42.42%
13	11/20/16	165	170	169	160	499	5975	36	165.97	-	165.94	= 0.03	221	565	15.0	21.0	41.67%
14	11/27/16	165	179	168	174	521	6496	39	166.56	-	165.97	= 0.59	221	565	15.0	24.0	38.46%
15	11/27/16	166	142	204	218	564	7060	42	168.10	-	166.56	= 1.53	221	565	18.0	24.0	42.86%
16	12/04/16	168	184	169	210	563	7623	45	169.40	-	168.10	= 1.30	221	565	21.0	24.0	46.67%

End of 1st part

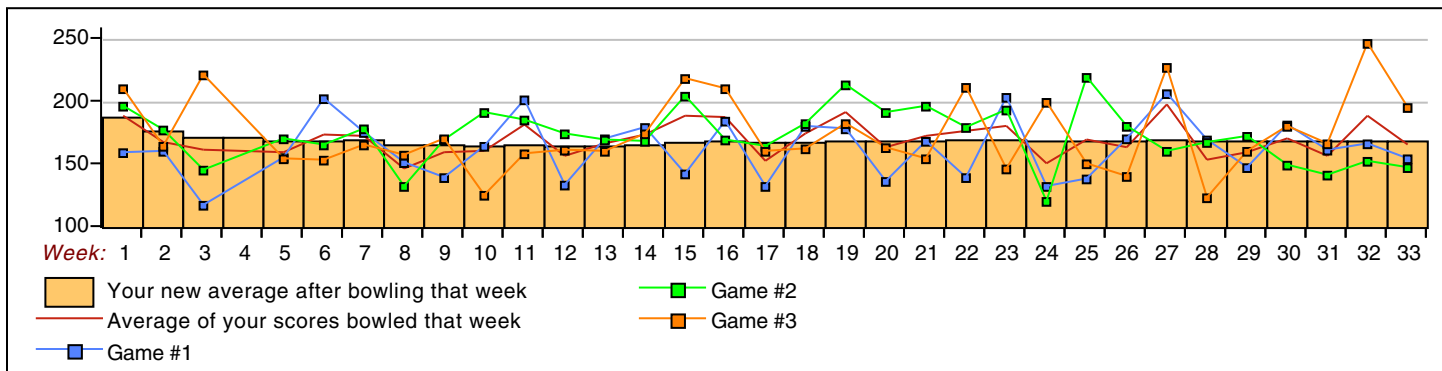
17	12/11/16	169	132	164	160	456	8079	48	168.31	-	169.40	= -1.09	221	565	21.0	27.0	43.75%
18	12/18/16	168	180	182	162	524	8603	51	168.69	-	168.31	= 0.37	221	565	22.0	29.0	43.14%
19	01/08/17	168	178	213	182	573	9176	54	169.93	-	168.69	= 1.24	221	573	24.0	30.0	44.44%
20	01/15/17	169	136	191	163	490	9666	57	169.58	-	169.93	= -0.35	221	573	24.0	33.0	42.11%
21	01/22/17	169	168	196	154	518	10184	60	169.73	-	169.58	= 0.15	221	573	26.0	34.0	43.33%
22	01/29/17	169	139	179	211	529	10713	63	170.05	-	169.73	= 0.31	221	573	29.0	34.0	46.03%
23	01/29/17	170	203	193	146	542	11255	66	170.53	-	170.05	= 0.48	221	573	30.0	36.0	45.45%
24	02/05/17	170	132	120	199	451	11706	69	169.65	-	170.53	= -0.88	221	573	31.0	38.0	44.93%
25	02/12/17	169	138	219	150	507	12213	72	169.63	-	169.65	= -0.03	221	573	33.0	39.0	45.83%
26	02/19/17	169	170	180	140	490	12703	75	169.37	-	169.63	= -0.25	221	573	35.0	40.0	46.67%
27	02/26/17	169	206	160	227	593	13296	78	170.46	-	169.37	= 1.09	227	593	37.0	41.0	47.44%
28	02/26/17	170	169	167	123	459	13755	81	169.81	-	170.46	= -0.65	227	593	37.0	44.0	45.68%
29	03/05/17	169	147	172	160	479	14234	84	169.45	-	169.81	= -0.36	227	593	38.0	46.0	45.24%
30	03/12/17	169	181	149	180	510	14744	87	169.47	-	169.45	= 0.02	227	593	39.0	48.0	44.83%
31	03/12/17	169	161	141	166	468	15212	90	169.02	-	169.47	= -0.45	227	593	40.0	50.0	44.44%
32	03/19/17	169	166	152	246	564	15776	93	169.63	-	169.02	= 0.61	246	593	42.0	51.0	45.16%
33	03/26/17	169	154	147	195	496	16272	96	169.50	-	169.63	= -0.13	246	593	44.0	52.0	45.83%

<100	100's	125's	150's	175's	200's	225's	250's	275's	300's
	3	17	41	21	12	2			
<400	400's	450's	500's	550's	600's	650's	700's	750's	800's
	1	14	11	6					

Ave of Game 1	Ave of Game 2	Ave of Game 3
162.22	172.41	173.88

High Scores by Game

Game #1: 206 on week 27 Game #2: 219 on week 25 Game #3: 246 on week 32



Sunday Morning Threesome

Sunday 9:00 am

Classic Lanes

Lanes 1 - 16

Note: This report includes information through March 26 which is Week 33 of 33

Donny Kaplan's Bowling Record - Team 2: She's MAD

Week No.	Bowling Date	Old Ave	---Average Change---			Total	Pins	Gms	New - Old ---> +/-		High Game	High Sers	Points Won	Points Lost	%Won			
			-1-	-2-	-3-					=								
1	09/11/16	bk185				0	0	0	-	0.00	=	0.00	0	0	0.00%			
2	09/18/16	bk185				0	0	0	-	0.00	=	0.00	0	0	0.00%			
3	09/25/16	bk185				0	0	0	-	0.00	=	0.00	0	0	0.00%			
4	10/02/16	bk185	192	193	194	579	579	3	193.00	-	0.00	=	193.00	194	579	3.0		100.00%
5	10/09/16	bk185	184	184	141	509	1088	6	181.33	-	193.00	=	-11.67	194	579	4.0	2.0	66.67%
6	10/09/16	bk185	226	177	179	582	1670	9	185.56	-	181.33	=	4.22	226	582	5.5	3.5	61.11%
7	10/16/16	185	143	138	189	470	2140	12	178.33	-	185.56	=	-7.22	226	582	5.5	6.5	45.83%
8	10/23/16	178				0	2140	12	178.33	-	178.33	=	0.00	226	582	5.5	6.5	45.83%
9	10/30/16	178	141	207	179	527	2667	15	177.80	-	178.33	=	-0.53	226	582	6.5	8.5	43.33%
10	11/06/16	177				0	2667	15	177.80	-	177.80	=	0.00	226	582	6.5	8.5	43.33%
11	11/06/16	177				0	2667	15	177.80	-	177.80	=	0.00	226	582	6.5	8.5	43.33%
12	11/13/16	177	200	237	259	696	3363	18	186.83	-	177.80	=	9.03	259	696	9.5	8.5	52.78%
13	11/20/16	186				0	3363	18	186.83	-	186.83	=	0.00	259	696	9.5	8.5	52.78%
14	11/27/16	186	205	234	242	681	4044	21	192.57	-	186.83	=	5.74	259	696	11.5	9.5	54.76%
15	11/27/16	192	181	192	166	539	4583	24	190.96	-	192.57	=	-1.61	259	696	13.5	10.5	56.25%
16	12/04/16	190				0	4583	24	190.96	-	190.96	=	0.00	259	696	13.5	10.5	56.25%

End of 1st part

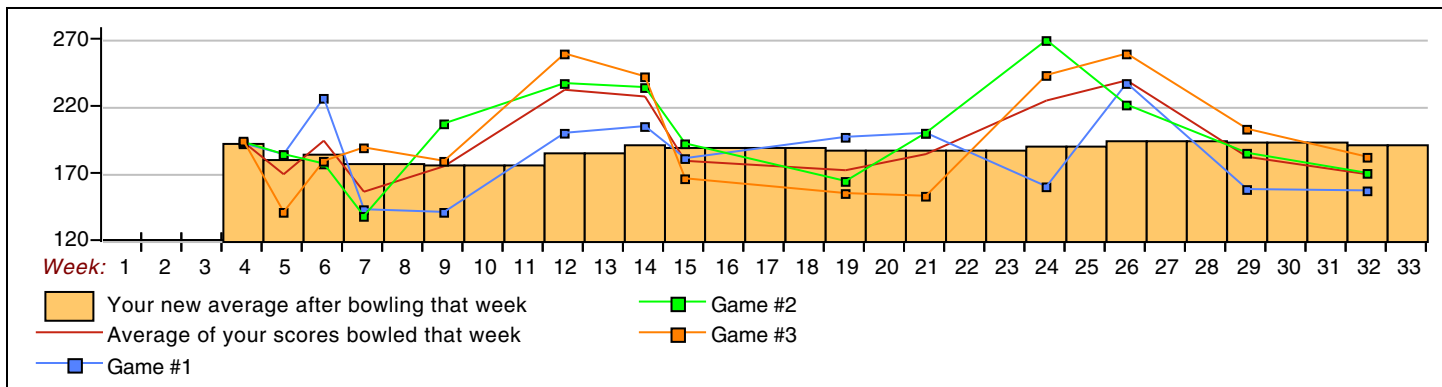
17	12/11/16	190				0	4583	24	190.96	-	190.96	=	0.00	259	696	13.5	10.5	56.25%
18	12/18/16	190				0	4583	24	190.96	-	190.96	=	0.00	259	696	13.5	10.5	56.25%
19	01/08/17	190	197	164	155	516	5099	27	188.85	-	190.96	=	-2.11	259	696	14.5	12.5	53.70%
20	01/15/17	188				0	5099	27	188.85	-	188.85	=	0.00	259	696	14.5	12.5	53.70%
21	01/22/17	188	200	200	153	553	5652	30	188.40	-	188.85	=	-0.45	259	696	16.5	13.5	55.00%
22	01/29/17	188				0	5652	30	188.40	-	188.40	=	0.00	259	696	16.5	13.5	55.00%
23	01/29/17	188				0	5652	30	188.40	-	188.40	=	0.00	259	696	16.5	13.5	55.00%
24	02/05/17	188	160	269	243	672	6324	33	191.64	-	188.40	=	3.24	269	696	18.5	14.5	56.06%
25	02/12/17	191				0	6324	33	191.64	-	191.64	=	0.00	269	696	18.5	14.5	56.06%
26	02/19/17	191	237	221	259	717	7041	36	195.58	-	191.64	=	3.95	269	717	21.5	14.5	59.72%
27	02/26/17	195				0	7041	36	195.58	-	195.58	=	0.00	269	717	21.5	14.5	59.72%
28	02/26/17	195				0	7041	36	195.58	-	195.58	=	0.00	269	717	21.5	14.5	59.72%
29	03/05/17	195	158	185	203	546	7587	39	194.54	-	195.58	=	-1.04	269	717	22.5	16.5	57.69%
30	03/12/17	194				0	7587	39	194.54	-	194.54	=	0.00	269	717	22.5	16.5	57.69%
31	03/12/17	194				0	7587	39	194.54	-	194.54	=	0.00	269	717	22.5	16.5	57.69%
32	03/19/17	194	157	170	182	509	8096	42	192.76	-	194.54	=	-1.78	269	717	24.5	17.5	58.33%
33	03/26/17	192				0	8096	42	192.76	-	192.76	=	0.00	269	717	24.5	17.5	58.33%

<100	100's	125's	150's	175's	200's	225's	250's	275's	300's
		4	8	14	7	6	3		
<400	400's	450's	500's	550's	600's	650's	700's	750's	800's
		1	6	3		3	1		

Ave of Game 1	Ave of Game 2	Ave of Game 3
184.36	197.93	196.00

High Scores by Game

Game #1: 237 on week 26 Game #2: 269 on week 24 Game #3: 259 on week 12



Sunday Morning Threesome

Sunday 9:00 am

Classic Lanes

Lanes 1 - 16

Note: This report includes information through March 26 which is Week 33 of 33

Aaron Cieslak's Bowling Record - Team 2: She's MAD

Week No.	Bowling Date	Old Ave	---Average Change---			Total	Pins	Gms	New - Old ---> +/-			High Game	High Sers	Points Won	Points Lost	%Won		
			-1-	-2-	-3-					=								
1	09/11/16	bk210	245	236	220	701	701	3	233.67	-	0.00	=	233.67	245	701	2.0	1.0	66.67%
2	09/18/16	bk210	132	137	189	458	1159	6	193.17	-	233.67	=	-40.50	245	701	2.0	4.0	33.33%
3	09/25/16	bk210	152	224	201	577	1736	9	192.89	-	193.17	=	-0.28	245	701	2.0	7.0	22.22%
4	10/02/16	192	184	232	201	617	2353	12	196.08	-	192.89	=	3.19	245	701	5.0	7.0	41.67%
5	10/09/16	196	187	212	190	589	2942	15	196.13	-	196.08	=	0.05	245	701	7.0	8.0	46.67%
6	10/09/16	196	223	191	188	602	3544	18	196.89	-	196.13	=	0.76	245	701	10.0	8.0	55.56%
7	10/16/16	196	255	255	197	707	4251	21	202.43	-	196.89	=	5.54	255	707	12.0	9.0	57.14%
8	10/23/16	202	155	199	166	520	4771	24	198.79	-	202.43	=	-3.64	255	707	13.0	11.0	54.17%
9	10/30/16	198	171	216	255	642	5413	27	200.48	-	198.79	=	1.69	255	707	14.0	13.0	51.85%
10	11/06/16	200	216	225	211	652	6065	30	202.17	-	200.48	=	1.69	255	707	16.0	14.0	53.33%
11	11/06/16	202	187	180	266	633	6698	33	202.97	-	202.17	=	0.80	266	707	18.0	15.0	54.55%
12	11/13/16	202	223	223	226	672	7370	36	204.72	-	202.97	=	1.75	266	707	20.0	16.0	55.56%
13	11/20/16	204	234	233	300	767	8137	39	208.64	-	204.72	=	3.92	300	767	22.0	17.0	56.41%
14	11/27/16	208	234	182	246	662	8799	42	209.50	-	208.64	=	0.86	300	767	24.0	18.0	57.14%
15	11/27/16	209	236	246	218	700	9499	45	211.09	-	209.50	=	1.59	300	767	27.0	18.0	60.00%
16	12/04/16	211	191	192	184	567	10066	48	209.71	-	211.09	=	-1.38	300	767	27.0	21.0	56.25%

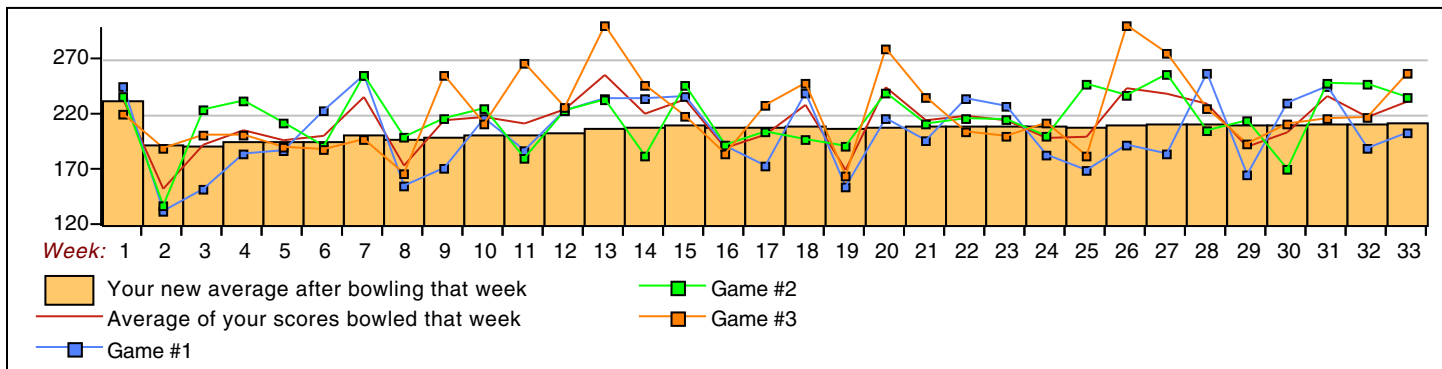
End of 1st part

17	12/11/16	209	173	204	228	605	10671	51	209.24	-	209.71	=	-0.47	300	767	28.0	23.0	54.90%
18	12/18/16	209	239	197	248	684	11355	54	210.28	-	209.24	=	1.04	300	767	30.0	24.0	55.56%
19	01/08/17	210	154	191	164	509	11864	57	208.14	-	210.28	=	-2.14	300	767	30.0	27.0	52.63%
20	01/15/17	208	216	239	279	734	12598	60	209.97	-	208.14	=	1.83	300	767	32.0	28.0	53.33%
21	01/22/17	209	196	211	235	642	13240	63	210.16	-	209.97	=	0.19	300	767	34.0	29.0	53.97%
22	01/29/17	210	234	216	204	654	13894	66	210.52	-	210.16	=	0.36	300	767	36.0	30.0	54.55%
23	01/29/17	210	227	215	200	642	14536	69	210.67	-	210.52	=	0.15	300	767	37.0	32.0	53.62%
24	02/05/17	210	183	200	212	595	15131	72	210.15	-	210.67	=	-0.51	300	767	38.0	34.0	52.78%
25	02/12/17	210	169	247	182	598	15729	75	209.72	-	210.15	=	-0.43	300	767	39.0	36.0	52.00%
26	02/19/17	209	192	237	300	729	16458	78	211.00	-	209.72	=	1.28	300	767	41.0	37.0	52.56%
27	02/26/17	211	184	256	275	715	17173	81	212.01	-	211.00	=	1.01	300	767	43.0	38.0	53.09%
28	02/26/17	212	257	205	225	687	17860	84	212.62	-	212.01	=	0.61	300	767	45.0	39.0	53.57%
29	03/05/17	212	165	214	193	572	18432	87	211.86	-	212.62	=	-0.76	300	767	46.0	41.0	52.87%
30	03/12/17	211	230	170	211	611	19043	90	211.59	-	211.86	=	-0.27	300	767	48.0	42.0	53.33%
31	03/12/17	211	245	248	216	709	19752	93	212.39	-	211.59	=	0.80	300	767	51.0	43.0	54.26%
32	03/19/17	212	189	247	217	653	20405	96	212.55	-	212.39	=	0.16	300	767	53.0	44.0	54.64%
33	03/26/17	212	203	235	257	695	21100	99	213.13	-	212.55	=	0.58	300	767	55.0	45.0	55.00%

<u><100</u>	<u>100's</u>	<u>125's</u>	<u>150's</u>	<u>175's</u>	<u>200's</u>	<u>225's</u>	<u>250's</u>	<u>275's</u>	<u>300's</u>
		2	10	23	27	26	7	2	2
<u><400</u>	<u>400's</u>	<u>450's</u>	<u>500's</u>	<u>550's</u>	<u>600's</u>	<u>650's</u>	<u>700's</u>	<u>750's</u>	<u>800's</u>
		1	2	6	8	8	7	1	
Ave of Game 1			Ave of Game 2			Ave of Game 3			
202.45			215.61			221.33			

High Scores by Game

Game #1: 257 on week 28 Game #2: 256 on week 27 Game #3: 300 on week 13



Note: This report includes information through March 26 which is Week 33 of 33

Robert Lichina's Bowling Record - Team 2: She's MAD

Week No.	Bowling Date	Old Ave	---Average Change---			Total	Pins	Gms	New - Old ---> +/-			High Game	High Sers	Points Won	Points Lost	%Won		
			-1-	-2-	-3-					=								
1	09/11/16	bk190	161	168	201	530	530	3	176.67	-	0.00	=	176.67	201	530	1.0	2.0	33.33%
2	09/18/16	bk190	a170	a170	a170	510	530	3	176.67	-	176.67	=	0.00	201	530	1.0	2.0	33.33%
3	09/25/16	bk190	197	213	205	615	1145	6	190.83	-	176.67	=	14.17	213	615	4.0	2.0	66.67%
4	10/02/16	bk190	197	215	205	617	1762	9	195.78	-	190.83	=	4.94	215	617	7.0	2.0	77.78%
5	10/09/16	195				0	1762	9	195.78	-	195.78	=	0.00	215	617	7.0	2.0	77.78%
6	10/09/16	195				0	1762	9	195.78	-	195.78	=	0.00	215	617	7.0	2.0	77.78%
7	10/16/16	195				0	1762	9	195.78	-	195.78	=	0.00	215	617	7.0	2.0	77.78%
8	10/23/16	195				0	1762	9	195.78	-	195.78	=	0.00	215	617	7.0	2.0	77.78%
9	10/30/16	195				0	1762	9	195.78	-	195.78	=	0.00	215	617	7.0	2.0	77.78%
10	11/06/16	195	233	183	187	603	2365	12	197.08	-	195.78	=	1.31	233	617	9.0	3.0	75.00%
11	11/06/16	197				0	2365	12	197.08	-	197.08	=	0.00	233	617	9.0	3.0	75.00%
12	11/13/16	197				0	2365	12	197.08	-	197.08	=	0.00	233	617	9.0	3.0	75.00%
13	11/20/16	197	240	188	189	617	2982	15	198.80	-	197.08	=	1.72	240	617	9.5	5.5	63.33%
14	11/27/16	198				0	2982	15	198.80	-	198.80	=	0.00	240	617	9.5	5.5	63.33%
15	11/27/16	198				0	2982	15	198.80	-	198.80	=	0.00	240	617	9.5	5.5	63.33%
16	12/04/16	198	169	203	205	577	3559	18	197.72	-	198.80	=	-1.08	240	617	10.5	7.5	58.33%

End of 1st part

17	12/11/16	197	124	173	180	477	4036	21	192.19	-	197.72	=	-5.53	240	617	10.5	10.5	50.00%
18	12/18/16	192	186	229	239	654	4690	24	195.42	-	192.19	=	3.23	240	654	13.5	10.5	56.25%
19	01/08/17	195				0	4690	24	195.42	-	195.42	=	0.00	240	654	13.5	10.5	56.25%
20	01/15/17	195	237	166	181	584	5274	27	195.33	-	195.42	=	-0.08	240	654	14.5	12.5	53.70%
21	01/22/17	195				0	5274	27	195.33	-	195.33	=	0.00	240	654	14.5	12.5	53.70%
22	01/29/17	195				0	5274	27	195.33	-	195.33	=	0.00	240	654	14.5	12.5	53.70%
23	01/29/17	195	155	192	161	508	5782	30	192.73	-	195.33	=	-2.60	240	654	15.5	14.5	51.67%
24	02/05/17	192				0	5782	30	192.73	-	192.73	=	0.00	240	654	15.5	14.5	51.67%
25	02/12/17	192				0	5782	30	192.73	-	192.73	=	0.00	240	654	15.5	14.5	51.67%
26	02/19/17	192				0	5782	30	192.73	-	192.73	=	0.00	240	654	15.5	14.5	51.67%
27	02/26/17	192	206	245	180	631	6413	33	194.33	-	192.73	=	1.60	245	654	16.5	16.5	50.00%
28	02/26/17	194				0	6413	33	194.33	-	194.33	=	0.00	245	654	16.5	16.5	50.00%
29	03/05/17	194				0	6413	33	194.33	-	194.33	=	0.00	245	654	16.5	16.5	50.00%
30	03/12/17	194	168	188	211	567	6980	36	193.89	-	194.33	=	-0.44	245	654	18.5	17.5	51.39%
31	03/12/17	193				0	6980	36	193.89	-	193.89	=	0.00	245	654	18.5	17.5	51.39%
32	03/19/17	193				0	6980	36	193.89	-	193.89	=	0.00	245	654	18.5	17.5	51.39%
33	03/26/17	193	177	193	211	581	7561	39	193.87	-	193.89	=	-0.02	245	654	19.5	19.5	50.00%

<u><100</u>	<u>100's</u>	<u>125's</u>	<u>150's</u>	<u>175's</u>	<u>200's</u>	<u>225's</u>	<u>250's</u>	<u>275's</u>	<u>300's</u>
	1		8	14	10	6			
<u><400</u>	<u>400's</u>	<u>450's</u>	<u>500's</u>	<u>550's</u>	<u>600's</u>	<u>650's</u>	<u>700's</u>	<u>750's</u>	<u>800's</u>
		1	2	4	5	1			

<u>Ave of Game 1</u>	<u>Ave of Game 2</u>	<u>Ave of Game 3</u>
188.46	196.62	196.54

High Scores by Game

Game #1: 240 on week 13 Game #2: 245 on week 27 Game #3: 239 on week 18

