

Sunday 9:00 am

**Classic Lanes**

Lanes 1 - 16

Note: This report includes information through March 26 which is Week 33 of 33

**Team 4: 3 Pin Stripers**

Name	Pins	Gms	True Average	Book Ave	High Game	High Sers	Points Won	Points Lost	%Won
Zainer, Thomas	18040	93	193.98	214	300	685	41.5	51.5	44.62%
Krol, Robert	16456	85	193.60	190	268	690	45.5	39.5	53.53%
Krol, Rick	18926	88	215.07	220	279	750	42.0	46.0	47.73%
Griffith, Dale	5175	24	215.63	204	279	735	9.5	14.5	39.58%

**Team History**

Week No.	Bowling Date	Opp. Team	-1-	-2-	-3-	Total	Last Wk WON	Last Wk Lost	Points Won	Points Lost	Year-To-Date WON	Y-T-D LOST	High Game	High Sers
1	09/11/16	3	534	619	604	1757	5	11	5	11	5	11	619	1757
2	09/18/16	14	623	531	590	1744	3	13	8	24	8	24	623	1757
3	09/25/16	12	568	584	591	1743	5	11	13	35	13	35	623	1757
4	10/02/16	7	532	685	580	1797	8½	7½	21½	42½	21½	42½	685	1797
5	10/09/16	15	581	693	697	1971	11½	4½	33	47	33	47	697	1971
6	10/09/16	1	574	661	578	1813	10	6	43	53	43	53	697	1971
7	10/16/16	9	586	604	578	1768	9	7	52	60	52	60	697	1971
8	10/23/16	5	604	589	586	1779	13	3	65	63	65	63	697	1971
9	10/30/16	13	674	626	587	1887	11	5	76	68	76	68	697	1971
10	11/06/16	2	702	540	552	1794	6	10	82	78	82	78	702	1971
11	11/06/16	16	604	644	683	1931	12	4	94	82	94	82	702	1971
12	11/13/16	11	627	539	644	1810	6	10	100	92	100	92	702	1971
13	11/20/16	10	554	684	571	1809	7	9	107	101	107	101	702	1971
14	11/27/16	8	558	618	669	1845	4	12	111	113	111	113	702	1971
15	11/27/16	6	500	634	521	1655	5	11	116	124	116	124	702	1971
16	12/04/16	14	547	658	628	1833	15	1	131	125	131	125	702	1971

**End of 1st part**

17	12/11/16	3	567	660	652	1879	6	10	6	10	137	135	702	1971
18	12/18/16	14	547	527	660	1734	9	7	15	17	146	142	702	1971
19	01/08/17	12	608	589	556	1753	3	13	18	30	149	155	702	1971
20	01/15/17	7	576	564	614	1754	6	10	24	40	155	165	702	1971
21	01/22/17	15	517	695	565	1777	1	15	25	55	156	180	702	1971
22	01/29/17	1	594	652	629	1875	11	5	36	60	167	185	702	1971
23	01/29/17	9	616	584	558	1758	1	15	37	75	168	200	702	1971
24	02/05/17	5	472	572	537	1581	6	10	43	85	174	210	702	1971
25	02/12/17	13	644	704	618	1966	11	5	54	90	185	215	704	1971
26	02/19/17	2	626	628	583	1837	2	14	56	104	187	229	704	1971
27	02/26/17	16	688	645	736	2069	13	3	69	107	200	232	736	2069
28	02/26/17	11	566	563	594	1723	7	9	76	116	207	241	736	2069
29	03/05/17	10	563	584	599	1746	3	13	79	129	210	254	736	2069
30	03/12/17	8	662	631	706	1999	12	4	91	133	222	258	736	2069
31	03/12/17	6	659	617	617	1893	11	5	102	138	233	263	736	2069
32	03/19/17	3	634	585	675	1894	5½	10½	107½	148½	238½	273½	736	2069
33	03/26/17	8	770	739	658	2167	7	9	114½	157½	245½	282½	736	2069

# Sunday Morning Threesome

Sunday 9:00 am

Classic Lanes

Lanes 1 - 16

Note: This report includes information through March 26 which is Week 33 of 33

## Thomas Zainer's Bowling Record - Team 4: 3 Pin Stripers

Week No.	Bowling Date	Old Ave	---Average Change---			Total	Pins	Gms	New - Old ---> +/-			High Game	High Sers	Points Won	Points Lost	%Won		
			-1-	-2-	-3-													
1	09/11/16	bk214	184	<b>228</b>	183	595	595	3	198.33	-	0.00	=	198.33	228	595	1.0	2.0	33.33%
2	09/18/16	bk214	177	151	178	506	1101	6	183.50	-	198.33	=	-14.83	228	595	1.0	5.0	16.67%
3	09/25/16	bk214	200	177	214	591	1692	9	188.00	-	183.50	=	4.50	228	595	1.0	8.0	11.11%
4	10/02/16	188	<b>204</b>	<b>202</b>	<b>205</b>	611	2303	12	191.92	-	188.00	=	3.92	228	611	4.0	8.0	33.33%
5	10/09/16	191	177	<b>279</b>	<b>222</b>	678	2981	15	198.73	-	191.92	=	6.82	279	678	6.0	9.0	40.00%
6	10/09/16	198	<b>226</b>	<b>245</b>	161	632	3613	18	200.72	-	198.73	=	1.99	279	678	8.0	10.0	44.44%
7	10/16/16	200	202	<b>197</b>	177	576	4189	21	199.48	-	200.72	=	-1.25	279	678	9.0	12.0	42.86%
8	10/23/16	199	179	193	<b>175</b>	547	4736	24	197.33	-	199.48	=	-2.14	279	678	10.0	14.0	41.67%
9	10/30/16	197	<b>183</b>	169	188	540	5276	27	195.41	-	197.33	=	-1.93	279	678	11.0	16.0	40.74%
10	11/06/16	195				0	5276	27	195.41	-	195.41	=	0.00	279	678	11.0	16.0	40.74%
11	11/06/16	195				0	5276	27	195.41	-	195.41	=	0.00	279	678	11.0	16.0	40.74%
12	11/13/16	195	<b>215</b>	<b>207</b>	174	596	5872	30	195.73	-	195.41	=	0.33	279	678	13.0	17.0	43.33%
13	11/20/16	195	172	<b>217</b>	182	571	6443	33	195.24	-	195.73	=	-0.49	279	678	14.0	19.0	42.42%
14	11/27/16	195	<b>194</b>	<b>223</b>	200	617	7060	36	196.11	-	195.24	=	0.87	279	678	16.0	20.0	44.44%
15	11/27/16	196	149	<b>214</b>	<b>165</b>	528	7588	39	194.56	-	196.11	=	-1.55	279	678	18.0	21.0	46.15%
16	12/04/16	194	<b>182</b>	<b>213</b>	160	555	8143	42	193.88	-	194.56	=	-0.68	279	678	20.0	22.0	47.62%

### End of 1st part

17	12/11/16	193	172	168	<b>226</b>	566	8709	45	193.53	-	193.88	=	-0.35	279	678	21.0	24.0	46.67%
18	12/18/16	193	157	162	<b>211</b>	530	9239	48	192.48	-	193.53	=	-1.05	279	678	22.0	26.0	45.83%
19	01/08/17	192	205	137	151	493	9732	51	190.82	-	192.48	=	-1.66	279	678	22.0	29.0	43.14%
20	01/15/17	190	137	<b>183</b>	194	514	10246	54	189.74	-	190.82	=	-1.08	279	678	23.0	31.0	42.59%
21	01/22/17	189	200	189	182	571	10817	57	189.77	-	189.74	=	0.03	279	678	23.0	34.0	40.35%
22	01/29/17	189	182	<b>203</b>	<b>208</b>	593	11410	60	190.17	-	189.77	=	0.39	279	678	25.0	35.0	41.67%
23	01/29/17	190	193	201	199	593	12003	63	190.52	-	190.17	=	0.36	279	678	25.0	38.0	39.68%
24	02/05/17	190	146	<b>184</b>	173	503	12506	66	189.48	-	190.52	=	-1.04	279	678	26.0	40.0	39.39%
25	02/12/17	189	<b>172</b>	<b>265</b>	<b>185</b>	622	13128	69	190.26	-	189.48	=	0.78	279	678	29.0	40.0	42.03%
26	02/19/17	190	183	188	<b>192</b>	563	13691	72	190.15	-	190.26	=	-0.11	279	678	30.0	42.0	41.67%
27	02/26/17	190	<b>225</b>	<b>215</b>	224	664	14355	75	191.40	-	190.15	=	1.25	279	678	32.0	43.0	42.67%
28	02/26/17	191	182	<b>199</b>	<b>187</b>	568	14923	78	191.32	-	191.40	=	-0.08	279	678	34.0	44.0	43.59%
29	03/05/17	191	166	194	214	574	15497	81	191.32	-	191.32	=	0.00	279	678	34.0	47.0	41.98%
30	03/12/17	191	<b>192</b>	<b>193</b>	<b>300</b>	685	16182	84	192.64	-	191.32	=	1.32	300	685	37.0	47.0	44.05%
31	03/12/17	192	<b>215</b>	204	<b>247</b>	666	16848	87	193.66	-	192.64	=	1.01	300	685	39.0	48.0	44.83%
32	03/19/17	193	193	<b>220</b>	<b>221</b>	634	17482	90	194.24	-	193.66	=	0.59	300	685	40.5	49.5	45.00%
33	03/26/17	194	<b>202</b>	211	145	558	18040	93	193.98	-	194.24	=	-0.27	300	685	41.5	51.5	44.62%

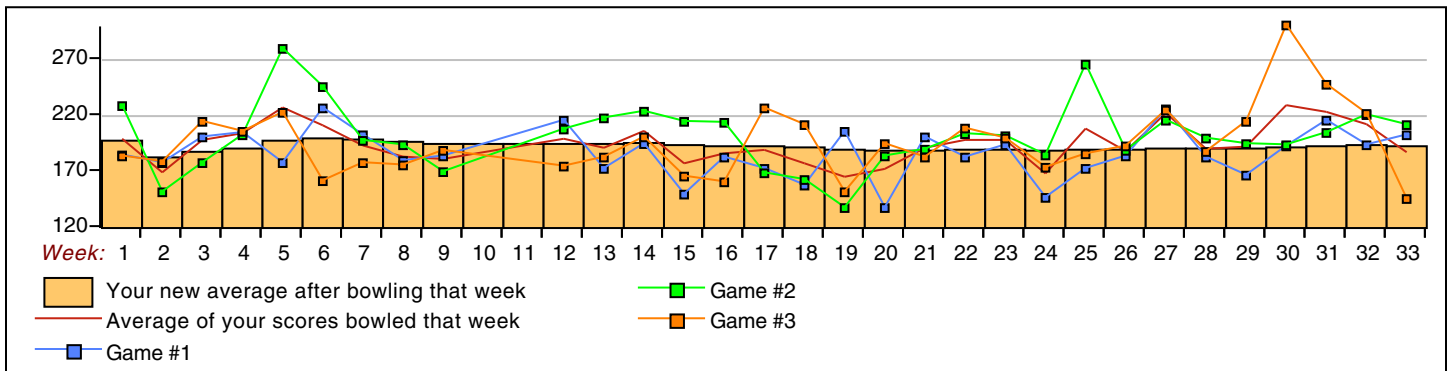
<100	100's	125's	150's	175's	200's	225's	250's	275's	300's
		5	15	35	29	6	1	1	1

<400	400's	450's	500's	550's	600's	650's	700's	750's	800's
		1	7	14	5	4			

<b>Ave of Game 1</b>	<b>Ave of Game 2</b>	<b>Ave of Game 3</b>
186.00	201.00	194.94

### High Scores by Game

Game #1: 226 on week 6 Game #2: 279 on week 5 Game #3: 300 on week 30



# Sunday Morning Threesome

Sunday 9:00 am

*Classic Lanes*

Lanes 1 - 16

Note: This report includes information through March 26 which is Week 33 of 33

**Robert Krol's Bowling Record - Team 4: 3 Pin Stripers**

Week No.	Bowling Date	Old Ave	---Average Change---			Total	Pins	Gms	New - Old ---> +/-			High Game	High Sers	Points Won	Points Lost	%Won		
			-1-	-2-	-3-													
1	09/11/16	bk190	167	<b>192</b>	<b>196</b>	555	555	3	185.00	-	0.00	=	185.00	196	555	2.0	1.0	66.67%
2	09/18/16	bk190	167	146	175	488	1043	6	173.83	-	185.00	=	-11.17	196	555	2.0	4.0	33.33%
3	09/25/16	bk190	<b>159</b>	<b>216</b>	182	557	1600	9	177.78	-	173.83	=	3.94	216	557	4.0	5.0	44.44%
4	10/02/16	177	168	<b>218</b>	181	567	2167	12	180.58	-	177.78	=	2.81	218	567	5.5	6.5	45.83%
5	10/09/16	180				0	2167	12	180.58	-	180.58	=	0.00	218	567	5.5	6.5	45.83%
6	10/09/16	180				0	2167	12	180.58	-	180.58	=	0.00	218	567	5.5	6.5	45.83%
7	10/16/16	180	179	181	<b>168</b>	528	2695	15	179.67	-	180.58	=	-0.92	218	567	6.5	8.5	43.33%
8	10/23/16	179	<b>180</b>	181	<b>205</b>	566	3261	18	181.17	-	179.67	=	1.50	218	567	8.5	9.5	47.22%
9	10/30/16	181	<b>223</b>	<b>234</b>	153	610	3871	21	184.33	-	181.17	=	3.17	234	610	10.5	10.5	50.00%
10	11/06/16	184	<b>244</b>	166	<b>192</b>	602	4473	24	186.38	-	184.33	=	2.04	244	610	12.5	11.5	52.08%
11	11/06/16	186	<b>169</b>	<b>213</b>	<b>193</b>	575	5048	27	186.96	-	186.38	=	0.59	244	610	15.5	11.5	57.41%
12	11/13/16	186	177	169	<b>246</b>	592	5640	30	188.00	-	186.96	=	1.04	246	610	16.5	13.5	55.00%
13	11/20/16	188	182	<b>244</b>	167	593	6233	33	188.88	-	188.00	=	0.88	246	610	18.5	14.5	56.06%
14	11/27/16	188	191	183	212	586	6819	36	189.42	-	188.88	=	0.54	246	610	18.5	17.5	51.39%
15	11/27/16	189	151	187	162	500	7319	39	187.67	-	189.42	=	-1.75	246	610	18.5	20.5	47.44%
16	12/04/16	187	<b>173</b>	<b>191</b>	<b>209</b>	573	7892	42	187.90	-	187.67	=	0.24	246	610	21.5	20.5	51.19%

**End of 1st part**

17	12/11/16	187	<b>214</b>	<b>235</b>	<b>216</b>	665	8557	45	190.16	-	187.90	=	2.25	246	665	24.5	20.5	54.44%
18	12/18/16	190	158	<b>183</b>	<b>215</b>	556	9113	48	189.85	-	190.16	=	-0.30	246	665	26.5	21.5	55.21%
19	01/08/17	189	202	<b>198</b>	168	568	9681	51	189.82	-	189.85	=	-0.03	246	665	27.5	23.5	53.92%
20	01/15/17	189	<b>213</b>	165	<b>198</b>	576	10257	54	189.94	-	189.82	=	0.12	246	665	29.5	24.5	54.63%
21	01/22/17	189	141	<b>258</b>	174	573	10830	57	190.00	-	189.94	=	0.06	258	665	30.5	26.5	53.51%
22	01/29/17	190	<b>193</b>	194	<b>242</b>	629	11459	60	190.98	-	190.00	=	0.98	258	665	32.5	27.5	54.17%
23	01/29/17	190	164	179	160	503	11962	63	189.87	-	190.98	=	-1.11	258	665	32.5	30.5	51.59%
24	02/05/17	189	<b>180</b>	<b>196</b>	119	495	12457	66	188.74	-	189.87	=	-1.13	258	665	34.5	31.5	52.27%
25	02/12/17	188	<b>255</b>	194	208	657	13114	69	190.06	-	188.74	=	1.32	258	665	35.5	33.5	51.45%
26	02/19/17	190				0	13114	69	190.06	-	190.06	=	0.00	258	665	35.5	33.5	51.45%
27	02/26/17	190	<b>220</b>	202	<b>268</b>	690	13804	72	191.72	-	190.06	=	1.66	268	690	37.5	34.5	52.08%
28	02/26/17	191	<b>200</b>	180	<b>194</b>	574	14378	75	191.71	-	191.72	=	-0.02	268	690	39.5	35.5	52.67%
29	03/05/17	191				0	14378	75	191.71	-	191.71	=	0.00	268	690	39.5	35.5	52.67%
30	03/12/17	191	192	<b>223</b>	203	618	14996	78	192.26	-	191.71	=	0.55	268	690	40.5	37.5	51.92%
31	03/12/17	192	<b>234</b>	188	162	584	15580	81	192.35	-	192.26	=	0.09	268	690	42.5	38.5	52.47%
32	03/19/17	192	213	<b>204</b>	<b>249</b>	666	16246	84	193.40	-	192.35	=	1.06	268	690	44.5	39.5	52.98%
33	03/26/17	193	<b>210</b>	a173	a173	556	16456	85	193.60	-	193.40	=	0.20	268	690	45.5	39.5	53.53%

<100    100's    125's    150's    175's    200's    225's    250's    275's    300's  
                   1            2                    20            30            21            8            3

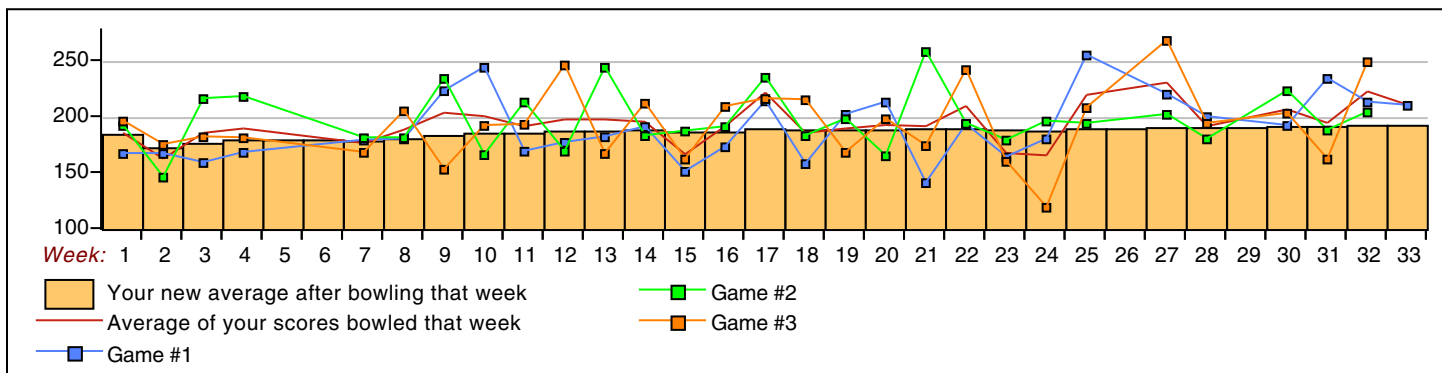
<400    400's    450's    500's    550's    600's    650's    700's    750's    800's  
                                   2                    3                    15            4            4

**Ave of Game 1    Ave of Game 2    Ave of Game 3**

190.31                    197.14                    193.46

High Scores by Game

Game #1: 255 on week 25    Game #2: 258 on week 21    Game #3: 268 on week 27



# Sunday Morning Threesome

Sunday 9:00 am

Classic Lanes

Lanes 1 - 16

Note: This report includes information through March 26 which is Week 33 of 33

## Rick Krol's Bowling Record - Team 4: 3 Pin Stripers

Week No.	Bowling Date	Old Ave	---Average Change---			Total	Pins	Gms	New - Old ---> +/-			High Game	High Sers	Points Won	Points Lost	%Won		
			-1-	-2-	-3-													
1	09/11/16	bk220	183	199	225	607	607	3	202.33	-	0.00	=	202.33	225	607			
2	09/18/16	bk220	<b>279</b>	<b>234</b>	<b>237</b>	750	1357	6	226.17	-	202.33	=	<b>23.83</b>	279	750	3.0	3.0	50.00%
3	09/25/16	bk220	<b>209</b>	191	195	595	1952	9	216.89	-	226.17	=	<b>-9.28</b>	279	750	4.0	5.0	44.44%
4	10/02/16	216	160	<b>265</b>	194	619	2571	12	214.25	-	216.89	=	<b>-2.64</b>	279	750	5.0	7.0	41.67%
5	10/09/16	214	191	171	<b>196</b>	558	3129	15	208.60	-	214.25	=	<b>-5.65</b>	279	750	7.0	8.0	46.67%
6	10/09/16	208	<b>179</b>	<b>202</b>	198	579	3708	18	206.00	-	208.60	=	<b>-2.60</b>	279	750	9.0	9.0	50.00%
7	10/16/16	206	<b>205</b>	226	<b>233</b>	664	4372	21	208.19	-	206.00	=	<b>2.19</b>	279	750	11.0	10.0	52.38%
8	10/23/16	208	<b>245</b>	<b>215</b>	<b>206</b>	666	5038	24	209.92	-	208.19	=	<b>1.73</b>	279	750	14.0	10.0	58.33%
9	10/30/16	209	<b>268</b>	<b>223</b>	<b>246</b>	737	5775	27	213.89	-	209.92	=	<b>3.97</b>	279	750	17.0	10.0	62.96%
10	11/06/16	213	182	<b>203</b>	191	576	6351	30	211.70	-	213.89	=	<b>-2.19</b>	279	750	18.0	12.0	60.00%
11	11/06/16	211	210	<b>234</b>	<b>266</b>	710	7061	33	213.97	-	211.70	=	<b>2.27</b>	279	750	20.0	13.0	60.61%
12	11/13/16	213	235	163	<b>224</b>	622	7683	36	213.42	-	213.97	=	<b>-0.55</b>	279	750	21.0	15.0	58.33%
13	11/20/16	213	<b>200</b>	<b>223</b>	<b>222</b>	645	8328	39	213.54	-	213.42	=	<b>0.12</b>	279	750	22.0	17.0	56.41%
14	11/27/16	213	173	<b>212</b>	<b>257</b>	642	8970	42	213.57	-	213.54	=	<b>0.03</b>	279	750	24.0	18.0	57.14%
15	11/27/16	213	200	<b>233</b>	194	627	9597	45	213.27	-	213.57	=	<b>-0.30</b>	279	750	25.0	20.0	55.56%
16	12/04/16	213	<b>192</b>	<b>254</b>	<b>259</b>	705	10302	48	214.63	-	213.27	=	<b>1.36</b>	279	750	28.0	20.0	58.33%

## End of 1st part

17	12/11/16	214	181	257	210	648	10950	51	214.71	-	214.63	=	<b>0.08</b>	279	750	28.0	23.0	54.90%
18	12/18/16	214	232	<b>182</b>	<b>234</b>	648	11598	54	214.78	-	214.71	=	<b>0.07</b>	279	750	30.0	24.0	55.56%
19	01/08/17	214	201	<b>254</b>	<b>237</b>	692	12290	57	215.61	-	214.78	=	<b>0.84</b>	279	750	32.0	25.0	56.14%
20	01/15/17	215	226	216	<b>222</b>	664	12954	60	215.90	-	215.61	=	<b>0.29</b>	279	750	33.0	27.0	55.00%
21	01/22/17	215	176	248	209	633	13587	63	215.67	-	215.90	=	<b>-0.23</b>	279	750	33.0	30.0	52.38%
22	01/29/17	215				0	13587	63	215.67	-	215.67	=	<b>0.00</b>	279	750	33.0	30.0	52.38%
23	01/29/17	215				0	13587	63	215.67	-	215.67	=	<b>0.00</b>	279	750	33.0	30.0	52.38%
24	02/05/17	215	146	192	<b>245</b>	583	14170	66	214.70	-	215.67	=	<b>-0.97</b>	279	750	34.0	32.0	51.52%
25	02/12/17	214	<b>217</b>	<b>245</b>	225	687	14857	69	215.32	-	214.70	=	<b>0.62</b>	279	750	36.0	33.0	52.17%
26	02/19/17	215	222	212	222	656	15513	72	215.46	-	215.32	=	<b>0.14</b>	279	750	36.0	36.0	50.00%
27	02/26/17	215	243	<b>228</b>	<b>244</b>	715	16228	75	216.37	-	215.46	=	<b>0.92</b>	279	750	38.0	37.0	50.67%
28	02/26/17	216	184	184	<b>213</b>	581	16809	78	215.50	-	216.37	=	<b>-0.87</b>	279	750	39.0	39.0	50.00%
29	03/05/17	215	205	<b>205</b>	<b>204</b>	614	17423	81	215.10	-	215.50	=	<b>-0.40</b>	279	750	40.0	41.0	49.38%
30	03/12/17	215	<b>278</b>	215	203	696	18119	84	215.70	-	215.10	=	<b>0.60</b>	279	750	41.0	43.0	48.81%
31	03/12/17	215				0	18119	84	215.70	-	215.70	=	<b>0.00</b>	279	750	41.0	43.0	48.81%
32	03/19/17	215	228	161	205	594	18713	87	215.09	-	215.70	=	<b>-0.61</b>	279	750	41.0	46.0	47.13%
33	03/26/17	215	<b>213</b>	a195	a195	603	18926	88	215.07	-	215.09	=	<b>-0.02</b>	279	750	42.0	46.0	47.73%

<100    100's    125's    150's    175's    200's    225's    250's    275's    300's

1    5    19    31    22    8    2

<400    400's    450's    500's    550's    600's    650's    700's    750's    800's

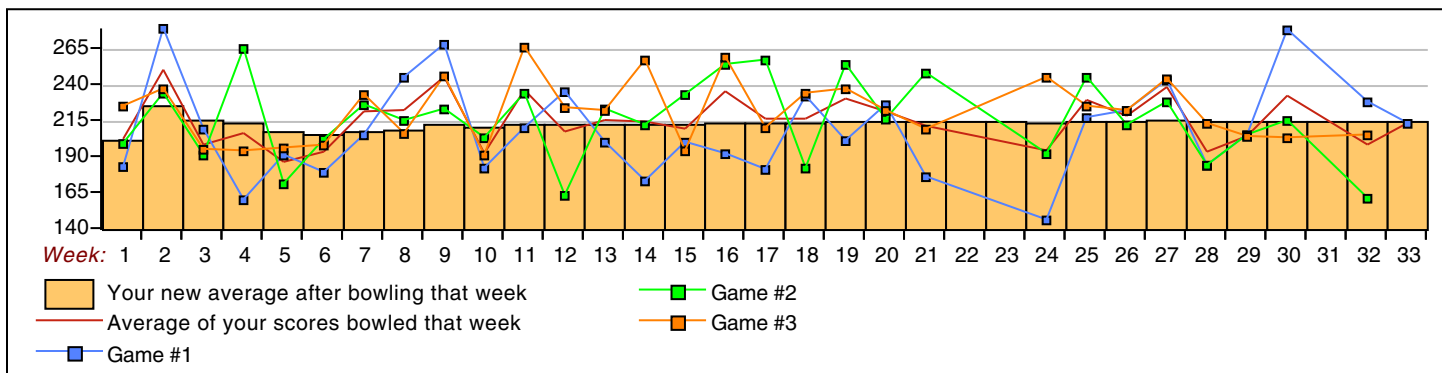
7    10    7    4    1

**Ave of Game 1    Ave of Game 2    Ave of Game 3**

208.77    215.41    221.24

### High Scores by Game

Game #1: 279 on week 2    Game #2: 265 on week 4    Game #3: 266 on week 11



# Sunday Morning Threesome

Sunday 9:00 am

**Classic Lanes**

Lanes 1 - 16

Note: This report includes information through March 26 which is Week 33 of 33

**Dale Griffith's Bowling Record - Team 4: 3 Pin Stripers**

Week No.	Bowling Date	Old Ave	-1-	-2-	-3-	Total	Pins	Gms	---Average Change---			High Game	High Sers	Points Won	Points Lost	%Won		
									New	Old	---> +/-							
1	09/11/16	180				0	0	0	-	0.00	=	0.00	0	0		0.00%		
2	09/18/16	bk204				0	0	0	-	0.00	=	0.00	0	0		0.00%		
3	09/25/16	bk204				0	0	0	-	0.00	=	0.00	0	0		0.00%		
4	10/02/16	bk204				0	0	0	-	0.00	=	0.00	0	0		0.00%		
5	10/09/16	bk204	213	243	279	735	735	3	245.00	-	0.00	=	245.00	279	735	2.5	0.5	83.33%
6	10/09/16	bk204	169	214	219	602	1337	6	222.83	-	245.00	=	-22.17	279	735	3.5	2.5	58.33%
7	10/16/16	bk204				0	1337	6	222.83	-	222.83	=	0.00	279	735	3.5	2.5	58.33%
8	10/23/16	bk204				0	1337	6	222.83	-	222.83	=	0.00	279	735	3.5	2.5	58.33%
9	10/30/16	222				0	1337	6	222.83	-	222.83	=	0.00	279	735	3.5	2.5	58.33%
10	11/06/16	bk204	276	171	169	616	1953	9	217.00	-	222.83	=	-5.83	279	735	4.5	4.5	50.00%
11	11/06/16	217	225	197	224	646	2599	12	216.58	-	217.00	=	-0.42	279	735	4.5	7.5	37.50%
12	11/13/16	216				0	2599	12	216.58	-	216.58	=	0.00	279	735	4.5	7.5	37.50%
13	11/20/16	216				0	2599	12	216.58	-	216.58	=	0.00	279	735	4.5	7.5	37.50%
14	11/27/16	216				0	2599	12	216.58	-	216.58	=	0.00	279	735	4.5	7.5	37.50%
15	11/27/16	216				0	2599	12	216.58	-	216.58	=	0.00	279	735	4.5	7.5	37.50%
16	12/04/16	216				0	2599	12	216.58	-	216.58	=	0.00	279	735	4.5	7.5	37.50%

**End of 1st part**

17	12/11/16	216				0	2599	12	216.58	-	216.58	=	0.00	279	735	4.5	7.5	37.50%
18	12/18/16	216				0	2599	12	216.58	-	216.58	=	0.00	279	735	4.5	7.5	37.50%
19	01/08/17	216				0	2599	12	216.58	-	216.58	=	0.00	279	735	4.5	7.5	37.50%
20	01/15/17	216				0	2599	12	216.58	-	216.58	=	0.00	279	735	4.5	7.5	37.50%
21	01/22/17	216				0	2599	12	216.58	-	216.58	=	0.00	279	735	4.5	7.5	37.50%
22	01/29/17	216	219	255	179	653	3252	15	216.80	-	216.58	=	0.22	279	735	6.5	8.5	43.33%
23	01/29/17	216	259	204	199	662	3914	18	217.44	-	216.80	=	0.64	279	735	7.5	10.5	41.67%
24	02/05/17	217				0	3914	18	217.44	-	217.44	=	0.00	279	735	7.5	10.5	41.67%
25	02/12/17	217				0	3914	18	217.44	-	217.44	=	0.00	279	735	7.5	10.5	41.67%
26	02/19/17	217	221	228	169	618	4532	21	215.81	-	217.44	=	-1.63	279	735	8.5	12.5	40.48%
27	02/26/17	215				0	4532	21	215.81	-	215.81	=	0.00	279	735	8.5	12.5	40.48%
28	02/26/17	215				0	4532	21	215.81	-	215.81	=	0.00	279	735	8.5	12.5	40.48%
29	03/05/17	215				0	4532	21	215.81	-	215.81	=	0.00	279	735	8.5	12.5	40.48%
30	03/12/17	215				0	4532	21	215.81	-	215.81	=	0.00	279	735	8.5	12.5	40.48%
31	03/12/17	215	210	225	208	643	5175	24	215.63	-	215.81	=	-0.18	279	735	9.5	14.5	39.58%
32	03/19/17	215				0	5175	24	215.63	-	215.63	=	0.00	279	735	9.5	14.5	39.58%
33	03/26/17	215				0	5175	24	215.63	-	215.63	=	0.00	279	735	9.5	14.5	39.58%

<u>&lt;100</u>	<u>100's</u>	<u>125's</u>	<u>150's</u>	<u>175's</u>	<u>200's</u>	<u>225's</u>	<u>250's</u>	<u>275's</u>	<u>300's</u>
			4	3	9	4	2	2	
<u>&lt;400</u>	<u>400's</u>	<u>450's</u>	<u>500's</u>	<u>550's</u>	<u>600's</u>	<u>650's</u>	<u>700's</u>	<u>750's</u>	<u>800's</u>
					5	2	1		

Ave of Game 1      Ave of Game 2      Ave of Game 3  
 224.00                      217.13                      205.75

High Scores by Game

Game #1: 276 on week 10    Game #2: 255 on week 22    Game #3: 279 on week 5

