

Sunday 9:00 am

**Classic Lanes**

Lanes 1 - 16

Note: This report includes information through March 26 which is Week 33 of 33

**Team 5: Bob-A-Rooz Boyz**

Name	Pins	Gms	True Average	Book Ave	High Game	High Sers	Points Won	Points Lost	%Won
Juhay, Lisa	16645	81	205.49	213	259	730	49.0	32.0	60.49%
Miletti, Jim	5180	30	172.67	177	222	639	14.0	16.0	46.67%
Traber, Jason	19758	93	212.45	207	300	721	55.0	38.0	59.14%
Cywinski, Brian	14593	78	187.09	177	275	691	35.5	39.5	47.33%

**Team History**

Week No.	Bowling Date	Opp. Team	-1-	-2-	-3-	Total	Last Wk WON	Last Wk Lost	Points Won	Points Lost	Year-To-Date WON	Y-T-D LOST	High Game	High Sers
1	09/11/16	6	581	513	512	1606	5	11	5	11	5	11	581	1606
2	09/18/16	10	<b>539</b>	<b>532</b>	<b>633</b>	<b>1704</b>	13	3	18	14	18	14	633	1704
3	09/25/16	2	<b>551</b>	<b>642</b>	<b>577</b>	<b>1770</b>	10	6	28	20	28	20	642	1770
4	10/02/16	16	605	570	518	1693	3	13	31	33	31	33	642	1770
5	10/09/16	8	<b>616</b>	<b>641</b>	<b>667</b>	<b>1924</b>	15	1	46	34	46	34	667	1924
6	10/09/16	11	<b>661</b>	<b>718</b>	<b>707</b>	<b>2086</b>	13	3	59	37	59	37	718	2086
7	10/16/16	13	<b>564</b>	<b>637</b>	<b>606</b>	<b>1807</b>	8	8	67	45	67	45	718	2086
8	10/23/16	4	591	<b>620</b>	554	1765	3	13	70	58	70	58	718	2086
9	10/30/16	7	<b>615</b>	<b>661</b>	573	<b>1849</b>	8	8	78	66	78	66	718	2086
10	11/06/16	3	<b>594</b>	623	566	1783	2	14	80	80	80	80	718	2086
11	11/06/16	15	<b>592</b>	<b>580</b>	<b>510</b>	<b>1682</b>	1	15	81	95	81	95	718	2086
12	11/13/16	1	580	<b>691</b>	537	1808	5	11	86	106	86	106	718	2086
13	11/20/16	9	<b>577</b>	<b>619</b>	<b>580</b>	<b>1776</b>	10½	5½	96½	111½	96½	111½	718	2086
14	11/27/16	12	<b>651</b>	<b>644</b>	513	<b>1808</b>	9	7	105½	118½	105½	118½	718	2086
15	11/27/16	14	592	597	612	1801	3	13	108½	131½	108½	131½	718	2086
16	12/04/16	1	589	<b>601</b>	583	1773	10	6	118½	137½	118½	137½	718	2086

**End of 1st part**

17	12/11/16	6	607	488	564	1659	4	12	4	12	122½	149½	718	2086
18	12/18/16	10	<b>634</b>	<b>600</b>	<b>682</b>	<b>1916</b>	12	4	16	16	134½	153½	718	2086
19	01/08/17	2	519	<b>604</b>	<b>585</b>	<b>1708</b>	10	6	26	22	144½	159½	718	2086
20	01/15/17	16	<b>572</b>	<b>689</b>	500	<b>1761</b>	7	9	33	31	151½	168½	718	2086
21	01/22/17	8	<b>591</b>	<b>610</b>	670	<b>1871</b>	10½	5½	43½	36½	162	174	718	2086
22	01/29/17	11	<b>614</b>	<b>562</b>	<b>595</b>	<b>1771</b>	11	5	54½	41½	173	179	718	2086
23	01/29/17	13	<b>638</b>	<b>585</b>	<b>524</b>	<b>1747</b>	12	4	66½	45½	185	183	718	2086
24	02/05/17	4	<b>616</b>	557	<b>614</b>	<b>1787</b>	10	6	76½	51½	195	189	718	2086
25	02/12/17	7	<b>570</b>	569	609	1748	5	11	81½	62½	200	200	718	2086
26	02/19/17	3	<b>693</b>	<b>674</b>	620	<b>1987</b>	11	5	92½	67½	211	205	718	2086
27	02/26/17	15	563	<b>617</b>	<b>609</b>	<b>1789</b>	4½	11½	97	79	215½	216½	718	2086
28	02/26/17	1	552	623	506	1681	2	14	99	93	217½	230½	718	2086
29	03/05/17	9	<b>626</b>	<b>641</b>	<b>644</b>	<b>1911</b>	11	5	110	98	228½	235½	718	2086
30	03/12/17	12	<b>589</b>	<b>594</b>	<b>596</b>	<b>1779</b>	8	8	118	106	236½	243½	718	2086
31	03/12/17	14	<b>530</b>	<b>690</b>	<b>704</b>	<b>1924</b>	9	7	127	113	245½	250½	718	2086
32	03/19/17	8	610	571	599	1780	10	6	137	119	255½	256½	718	2086
33	03/26/17	6	<b>831</b>	<b>795</b>	<b>690</b>	<b>2316</b>	12	4	149	123	267½	260½	718	2086

# Sunday Morning Threesome

Sunday 9:00 am

Classic Lanes

Lanes 1 - 16

Note: This report includes information through March 26 which is Week 33 of 33

## Lisa Juhay's Bowling Record - Team 5: Bob-A-Rooz Boyz

Week No.	Bowling Date	Old Ave	---Average Change---			Total	Pins	Gms	New - Old ---> +/-			High Game	High Sers	Points Won	Points Lost	%Won		
			-1-	-2-	-3-													
1	09/11/16	bk213	244	223	167	634	634	3	211.33	-	0.00	=	211.33	244	634	1.0	2.0	33.33%
2	09/18/16	bk213	170	198	191	559	1193	6	198.83	-	211.33	=	-12.50	244	634	4.0	2.0	66.67%
3	09/25/16	bk213				0	1193	6	198.83	-	198.83	=	0.00	244	634	4.0	2.0	66.67%
4	10/02/16	bk213	211	176	178	565	1758	9	195.33	-	198.83	=	-3.50	244	634	5.0	4.0	55.56%
5	10/09/16	195	215	213	247	675	2433	12	202.75	-	195.33	=	7.42	247	675	8.0	4.0	66.67%
6	10/09/16	202	237	247	246	730	3163	15	210.87	-	202.75	=	8.12	247	730	11.0	4.0	73.33%
7	10/16/16	210	172	196	234	602	3765	18	209.17	-	210.87	=	-1.70	247	730	13.0	5.0	72.22%
8	10/23/16	209	224	243	175	642	4407	21	209.86	-	209.17	=	0.69	247	730	15.0	6.0	71.43%
9	10/30/16	209	214	179	190	583	4990	24	207.92	-	209.86	=	-1.94	247	730	16.0	8.0	66.67%
10	11/06/16	207	a187	a187	a187	561	4990	24	207.92	-	207.92	=	0.00	247	730	16.0	8.0	66.67%
11	11/06/16	207				0	4990	24	207.92	-	207.92	=	0.00	247	730	16.0	8.0	66.67%
12	11/13/16	207	168	255	205	628	5618	27	208.07	-	207.92	=	0.16	255	730	17.0	10.0	62.96%
13	11/20/16	208	209	226	221	656	6274	30	209.13	-	208.07	=	1.06	255	730	18.0	12.0	60.00%
14	11/27/16	209				0	6274	30	209.13	-	209.13	=	0.00	255	730	18.0	12.0	60.00%
15	11/27/16	209	a189	a189	a189	567	6274	30	209.13	-	209.13	=	0.00	255	730	18.0	12.0	60.00%
16	12/04/16	209	a189	a189	a189	567	6274	30	209.13	-	209.13	=	0.00	255	730	18.0	12.0	60.00%

## End of 1st part

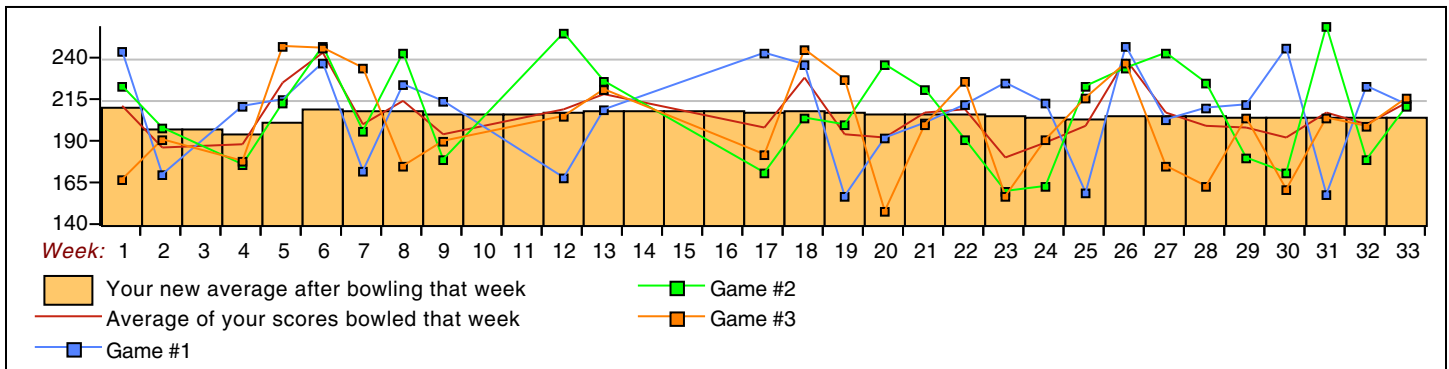
17	12/11/16	209	243	171	182	596	6870	33	208.18	-	209.13	=	-0.95	255	730	19.0	14.0	57.58%
18	12/18/16	208	236	204	245	685	7555	36	209.86	-	208.18	=	1.68	255	730	22.0	14.0	61.11%
19	01/08/17	209	157	200	227	584	8139	39	208.69	-	209.86	=	-1.17	255	730	23.0	16.0	58.97%
20	01/15/17	208	192	236	148	576	8715	42	207.50	-	208.69	=	-1.19	255	730	24.0	18.0	57.14%
21	01/22/17	207	201	221	200	622	9337	45	207.49	-	207.50	=	-0.01	255	730	26.5	18.5	58.89%
22	01/29/17	207	212	191	226	629	9966	48	207.63	-	207.49	=	0.14	255	730	28.5	19.5	59.38%
23	01/29/17	207	225	160	157	542	10508	51	206.04	-	207.63	=	-1.59	255	730	29.5	21.5	57.84%
24	02/05/17	206	213	163	191	567	11075	54	205.09	-	206.04	=	-0.95	255	730	31.5	22.5	58.33%
25	02/12/17	205	159	223	216	598	11673	57	204.79	-	205.09	=	-0.30	255	730	32.5	24.5	57.02%
26	02/19/17	204	247	234	237	718	12391	60	206.52	-	204.79	=	1.73	255	730	35.5	24.5	59.17%
27	02/26/17	206	203	243	175	621	13012	63	206.54	-	206.52	=	0.02	255	730	38.0	25.0	60.32%
28	02/26/17	206	210	225	163	598	13610	66	206.21	-	206.54	=	-0.33	255	730	39.0	27.0	59.09%
29	03/05/17	206	212	180	204	596	14206	69	205.88	-	206.21	=	-0.33	255	730	41.0	28.0	59.42%
30	03/12/17	205	246	171	161	578	14784	72	205.33	-	205.88	=	-0.55	255	730	42.0	30.0	58.33%
31	03/12/17	205	158	259	204	621	15405	75	205.40	-	205.33	=	0.07	259	730	44.0	31.0	58.67%
32	03/19/17	205	223	179	199	601	16006	78	205.21	-	205.40	=	-0.19	259	730	46.0	32.0	58.97%
33	03/26/17	205	212	211	216	639	16645	81	205.49	-	205.21	=	0.29	259	730	49.0	32.0	60.49%

<100	100's	125's	150's	175's	200's	225's	250's	275's	300's
		1	14	16	27	21	2		
<400	400's	450's	500's	550's	600's	650's	700's	750's	800's
			1	11	10	3	2		

<b>Ave of Game 1</b>	<b>Ave of Game 2</b>	<b>Ave of Game 3</b>
207.89	208.41	200.19

### High Scores by Game

Game #1: 247 on week 26 Game #2: 259 on week 31 Game #3: 247 on week 5



# Sunday Morning Threesome

Sunday 9:00 am

## Classic Lanes

Lanes 1 - 16

Note: This report includes information through March 26 which is Week 33 of 33

### Jim Miletti's Bowling Record - Team 5: Bob-A-Rooz Boyz

Week No.	Bowling Date	Old Ave	-1-	-2-	-3-	Total	Pins	Gms	---Average Change---			High Game	High Sers	Points Won	Points Lost	%Won		
									New	Old	+/-							
1	09/11/16	bk177	126	121	<b>178</b>	425	425	3	141.67	-	0.00	=	141.67	178	425	1.0	2.0	33.33%
2	09/18/16	bk177	186	110	142	438	863	6	143.83	-	141.67	=	2.17	186	438	1.0	5.0	16.67%
3	09/25/16	bk177	160	171	145	476	1339	9	148.78	-	143.83	=	4.94	186	476	1.0	8.0	11.11%
4	10/02/16	148				0	1339	9	148.78	-	148.78	=	0.00	186	476	1.0	8.0	11.11%
5	10/09/16	148				0	1339	9	148.78	-	148.78	=	0.00	186	476	1.0	8.0	11.11%
6	10/09/16	148				0	1339	9	148.78	-	148.78	=	0.00	186	476	1.0	8.0	11.11%
7	10/16/16	148				0	1339	9	148.78	-	148.78	=	0.00	186	476	1.0	8.0	11.11%
8	10/23/16	148				0	1339	9	148.78	-	148.78	=	0.00	186	476	1.0	8.0	11.11%
9	10/30/16	148	199	<b>205</b>	<b>199</b>	603	1942	12	161.83	-	148.78	=	13.06	205	603	4.0	8.0	33.33%
10	11/06/16	161				0	1942	12	161.83	-	161.83	=	0.00	205	603	4.0	8.0	33.33%
11	11/06/16	161				0	1942	12	161.83	-	161.83	=	0.00	205	603	4.0	8.0	33.33%
12	11/13/16	161				0	1942	12	161.83	-	161.83	=	0.00	205	603	4.0	8.0	33.33%
13	11/20/16	161				0	1942	12	161.83	-	161.83	=	0.00	205	603	4.0	8.0	33.33%
14	11/27/16	161				0	1942	12	161.83	-	161.83	=	0.00	205	603	4.0	8.0	33.33%
15	11/27/16	161				0	1942	12	161.83	-	161.83	=	0.00	205	603	4.0	8.0	33.33%
16	12/04/16	161	<b>152</b>	<b>192</b>	<b>197</b>	541	2483	15	165.53	-	161.83	=	3.70	205	603	7.0	8.0	46.67%

### End of 1st part

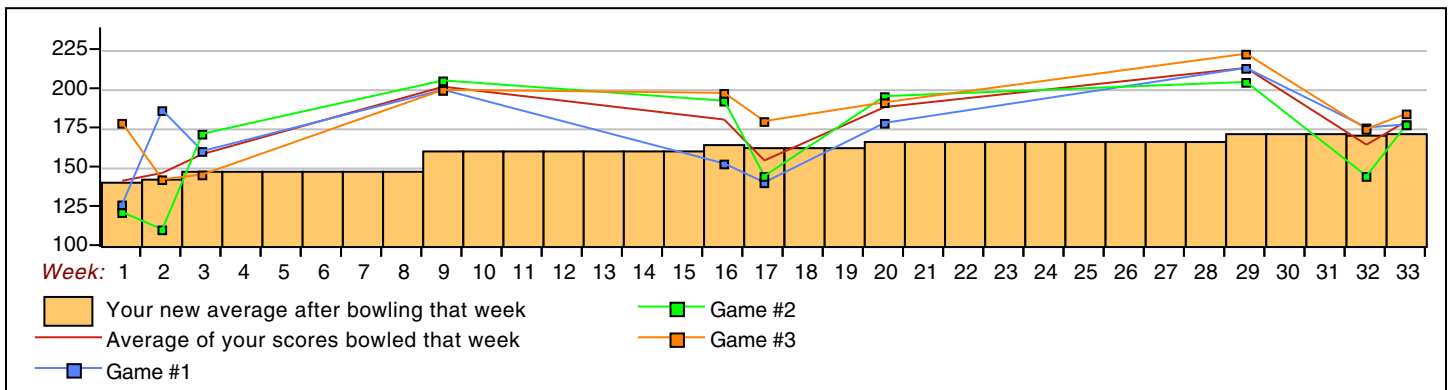
17	12/11/16	165	140	144	179	463	2946	18	163.67	-	165.53	=	-1.87	205	603	7.0	11.0	38.89%
18	12/18/16	163				0	2946	18	163.67	-	163.67	=	0.00	205	603	7.0	11.0	38.89%
19	01/08/17	163				0	2946	18	163.67	-	163.67	=	0.00	205	603	7.0	11.0	38.89%
20	01/15/17	163	<b>178</b>	<b>195</b>	<b>191</b>	564	3510	21	167.14	-	163.67	=	3.48	205	603	8.0	13.0	38.10%
21	01/22/17	167				0	3510	21	167.14	-	167.14	=	0.00	205	603	8.0	13.0	38.10%
22	01/29/17	167				0	3510	21	167.14	-	167.14	=	0.00	205	603	8.0	13.0	38.10%
23	01/29/17	167				0	3510	21	167.14	-	167.14	=	0.00	205	603	8.0	13.0	38.10%
24	02/05/17	167				0	3510	21	167.14	-	167.14	=	0.00	205	603	8.0	13.0	38.10%
25	02/12/17	167				0	3510	21	167.14	-	167.14	=	0.00	205	603	8.0	13.0	38.10%
26	02/19/17	167				0	3510	21	167.14	-	167.14	=	0.00	205	603	8.0	13.0	38.10%
27	02/26/17	167				0	3510	21	167.14	-	167.14	=	0.00	205	603	8.0	13.0	38.10%
28	02/26/17	167				0	3510	21	167.14	-	167.14	=	0.00	205	603	8.0	13.0	38.10%
29	03/05/17	167	<b>213</b>	<b>204</b>	<b>222</b>	639	4149	24	172.88	-	167.14	=	5.73	222	639	11.0	13.0	45.83%
30	03/12/17	172				0	4149	24	172.88	-	172.88	=	0.00	222	639	11.0	13.0	45.83%
31	03/12/17	172				0	4149	24	172.88	-	172.88	=	0.00	222	639	11.0	13.0	45.83%
32	03/19/17	172	<b>175</b>	144	174	493	4642	27	171.93	-	172.88	=	-0.95	222	639	12.0	15.0	44.44%
33	03/26/17	171	<b>177</b>	177	<b>184</b>	538	5180	30	172.67	-	171.93	=	0.74	222	639	14.0	16.0	46.67%

<u>&lt;100</u>	<u>100's</u>	<u>125's</u>	<u>150's</u>	<u>175's</u>	<u>200's</u>	<u>225's</u>	<u>250's</u>	<u>275's</u>	<u>300's</u>
	2	6	4	14	4				
<u>&lt;400</u>	<u>400's</u>	<u>450's</u>	<u>500's</u>	<u>550's</u>	<u>600's</u>	<u>650's</u>	<u>700's</u>	<u>750's</u>	<u>800's</u>
	2	3	2	1	2				

Ave of Game 1      Ave of Game 2      Ave of Game 3  
 170.60                      166.30                      181.10

#### High Scores by Game

Game #1: **213** on week **29**    Game #2: **205** on week **9**    Game #3: **222** on week **29**



# Sunday Morning Threesome

Sunday 9:00 am

*Classic Lanes*

Lanes 1 - 16

Note: This report includes information through March 26 which is Week 33 of 33

**Jason Traber's Bowling Record - Team 5: Bob-A-Rooz Boyz**

Week No.	Bowling Date	Old Ave	---Average Change---			Total	Pins	Gms	New - Old ---> +/-		High Game	High Sers	Points Won	Points Lost	%Won	
			-1-	-2-	-3-					=						
1	09/11/16	bk207				0	0	0	- 0.00	= 0.00	0	0			0.00%	
2	09/18/16	bk207	183	224	300	707	707	3	235.67	- 0.00	= 235.67	300	707	3.0		100.00%
3	09/25/16	bk207	175	239	194	608	1315	6	219.17	- 235.67	= -16.50	300	707	5.0	1.0	83.33%
4	10/02/16	bk207	180	180	170	530	1845	9	205.00	- 219.17	= -14.17	300	707	5.0	4.0	55.56%
5	10/09/16	205	216	212	223	651	2496	12	208.00	- 205.00	= 3.00	300	707	8.0	4.0	66.67%
6	10/09/16	208	239	229	248	716	3212	15	214.13	- 208.00	= 6.13	300	716	11.0	4.0	73.33%
7	10/16/16	214	215	206	206	627	3839	18	213.28	- 214.13	= -0.86	300	716	14.0	4.0	77.78%
8	10/23/16	213	202	223	198	623	4462	21	212.48	- 213.28	= -0.80	300	716	15.0	6.0	71.43%
9	10/30/16	212	202	277	184	663	5125	24	213.54	- 212.48	= 1.07	300	716	16.0	8.0	66.67%
10	11/06/16	213	185	228	203	616	5741	27	212.63	- 213.54	= -0.91	300	716	16.0	11.0	59.26%
11	11/06/16	212	200	212	146	558	6299	30	209.97	- 212.63	= -2.66	300	716	16.0	14.0	53.33%
12	11/13/16	209	235	223	200	658	6957	33	210.82	- 209.97	= 0.85	300	716	17.0	16.0	51.52%
13	11/20/16	210	195	193	214	602	7559	36	209.97	- 210.82	= -0.85	300	716	20.0	16.0	55.56%
14	11/27/16	209	183	213	182	578	8137	39	208.64	- 209.97	= -1.33	300	716	21.0	18.0	53.85%
15	11/27/16	208	198	193	236	627	8764	42	208.67	- 208.64	= 0.03	300	716	24.0	18.0	57.14%
16	12/04/16	208	248	220	197	665	9429	45	209.53	- 208.67	= 0.87	300	716	26.0	19.0	57.78%

**End of 1st part**

17	12/11/16	209	224	173	203	600	10029	48	208.94	- 209.53	= -0.60	300	716	27.0	21.0	56.25%
18	12/18/16	208	202	211	248	661	10690	51	209.61	- 208.94	= 0.67	300	716	29.0	22.0	56.86%
19	01/08/17	209	204	217	193	614	11304	54	209.33	- 209.61	= -0.27	300	716	32.0	22.0	59.26%
20	01/15/17	209				0	11304	54	209.33	- 209.33	= 0.00	300	716	32.0	22.0	59.26%
21	01/22/17	209	199	225	279	703	12007	57	210.65	- 209.33	= 1.32	300	716	34.0	23.0	59.65%
22	01/29/17	210	243	232	209	684	12691	60	211.52	- 210.65	= 0.87	300	716	37.0	23.0	61.67%
23	01/29/17	211	202	254	194	650	13341	63	211.76	- 211.52	= 0.25	300	716	40.0	23.0	63.49%
24	02/05/17	211	182	172	245	599	13940	66	211.21	- 211.76	= -0.55	300	716	41.0	25.0	62.12%
25	02/12/17	211	175	151	201	527	14467	69	209.67	- 211.21	= -1.55	300	716	41.0	28.0	59.42%
26	02/19/17	209	235	257	229	721	15188	72	210.94	- 209.67	= 1.28	300	721	43.0	29.0	59.72%
27	02/26/17	210	191	216	277	684	15872	75	211.63	- 210.94	= 0.68	300	721	45.0	30.0	60.00%
28	02/26/17	211	203	234	187	624	16496	78	211.49	- 211.63	= -0.14	300	721	46.0	32.0	58.97%
29	03/05/17	211	201	257	218	676	17172	81	212.00	- 211.49	= 0.51	300	721	47.0	34.0	58.02%
30	03/12/17	212	172	222	236	630	17802	84	211.93	- 212.00	= -0.07	300	721	50.0	34.0	59.52%
31	03/12/17	211	185	202	225	612	18414	87	211.66	- 211.93	= -0.27	300	721	50.0	37.0	57.47%
32	03/19/17	211	212	248	226	686	19100	90	212.22	- 211.66	= 0.57	300	721	53.0	37.0	58.89%
33	03/26/17	212	256	225	177	658	19758	93	212.45	- 212.22	= 0.23	300	721	55.0	38.0	59.14%

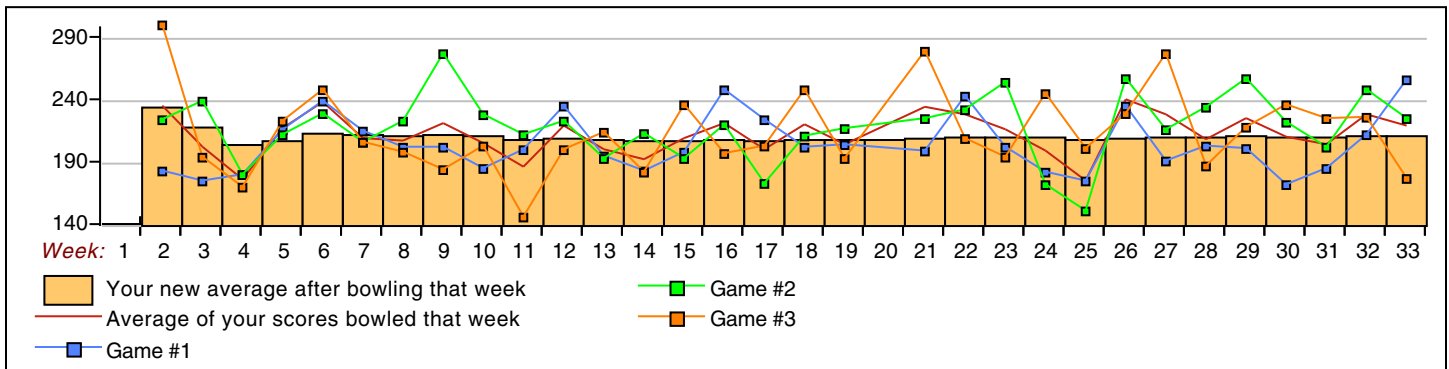
<u>&lt;100</u>	<u>100's</u>	<u>125's</u>	<u>150's</u>	<u>175's</u>	<u>200's</u>	<u>225's</u>	<u>250's</u>	<u>275's</u>	<u>300's</u>
		1	5	24	34	21	4	3	1
<u>&lt;400</u>	<u>400's</u>	<u>450's</u>	<u>500's</u>	<u>550's</u>	<u>600's</u>	<u>650's</u>	<u>700's</u>	<u>750's</u>	<u>800's</u>
			2	3	11	11	4		

Ave of Game 1
Ave of Game 2
Ave of Game 3

204.58
218.32
214.45

High Scores by Game

Game #1: 256 on week 33 Game #2: 277 on week 9 Game #3: 300 on week 2



# Sunday Morning Threesome

Sunday 9:00 am

## Classic Lanes

Lanes 1 - 16

Note: This report includes information through March 26 which is Week 33 of 33

**Brian Cywinski's Bowling Record - Team 5: Bob-A-Rooz Boyz**

Week No.	Bowling Date	Old Ave	Average Change			Total	Pins	Gms	---Average Change---			High Game	High Sers	Points Won	Points Lost	%Won		
			-1-	-2-	-3-				New	Old	--- +/-							
1	09/11/16	bk177	211	169	167	547	547	3	182.33	-	0.00	=	182.33	211	547	1.0	2.0	33.33%
2	09/18/16	bk177				0	547	3	182.33	-	182.33	=	0.00	211	547	1.0	2.0	33.33%
3	09/25/16	bk177	216	232	238	686	1233	6	205.50	-	182.33	=	23.17	238	686	4.0	2.0	66.67%
4	10/02/16	bk177	214	214	170	598	1831	9	203.44	-	205.50	=	-2.06	238	686	6.0	3.0	66.67%
5	10/09/16	203	185	216	197	598	2429	12	202.42	-	203.44	=	-1.03	238	686	8.0	4.0	66.67%
6	10/09/16	202	185	242	213	640	3069	15	204.60	-	202.42	=	2.18	242	686	10.0	5.0	66.67%
7	10/16/16	204	177	235	166	578	3647	18	202.61	-	204.60	=	-1.99	242	686	11.0	7.0	61.11%
8	10/23/16	202	165	154	181	500	4147	21	197.48	-	202.61	=	-5.13	242	686	11.0	10.0	52.38%
9	10/30/16	197				0	4147	21	197.48	-	197.48	=	0.00	242	686	11.0	10.0	52.38%
10	11/06/16	197	222	208	176	606	4753	24	198.04	-	197.48	=	0.57	242	686	13.0	11.0	54.17%
11	11/06/16	198	194	189	143	526	5279	27	195.52	-	198.04	=	-2.52	242	686	13.0	14.0	48.15%
12	11/13/16	195	177	213	132	522	5801	30	193.37	-	195.52	=	-2.15	242	686	14.0	16.0	46.67%
13	11/20/16	193	173	200	145	518	6319	33	191.48	-	193.37	=	-1.88	242	686	15.5	17.5	46.97%
14	11/27/16	191	210	176	164	550	6869	36	190.81	-	191.48	=	-0.68	242	686	17.5	18.5	48.61%
15	11/27/16	190	205	215	187	607	7476	39	191.69	-	190.81	=	0.89	242	686	17.5	21.5	44.87%
16	12/04/16	191				0	7476	39	191.69	-	191.69	=	0.00	242	686	17.5	21.5	44.87%

**End of 1st part**

17	12/11/16	191				0	7476	39	191.69	-	191.69	=	0.00	242	686	17.5	21.5	44.87%
18	12/18/16	191	196	185	189	570	8046	42	191.57	-	191.69	=	-0.12	242	686	19.5	22.5	46.43%
19	01/08/17	191	158	187	165	510	8556	45	190.13	-	191.57	=	-1.44	242	686	21.5	23.5	47.78%
20	01/15/17	190				0	8556	45	190.13	-	190.13	=	0.00	242	686	21.5	23.5	47.78%
21	01/22/17	190	191	164	191	546	9102	48	189.63	-	190.13	=	-0.51	242	686	22.5	25.5	46.88%
22	01/29/17	189	159	139	160	458	9560	51	187.45	-	189.63	=	-2.17	242	686	23.5	27.5	46.08%
23	01/29/17	187	211	171	173	555	10115	54	187.31	-	187.45	=	-0.14	242	686	26.5	27.5	49.07%
24	02/05/17	187	221	222	178	621	10736	57	188.35	-	187.31	=	1.04	242	686	28.5	28.5	50.00%
25	02/12/17	188	236	195	192	623	11359	60	189.32	-	188.35	=	0.97	242	686	30.5	29.5	50.83%
26	02/19/17	189	211	183	154	548	11907	63	189.00	-	189.32	=	-0.32	242	686	31.5	31.5	50.00%
27	02/26/17	189	169	158	157	484	12391	66	187.74	-	189.00	=	-1.26	242	686	31.5	34.5	47.73%
28	02/26/17	187	139	164	156	459	12850	69	186.23	-	187.74	=	-1.51	242	686	31.5	37.5	45.65%
29	03/05/17	186				0	12850	69	186.23	-	186.23	=	0.00	242	686	31.5	37.5	45.65%
30	03/12/17	186	171	201	199	571	13421	72	186.40	-	186.23	=	0.17	242	686	33.5	38.5	46.53%
31	03/12/17	186	187	229	275	691	14112	75	188.16	-	186.40	=	1.76	275	691	35.5	39.5	47.33%
32	03/19/17	188				0	14112	75	188.16	-	188.16	=	0.00	275	691	35.5	39.5	47.33%
33	03/26/17	188	186	182	113	481	14593	78	187.09	-	188.16	=	-1.07	275	691	35.5	39.5	47.33%

<u>&lt;100</u>	<u>100's</u>	<u>125's</u>	<u>150's</u>	<u>175's</u>	<u>200's</u>	<u>225's</u>	<u>250's</u>	<u>275's</u>	<u>300's</u>
	1	5	22	25	18	6		1	
<u>&lt;400</u>	<u>400's</u>	<u>450's</u>	<u>500's</u>	<u>550's</u>	<u>600's</u>	<u>650's</u>	<u>700's</u>	<u>750's</u>	<u>800's</u>
		4	8	7	5	2			

<u>Ave of Game 1</u>	<u>Ave of Game 2</u>	<u>Ave of Game 3</u>
191.12	193.96	176.19

High Scores by Game

Game #1: 236 on week 25 Game #2: 242 on week 6 Game #3: 275 on week 31

