

Sunday 9:00 am

Classic Lanes

Lanes 1 - 16

Note: This report includes information through March 26 which is Week 33 of 33

Team 7: Pomp's Tire Service Inc

Name	Pins	Gms	True Average	Book Ave	High Game	High Sers	Points Won	Points Lost	%Won
Secora Jr, John	18900	96	196.88	208	266	698	54.5	41.5	56.77%
Secora, John C.	20946	99	211.58	206	289	719	55.0	44.0	55.56%
Phillips, Brandon	7853	36	218.14	200	286	714	20.0	16.0	55.56%
Guida Sr, Nick	9897	60	164.95	170	246	568	27.5	32.5	45.83%

Team History

Week No.	Bowling Date	Opp. Team	-1-	-2-	-3-	Total	Last Wk WON	Last Wk Lost	Points Won	Points Lost	Year-To-Date WON	Y-T-D LOST	High Game	High Sers
1	09/11/16	8	586	654	561	1801	6	10	6	10	6	10	654	1801
2	09/18/16	11	542	582	589	1713	11	5	17	15	17	15	654	1801
3	09/25/16	13	564	579	599	1742	12	4	29	19	29	19	654	1801
4	10/02/16	4	590	581	667	1838	7½	8½	36½	27½	36½	27½	667	1838
5	10/09/16	10	572	608	539	1719	12	4	48½	31½	48½	31½	667	1838
6	10/09/16	2	664	549	540	1753	11	5	59½	36½	59½	36½	667	1838
7	10/16/16	16	462	483	373	1318	0	16	59½	52½	59½	52½	667	1838
8	10/23/16	6	467	543	516	1526	5	11	64½	63½	64½	63½	667	1838
9	10/30/16	5	597	618	575	1790	8	8	72½	71½	72½	71½	667	1838
10	11/06/16	15	491	578	675	1744	10	6	82½	77½	82½	77½	675	1838
11	11/06/16	3	507	553	546	1606	9	7	91½	84½	91½	84½	675	1838
12	11/13/16	14	575	605	555	1735	11	5	102½	89½	102½	89½	675	1838
13	11/20/16	12	585	592	582	1759	14	2	116½	91½	116½	91½	675	1838
14	11/27/16	1	501	559	646	1706	8	8	124½	99½	124½	99½	675	1838
15	11/27/16	9	605	597	658	1860	11	5	135½	104½	135½	104½	675	1860
16	12/04/16	8	499	529	577	1605	11	5	146½	109½	146½	109½	675	1860

End of 1st part

17	12/11/16	8	558	648	568	1774	8½	7½	8½	7½	155	117	675	1860
18	12/18/16	11	582	621	594	1797	12	4	20½	11½	167	121	675	1860
19	01/08/17	13	558	518	617	1693	11	5	31½	16½	178	126	675	1860
20	01/15/17	4	651	606	564	1821	10	6	41½	22½	188	132	675	1860
21	01/22/17	10	604	647	513	1764	10	6	51½	28½	198	138	675	1860
22	01/29/17	2	518	611	702	1831	8	8	59½	36½	206	146	702	1860
23	01/29/17	16	633	580	618	1831	9	7	68½	43½	215	153	702	1860
24	02/05/17	6	540	673	572	1785	13	3	81½	46½	228	156	702	1860
25	02/12/17	5	566	729	644	1939	11	5	92½	51½	239	161	729	1939
26	02/19/17	15	601	535	676	1812	7	9	99½	60½	246	170	729	1939
27	02/26/17	3	638	670	627	1935	10	6	109½	66½	256	176	729	1939
28	02/26/17	14	542	655	644	1841	9½	6½	119	73	265½	182½	729	1939
29	03/05/17	12	622	569	555	1746	2	14	121	87	267½	196½	729	1939
30	03/12/17	1	543	626	737	1906	7	9	128	96	274½	205½	737	1939
31	03/12/17	9	729	675	648	2052	14	2	142	98	288½	207½	737	2052
32	03/19/17	15	681	681	638	2000	13	3	155	101	301½	210½	737	2052
33	03/26/17	16	683	633	638	1954	13	3	168	104	314½	213½	737	2052

Sunday Morning Threesome

Sunday 9:00 am

Classic Lanes

Lanes 1 - 16

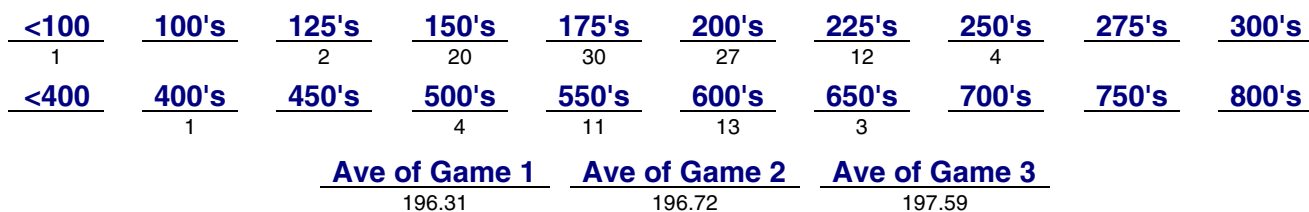
Note: This report includes information through March 26 which is Week 33 of 33

John Secora Jr's Bowling Record - Team 7: Pomp's Tire Service Inc

Week No.	Bowling Date	Old Ave	---Average Change---			Total	Pins	Gms	---Average Change---			High Game	High Sers	Points Won	Points Lost	%Won		
			-1-	-2-	-3-				New - Old	--- +/-								
1	09/11/16	bk208	209	230	152	591	591	3	197.00	-	0.00	=	197.00	230	591	2.0	1.0	66.67%
2	09/18/16	bk208	222	172	213	607	1198	6	199.67	-	197.00	=	2.67	230	607	4.0	2.0	66.67%
3	09/25/16	bk208	228	222	175	625	1823	9	202.56	-	199.67	=	2.89	230	625	6.0	3.0	66.67%
4	10/02/16	202	180	168	191	539	2362	12	196.83	-	202.56	=	-5.72	230	625	6.0	6.0	50.00%
5	10/09/16	196	227	172	161	560	2922	15	194.80	-	196.83	=	-2.03	230	625	8.0	7.0	53.33%
6	10/09/16	194	231	242	204	677	3599	18	199.94	-	194.80	=	5.14	242	677	11.0	7.0	61.11%
7	10/16/16	199	162	146	98	406	4005	21	190.71	-	199.94	=	-9.23	242	677	11.0	10.0	52.38%
8	10/23/16	190	159	183	161	503	4508	24	187.83	-	190.71	=	-2.88	242	677	12.0	12.0	50.00%
9	10/30/16	187	193	200	220	613	5121	27	189.67	-	187.83	=	1.83	242	677	14.0	13.0	51.85%
10	11/06/16	189	159	180	199	538	5659	30	188.63	-	189.67	=	-1.03	242	677	15.0	15.0	50.00%
11	11/06/16	188	198	189	182	569	6228	33	188.73	-	188.63	=	0.09	242	677	17.0	16.0	51.52%
12	11/13/16	188	216	192	174	582	6810	36	189.17	-	188.73	=	0.44	242	677	19.0	17.0	52.78%
13	11/20/16	189	191	218	213	622	7432	39	190.56	-	189.17	=	1.40	242	677	21.0	18.0	53.85%
14	11/27/16	190	174	173	247	594	8026	42	191.10	-	190.56	=	0.53	247	677	23.0	19.0	54.76%
15	11/27/16	191	221	202	222	645	8671	45	192.69	-	191.10	=	1.59	247	677	24.0	21.0	53.33%
16	12/04/16	192	173	176	179	528	9199	48	191.65	-	192.69	=	-1.04	247	677	26.0	22.0	54.17%

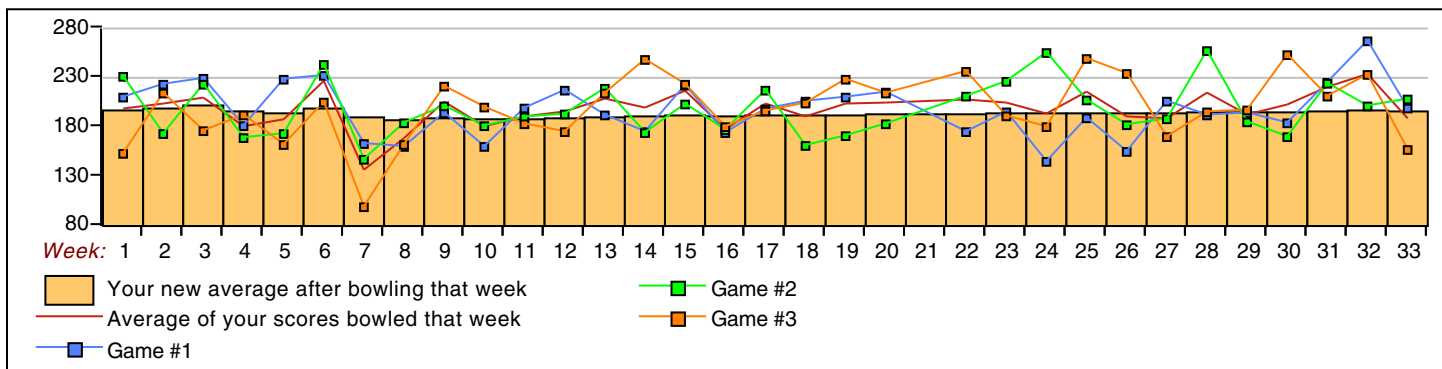
End of 1st part

17	12/11/16	191	197	216	195	608	9807	51	192.29	-	191.65	=	0.65	247	677	28.5	22.5	55.88%
18	12/18/16	192	205	160	203	568	10375	54	192.13	-	192.29	=	-0.16	247	677	30.5	23.5	56.48%
19	01/08/17	192	209	170	227	606	10981	57	192.65	-	192.13	=	0.52	247	677	33.5	23.5	58.77%
20	01/15/17	192	214	182	213	609	11590	60	193.17	-	192.65	=	0.52	247	677	35.5	24.5	59.17%
21	01/22/17	193				0	11590	60	193.17	-	193.17	=	0.00	247	677	35.5	24.5	59.17%
22	01/29/17	193	174	210	235	619	12209	63	193.79	-	193.17	=	0.63	247	677	37.5	25.5	59.52%
23	01/29/17	193	194	225	190	609	12818	66	194.21	-	193.79	=	0.42	247	677	38.5	27.5	58.33%
24	02/05/17	194	144	254	179	577	13395	69	194.13	-	194.21	=	-0.08	254	677	40.5	28.5	58.70%
25	02/12/17	194	188	206	248	642	14037	72	194.96	-	194.13	=	0.83	254	677	42.5	29.5	59.03%
26	02/19/17	194	154	181	233	568	14605	75	194.73	-	194.96	=	-0.22	254	677	44.5	30.5	59.33%
27	02/26/17	194	205	187	169	561	15166	78	194.44	-	194.73	=	-0.30	254	677	45.5	32.5	58.33%
28	02/26/17	194	191	256	194	641	15807	81	195.15	-	194.44	=	0.71	256	677	46.5	34.5	57.41%
29	03/05/17	195	193	184	196	573	16380	84	195.00	-	195.15	=	-0.15	256	677	46.5	37.5	55.36%
30	03/12/17	195	183	169	252	604	16984	87	195.22	-	195.00	=	0.22	256	677	47.5	39.5	54.60%
31	03/12/17	195	224	223	210	657	17641	90	196.01	-	195.22	=	0.79	256	677	50.5	39.5	56.11%
32	03/19/17	196	266	200	232	698	18339	93	197.19	-	196.01	=	1.18	266	698	52.5	40.5	56.45%
33	03/26/17	197	198	207	166	561	18900	96	196.88	-	197.19	=	-0.32	266	698	54.5	41.5	56.77%



High Scores by Game

Game #1: 266 on week 32 Game #2: 256 on week 28 Game #3: 252 on week 30



Sunday Morning Threesome

Sunday 9:00 am

Classic Lanes

Lanes 1 - 16

Note: This report includes information through March 26 which is Week 33 of 33

John C. Secora's Bowling Record - Team 7: Pomp's Tire Service Inc

Week No.	Bowling Date	Old Ave	Average			Total	Pins	Gms	---Average Change---			High Game	High Sers	Points Won	Points Lost	%Won			
			-1-	-2-	-3-				New	Old	+/								
1	09/11/16	bk206	245	211	247	703	703	3	234.33	-	0.00	=	234.33	247	703	1.0	2.0	33.33%	
2	09/18/16	bk206	179	247	235	661	1364	6	227.33	-	234.33	=	-7.00	247	703	4.0	2.0	66.67%	
3	09/25/16	bk206	194	179	226	599	1963	9	218.11	-	227.33	=	-9.22	247	703	5.0	4.0	55.56%	
4	10/02/16		218	222	182	228	632	2595	12	216.25	-	218.11	=	-1.86	247	703	7.0	5.0	58.33%
5	10/09/16		216	217	289	165	671	3266	15	217.73	-	216.25	=	1.48	289	703	9.0	6.0	60.00%
6	10/09/16		217	201	152	200	553	3819	18	212.17	-	217.73	=	-5.57	289	703	9.0	9.0	50.00%
7	10/16/16		212	150	200	151	501	4320	21	205.71	-	212.17	=	-6.45	289	703	9.0	12.0	42.86%
8	10/23/16		205	147	207	189	543	4863	24	202.63	-	205.71	=	-3.09	289	703	10.0	14.0	41.67%
9	10/30/16		202	259	224	200	683	5546	27	205.41	-	202.63	=	2.78	289	703	12.0	15.0	44.44%
10	11/06/16		205	171	239	234	644	6190	30	206.33	-	205.41	=	0.93	289	703	14.0	16.0	46.67%
11	11/06/16		206	183	194	193	570	6760	33	204.85	-	206.33	=	-1.48	289	703	15.0	18.0	45.45%
12	11/13/16		204	189	246	234	669	7429	36	206.36	-	204.85	=	1.51	289	703	18.0	18.0	50.00%
13	11/20/16		206	195	243	213	651	8080	39	207.18	-	206.36	=	0.82	289	703	21.0	18.0	53.85%
14	11/27/16		207	212	221	227	660	8740	42	208.10	-	207.18	=	0.92	289	703	23.0	19.0	54.76%
15	11/27/16		208	205	204	238	647	9387	45	208.60	-	208.10	=	0.50	289	703	25.0	20.0	55.56%
16	12/04/16		208	178	146	224	548	9935	48	206.98	-	208.60	=	-1.62	289	703	26.0	22.0	54.17%

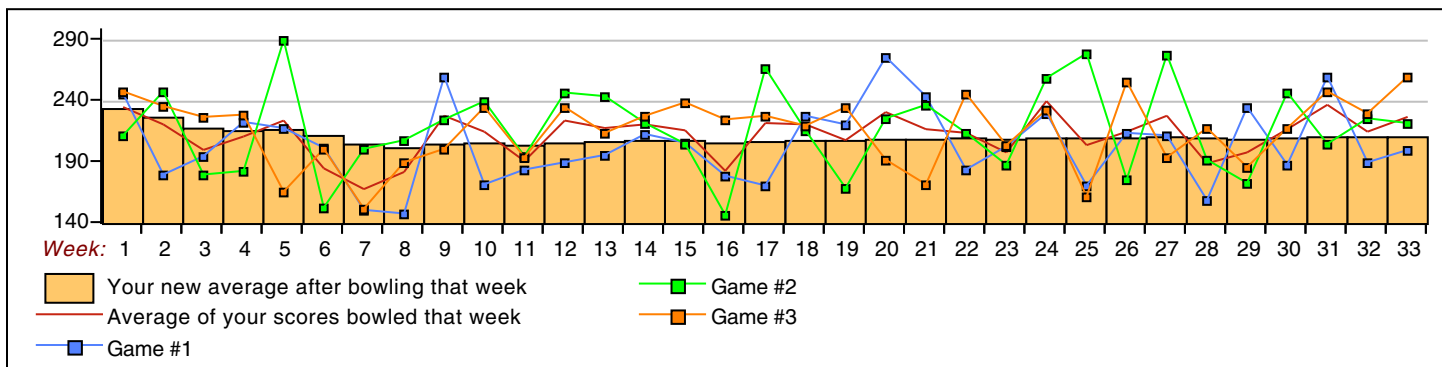
End of 1st part

17	12/11/16	206	170	266	227	663	10598	51	207.80	-	206.98	=	0.82	289	703	27.0	24.0	52.94%
18	12/18/16	207	227	215	219	661	11259	54	208.50	-	207.80	=	0.70	289	703	28.0	26.0	51.85%
19	01/08/17	208	220	168	234	622	11881	57	208.44	-	208.50	=	-0.06	289	703	30.0	27.0	52.63%
20	01/15/17	208	275	225	191	691	12572	60	209.53	-	208.44	=	1.09	289	703	32.0	28.0	53.33%
21	01/22/17	209	243	236	171	650	13222	63	209.87	-	209.53	=	0.34	289	703	34.0	29.0	53.97%
22	01/29/17	209	183	213	245	641	13863	66	210.05	-	209.87	=	0.17	289	703	35.0	31.0	53.03%
23	01/29/17	210	202	187	203	592	14455	69	209.49	-	210.05	=	-0.55	289	703	36.0	33.0	52.17%
24	02/05/17	209	229	258	232	719	15174	72	210.75	-	209.49	=	1.26	289	719	39.0	33.0	54.17%
25	02/12/17	210	170	278	161	609	15783	75	210.44	-	210.75	=	-0.31	289	719	40.0	35.0	53.33%
26	02/19/17	210	213	175	255	643	16426	78	210.59	-	210.44	=	0.15	289	719	42.0	36.0	53.85%
27	02/26/17	210	211	277	193	681	17107	81	211.20	-	210.59	=	0.61	289	719	44.0	37.0	54.32%
28	02/26/17	211	158	191	217	566	17673	84	210.39	-	211.20	=	-0.80	289	719	45.0	39.0	53.57%
29	03/05/17	210	234	172	185	591	18264	87	209.93	-	210.39	=	-0.46	289	719	46.0	41.0	52.87%
30	03/12/17	209	187	246	217	650	18914	90	210.16	-	209.93	=	0.22	289	719	48.0	42.0	53.33%
31	03/12/17	210	259	204	247	710	19624	93	211.01	-	210.16	=	0.86	289	719	51.0	42.0	54.84%
32	03/19/17	211	189	225	229	643	20267	96	211.11	-	211.01	=	0.10	289	719	53.0	43.0	55.21%
33	03/26/17	211	499	221	259	679	20946	99	211.58	-	211.11	=	0.46	289	719	55.0	44.0	55.56%

<u><100</u>	<u>100's</u>	<u>125's</u>	<u>150's</u>	<u>175's</u>	<u>200's</u>	<u>225's</u>	<u>250's</u>	<u>275's</u>	<u>300's</u>
		2	12	21	27	27	6	4	
<u><400</u>	<u>400's</u>	<u>450's</u>	<u>500's</u>	<u>550's</u>	<u>600's</u>	<u>650's</u>	<u>700's</u>	<u>750's</u>	<u>800's</u>
			3	6	8	13	3		
<u>Ave of Game 1</u>			<u>Ave of Game 2</u>			<u>Ave of Game 3</u>			
203.52			216.39			214.82			

High Scores by Game

Game #1: **275** on week **20** Game #2: **289** on week **5** Game #3: **259** on week **33**



Sunday Morning Threesome

Sunday 9:00 am

Classic Lanes

Lanes 1 - 16

Note: This report includes information through March 26 which is Week 33 of 33

Brandon Phillips's Bowling Record - Team 7: Pomp's Tire Service Inc

Week No.	Bowling Date	Old Ave	---Average Change---			Total	Pins	Gms	---Average Change---			High Game	High Sers	Points Won	Points Lost	%Won
			-1-	-2-	-3-				New - Old	---> +/-						
1	09/11/16	180				0	0	0	- 0.00	= 0.00	0	0			0.00%	
2	09/18/16	bk200				0	0	0	- 0.00	= 0.00	0	0			0.00%	
3	09/25/16	bk200				0	0	0	- 0.00	= 0.00	0	0			0.00%	
4	10/02/16	bk200	188	231	248	667	667	3	222.33	- 0.00	= 222.33	248	667	1.5	1.5	50.00%
5	10/09/16	bk200				0	667	3	222.33	- 222.33	= 0.00	248	667	1.5	1.5	50.00%
6	10/09/16	bk200				0	667	3	222.33	- 222.33	= 0.00	248	667	1.5	1.5	50.00%
7	10/16/16	bk200				0	667	3	222.33	- 222.33	= 0.00	248	667	1.5	1.5	50.00%
8	10/23/16	bk200				0	667	3	222.33	- 222.33	= 0.00	248	667	1.5	1.5	50.00%
9	10/30/16	222				0	667	3	222.33	- 222.33	= 0.00	248	667	1.5	1.5	50.00%
10	11/06/16	bk200				0	667	3	222.33	- 222.33	= 0.00	248	667	1.5	1.5	50.00%
11	11/06/16	bk200				0	667	3	222.33	- 222.33	= 0.00	248	667	1.5	1.5	50.00%
12	11/13/16	bk200				0	667	3	222.33	- 222.33	= 0.00	248	667	1.5	1.5	50.00%
13	11/20/16	bk200				0	667	3	222.33	- 222.33	= 0.00	248	667	1.5	1.5	50.00%
14	11/27/16	bk200				0	667	3	222.33	- 222.33	= 0.00	248	667	1.5	1.5	50.00%
15	11/27/16	bk200				0	667	3	222.33	- 222.33	= 0.00	248	667	1.5	1.5	50.00%
16	12/04/16	bk200				0	667	3	222.33	- 222.33	= 0.00	248	667	1.5	1.5	50.00%

End of 1st part

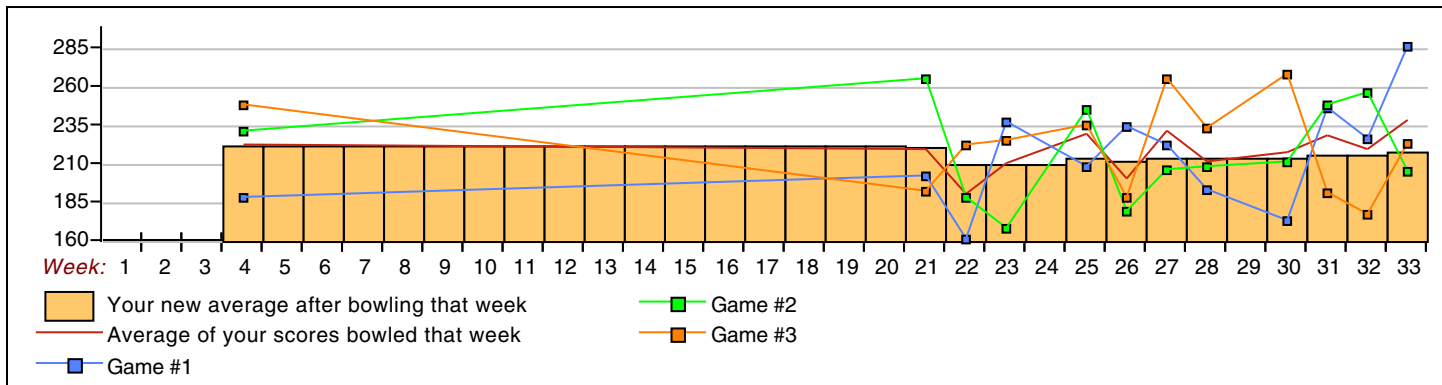
17	12/11/16	bk200				0	667	3	222.33	- 222.33	= 0.00	248	667	1.5	1.5	50.00%
18	12/18/16	bk200				0	667	3	222.33	- 222.33	= 0.00	248	667	1.5	1.5	50.00%
19	01/08/17	bk200				0	667	3	222.33	- 222.33	= 0.00	248	667	1.5	1.5	50.00%
20	01/15/17	bk200				0	667	3	222.33	- 222.33	= 0.00	248	667	1.5	1.5	50.00%
21	01/22/17	bk200	202	265	192	659	1326	6	221.00	- 222.33	= -1.33	265	667	3.5	2.5	58.33%
22	01/29/17	bk200	161	188	222	571	1897	9	210.78	- 221.00	= -10.22	265	667	3.5	5.5	38.89%
23	01/29/17	210	237	168	225	630	2527	12	210.58	- 210.78	= -0.19	265	667	5.5	6.5	45.83%
24	02/05/17	210				0	2527	12	210.58	- 210.58	= 0.00	265	667	5.5	6.5	45.83%
25	02/12/17	210	208	245	235	688	3215	15	214.33	- 210.58	= 3.75	265	688	8.5	6.5	56.67%
26	02/19/17	214	234	179	188	601	3816	18	212.00	- 214.33	= -2.33	265	688	9.5	8.5	52.78%
27	02/26/17	212	222	206	265	693	4509	21	214.71	- 212.00	= 2.71	265	693	11.5	9.5	54.76%
28	02/26/17	214	193	208	233	634	5143	24	214.29	- 214.71	= -0.42	265	693	13.0	11.0	54.17%
29	03/05/17	214				0	5143	24	214.29	- 214.29	= 0.00	265	693	13.0	11.0	54.17%
30	03/12/17	214	173	211	268	652	5795	27	214.63	- 214.29	= 0.34	268	693	15.0	12.0	55.56%
31	03/12/17	214	246	248	191	685	6480	30	216.00	- 214.63	= 1.37	268	693	16.0	14.0	53.33%
32	03/19/17	216	226	256	177	659	7139	33	216.33	- 216.00	= 0.33	268	693	18.0	15.0	54.55%
33	03/26/17	216	286	205	223	714	7853	36	218.14	- 216.33	= 1.81	286	714	20.0	16.0	55.56%

<u><100</u>	<u>100's</u>	<u>125's</u>	<u>150's</u>	<u>175's</u>	<u>200's</u>	<u>225's</u>	<u>250's</u>	<u>275's</u>	<u>300's</u>
			3	8	9	11	4	1	
<u><400</u>	<u>400's</u>	<u>450's</u>	<u>500's</u>	<u>550's</u>	<u>600's</u>	<u>650's</u>	<u>700's</u>	<u>750's</u>	<u>800's</u>
			1	3	7	1			

<u>Ave of Game 1</u>	<u>Ave of Game 2</u>	<u>Ave of Game 3</u>
214.67	217.50	222.25

High Scores by Game

Game #1: 286 on week 33 Game #2: 265 on week 21 Game #3: 268 on week 30



Sunday Morning Threesome

Sunday 9:00 am

Classic Lanes

Lanes 1 - 16

Note: This report includes information through March 26 which is Week 33 of 33

Nick Guida's Bowling Record - Team 7: Pomp's Tire Service Inc

Week No.	Bowling Date	Old Ave	---Average Change---			Total	Pins	Gms	New - Old --> +/-			High Game	High Sers	Points Won	Points Lost	%Won		
			-1-	-2-	-3-													
1	09/11/16	bk170	132	213	162	507	507	3	169.00	-	0.00	=	169.00	213	507	1.0	2.0	33.33%
2	09/18/16	bk170	141	163	141	445	952	6	158.67	-	169.00	=	-10.33	213	507	2.0	4.0	33.33%
3	09/25/16	bk170				0	952	6	158.67	-	158.67	=	0.00	213	507	2.0	4.0	33.33%
4	10/02/16	bk170				0	952	6	158.67	-	158.67	=	0.00	213	507	2.0	4.0	33.33%
5	10/09/16	bk170	128	147	213	488	1440	9	160.00	-	158.67	=	1.33	213	507	3.0	6.0	33.33%
6	10/09/16	160	232	155	136	523	1963	12	163.58	-	160.00	=	3.58	232	523	4.5	7.5	37.50%
7	10/16/16	163	150	137	124	411	2374	15	158.27	-	163.58	=	-5.32	232	523	4.5	10.5	30.00%
8	10/23/16	158	161	153	166	480	2854	18	158.56	-	158.27	=	0.29	232	523	5.5	12.5	30.56%
9	10/30/16	158	145	194	155	494	3348	21	159.43	-	158.56	=	0.87	232	523	5.5	15.5	26.19%
10	11/06/16	159	161	159	242	562	3910	24	162.92	-	159.43	=	3.49	242	562	7.5	16.5	31.25%
11	11/06/16	162	126	170	171	467	4377	27	162.11	-	162.92	=	-0.81	242	562	9.5	17.5	35.19%
12	11/13/16	162	170	167	147	484	4861	30	162.03	-	162.11	=	-0.08	242	562	10.5	19.5	35.00%
13	11/20/16	162	199	131	156	486	5347	33	162.03	-	162.03	=	0.00	242	562	12.5	20.5	37.88%
14	11/27/16	162	115	165	172	452	5799	36	161.08	-	162.03	=	-0.95	242	562	13.5	22.5	37.50%
15	11/27/16	161	179	191	198	568	6367	39	163.26	-	161.08	=	2.17	242	568	16.5	22.5	42.31%
16	12/04/16	163	148	207	174	529	6896	42	164.19	-	163.26	=	0.93	242	568	19.5	22.5	46.43%

End of 1st part

17	12/11/16	164	191	166	146	503	7399	45	164.42	-	164.19	=	0.23	242	568	21.5	23.5	47.78%
18	12/18/16	164	150	246	172	568	7967	48	165.98	-	164.42	=	1.56	246	568	23.5	24.5	48.96%
19	01/08/17	165	129	180	156	465	8432	51	165.33	-	165.98	=	-0.65	246	568	24.5	26.5	48.04%
20	01/15/17	165	162	199	160	521	8953	54	165.80	-	165.33	=	0.46	246	568	25.5	28.5	47.22%
21	01/22/17	165	159	146	150	455	9408	57	165.05	-	165.80	=	-0.74	246	568	26.5	30.5	46.49%
22	01/29/17	165				0	9408	57	165.05	-	165.05	=	0.00	246	568	26.5	30.5	46.49%
23	01/29/17	165				0	9408	57	165.05	-	165.05	=	0.00	246	568	26.5	30.5	46.49%
24	02/05/17	165	167	161	161	489	9897	60	164.95	-	165.05	=	-0.10	246	568	27.5	32.5	45.83%
25	02/12/17	164				0	9897	60	164.95	-	164.95	=	0.00	246	568	27.5	32.5	45.83%
26	02/19/17	164				0	9897	60	164.95	-	164.95	=	0.00	246	568	27.5	32.5	45.83%
27	02/26/17	164				0	9897	60	164.95	-	164.95	=	0.00	246	568	27.5	32.5	45.83%
28	02/26/17	164				0	9897	60	164.95	-	164.95	=	0.00	246	568	27.5	32.5	45.83%
29	03/05/17	164				0	9897	60	164.95	-	164.95	=	0.00	246	568	27.5	32.5	45.83%
30	03/12/17	164				0	9897	60	164.95	-	164.95	=	0.00	246	568	27.5	32.5	45.83%
31	03/12/17	164				0	9897	60	164.95	-	164.95	=	0.00	246	568	27.5	32.5	45.83%
32	03/19/17	164				0	9897	60	164.95	-	164.95	=	0.00	246	568	27.5	32.5	45.83%
33	03/26/17	164				0	9897	60	164.95	-	164.95	=	0.00	246	568	27.5	32.5	45.83%

<100	<u>100's</u>	<u>125's</u>	<u>150's</u>	<u>175's</u>	<u>200's</u>	<u>225's</u>	<u>250's</u>	<u>275's</u>	<u>300's</u>
	2	15	29	8	3	3			
<400	<u>400's</u>	<u>450's</u>	<u>500's</u>	<u>550's</u>	<u>600's</u>	<u>650's</u>	<u>700's</u>	<u>750's</u>	<u>800's</u>
	2	10	5	3					

<u>Ave of Game 1</u>	<u>Ave of Game 2</u>	<u>Ave of Game 3</u>
157.25	172.50	165.10

High Scores by Game

Game #1: 232 on week 6 Game #2: 246 on week 18 Game #3: 242 on week 10

