

Sunday 9:00 am

Classic Lanes

Lanes 1 - 16

Note: This report includes information through March 26 which is Week 33 of 33

Team 9: 3 Generations

Name	Pins	Gms	True Average	Book Ave	High Game	High Sers	Points Won	Points Lost	%Won
Wiegert, Brad	17071	90	189.68	180	277	735	39.5	70.0	36.07%
Wiegert, Brian	15834	93	170.26	—	246	642	38.5	54.5	41.40%
Raabe, Harry	16278	96	169.56	—	227	594	49.5	46.5	51.56%
Wiegert, Angela	1689	9	187.67	—	246	642	1.0	8.0	11.11%

Team History

Week No.	Bowling Date	Opp. Team	-1-	-2-	-3-	Total	Last Wk WON	Last Wk Lost	Points Won	Points Lost	Year-To-Date WON	Y-T-D LOST	High Game	High Sers
1	09/11/16	10	486	511	441	1438	10	6	10	6	10	6	511	1438
2	09/18/16	2	562	517	499	1578	16	0	26	6	26	6	562	1578
3	09/25/16	16	508	582	571	1661	10	6	36	12	36	12	582	1661
4	10/02/16	6	568	549	518	1635	2	14	38	26	38	26	582	1661
5	10/09/16	11	539	578	568	1685	7	9	45	35	45	35	582	1685
6	10/09/16	13	542	532	565	1639	8	8	53	43	53	43	582	1685
7	10/16/16	4	526	562	494	1582	7	9	60	52	60	52	582	1685
8	10/23/16	8	479	531	529	1539	11	5	71	57	71	57	582	1685
9	10/30/16	12	580	483	446	1509	3	13	74	70	74	70	582	1685
10	11/06/16	14	538	517	534	1589	5	11	79	81	79	81	582	1685
11	11/06/16	1	551	543	554	1648	6	10	85	91	85	91	582	1685
12	11/13/16	15	449	477	476	1402	7	9	92	100	92	100	582	1685
13	11/20/16	5	506	512	466	1484	5½	10½	97½	110½	97½	110½	582	1685
14	11/27/16	3	567	570	594	1731	13	3	110½	113½	110½	113½	594	1731
15	11/27/16	7	491	594	548	1633	5	11	115½	124½	115½	124½	594	1731
16	12/04/16	15	548	502	546	1596	5½	10½	121	135	121	135	594	1731

End of 1st part

17	12/11/16	10	512	491	545	1548	4	12	4	12	125	147	594	1731
18	12/18/16	2	470	618	519	1607	5	11	9	23	130	158	618	1731
19	01/08/17	16	515	599	517	1631	13	3	22	26	143	161	618	1731
20	01/15/17	6	535	503	468	1506	2	14	24	40	145	175	618	1731
21	01/22/17	11	523	623	500	1646	13	3	37	43	158	178	623	1731
22	01/29/17	13	492	481	553	1526	0	16	37	59	158	194	623	1731
23	01/29/17	4	598	611	673	1882	15	1	52	60	173	195	673	1882
24	02/05/17	8	477	519	525	1521	2	14	54	74	175	209	673	1882
25	02/12/17	12	460	456	422	1338	2	14	56	88	177	223	673	1882
26	02/19/17	14	530	489	542	1561	4	12	60	100	181	235	673	1882
27	02/26/17	1	470	514	578	1562	2	14	62	114	183	249	673	1882
28	02/26/17	15	577	510	533	1620	4½	11½	66½	125½	187½	260½	673	1882
29	03/05/17	5	486	557	604	1647	5	11	71½	136½	192½	271½	673	1882
30	03/12/17	3	546	581	598	1725	14	2	85½	138½	206½	273½	673	1882
31	03/12/17	7	541	537	558	1636	2	14	87½	152½	208½	287½	673	1882
32	03/19/17	16	469	490	514	1473	6	10	93½	162½	214½	297½	673	1882
33	03/26/17	12	491	493	532	1516	4	12	97½	174½	218½	309½	673	1882

Sunday Morning Threesome

Sunday 9:00 am

Classic Lanes

Lanes 1 - 16

Note: This report includes information through March 26 which is Week 33 of 33

Brad Wiegert's Bowling Record - Team 9: 3 Generations

Week No.	Bowling Date	Old Ave	---Average Change---			Total	Pins	Gms	New - Old ---> +/-			High Game	High Sers	Points Won	Points Lost	%Won		
			-1-	-2-	-3-					=								
1	09/11/16	bk180	184	174	192	550	550	3	183.33	-	0.00	=	183.33	192	550	1.0	2.0	33.33%
2	09/18/16	bk180	171	145	185	501	1051	6	175.17	-	183.33	=	-8.17	192	550	4.0	2.0	66.67%
3	09/25/16	bk180	214	275	200	689	1740	9	193.33	-	175.17	=	18.17	275	689	5.0	4.0	55.56%
4	10/02/16	193	172	195	164	531	2271	12	189.25	-	193.33	=	-4.08	275	689	6.0	6.0	50.00%
5	10/09/16	189	162	226	220	608	2879	15	191.93	-	189.25	=	2.68	275	689	8.0	7.0	53.33%
6	10/09/16	191	202	222	158	582	3461	18	192.28	-	191.93	=	0.34	275	689	9.0	9.0	50.00%
7	10/16/16	192	163	233	162	558	4019	21	191.38	-	192.28	=	-0.90	275	689	10.0	11.0	47.62%
8	10/23/16	191	179	163	163	505	4524	24	188.50	-	191.38	=	-2.88	275	689	11.0	13.0	45.83%
9	10/30/16	188				0	4524	24	188.50	-	188.50	=	0.00	275	689	11.0	13.0	45.83%
10	11/06/16	188	147	171	191	509	5033	27	186.41	-	188.50	=	-2.09	275	689	11.0	16.0	40.74%
11	11/06/16	186	191	191	178	560	5593	30	186.43	-	186.41	=	0.03	275	689	11.0	19.0	36.67%
12	11/13/16	186	110	166	169	445	6038	33	182.97	-	186.43	=	-3.46	275	689	12.0	21.0	36.36%
13	11/20/16	182	a162	a162	a162	486	6038	33	182.97	-	182.97	=	0.00	275	689	13.5	36.0	27.27%
14	11/27/16	182	171	213	230	614	6652	36	184.78	-	182.97	=	1.81	275	689	16.5	36.0	31.43%
15	11/27/16	184	173	222	195	590	7242	39	185.69	-	184.78	=	0.91	275	689	17.5	38.0	31.53%
16	12/04/16	185	a165	a165	a165	495	7242	39	185.69	-	185.69	=	0.00	275	689	18.5	40.0	31.62%

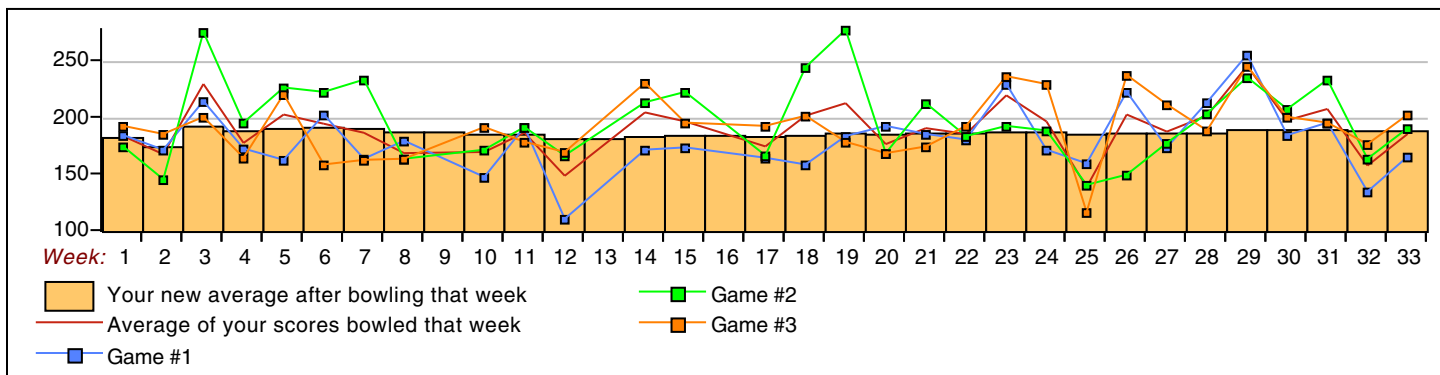
End of 1st part

17	12/11/16	185	164	166	192	522	7764	42	184.86	-	185.69	=	-0.84	275	689	18.5	43.0	30.08%
18	12/18/16	184	158	244	201	603	8367	45	185.93	-	184.86	=	1.08	275	689	19.5	45.0	30.23%
19	01/08/17	185	183	277	178	638	9005	48	187.60	-	185.93	=	1.67	277	689	22.5	45.0	33.33%
20	01/15/17	187	192	168	168	528	9533	51	186.92	-	187.60	=	-0.68	277	689	23.5	47.0	33.33%
21	01/22/17	186	185	212	174	571	10104	54	187.11	-	186.92	=	0.19	277	689	26.5	47.0	36.05%
22	01/29/17	187	180	183	192	555	10659	57	187.00	-	187.11	=	-0.11	277	689	26.5	50.0	34.64%
23	01/29/17	187	229	192	236	657	11316	60	188.60	-	187.00	=	1.60	277	689	28.5	51.0	35.85%
24	02/05/17	188	171	188	229	588	11904	63	188.95	-	188.60	=	0.35	277	689	29.5	53.0	35.76%
25	02/12/17	188	159	140	116	415	12319	66	186.65	-	188.95	=	-2.30	277	689	29.5	56.0	34.50%
26	02/19/17	186	222	149	237	608	12927	69	187.35	-	186.65	=	0.70	277	689	30.5	58.0	34.46%
27	02/26/17	187	173	177	211	561	13488	72	187.33	-	187.35	=	-0.01	277	689	31.5	60.0	34.43%
28	02/26/17	187	213	203	188	604	14092	75	187.89	-	187.33	=	0.56	277	689	32.5	62.0	34.39%
29	03/05/17	187	255	235	245	735	14827	78	190.09	-	187.89	=	2.20	277	735	34.5	63.0	35.38%
30	03/12/17	190	184	207	200	591	15418	81	190.35	-	190.09	=	0.26	277	735	36.5	64.0	36.32%
31	03/12/17	190	195	233	195	623	16041	84	190.96	-	190.35	=	0.62	277	735	38.5	65.0	37.20%
32	03/19/17	190	134	163	176	473	16514	87	189.82	-	190.96	=	-1.15	277	735	39.5	67.0	37.09%
33	03/26/17	189	165	190	202	557	17071	90	189.68	-	189.82	=	-0.14	277	735	39.5	70.0	36.07%

<u><100</u>	<u>100's</u>	<u>125's</u>	<u>150's</u>	<u>175's</u>	<u>200's</u>	<u>225's</u>	<u>250's</u>	<u>275's</u>	<u>300's</u>
	2	5	26	27	16	11	1	2	
<u><400</u>	<u>400's</u>	<u>450's</u>	<u>500's</u>	<u>550's</u>	<u>600's</u>	<u>650's</u>	<u>700's</u>	<u>750's</u>	<u>800's</u>
	2	1	6	11	7	2	1		
<u>Ave of Game 1</u>			<u>Ave of Game 2</u>			<u>Ave of Game 3</u>			
180.03			197.43			191.57			

High Scores by Game

Game #1: **255** on week **29** Game #2: **277** on week **19** Game #3: **245** on week **29**



Sunday Morning Threesome

Sunday 9:00 am

Classic Lanes

Lanes 1 - 16

Note: This report includes information through March 26 which is Week 33 of 33

Brian Wiegert's Bowling Record - Team 9: 3 Generations

Week No.	Bowling Date	Old Ave	---Average Change---			Total	Pins	Gms	New - Old ---> +/-			High Game	High Sers	Points Won	Points Lost	%Won		
			-1-	-2-	-3-													
1	09/11/16	145	149	164	123	436	436	3	145.33	-	0.00	=	145.33	164	436	1.0	2.0	33.33%
2	09/18/16	145	223	188	157	568	1004	6	167.33	-	145.33	=	22.00	223	568	4.0	2.0	66.67%
3	09/25/16	167	a147	a147	a147	441	1004	6	167.33	-	167.33	=	0.00	223	568	4.0	2.0	66.67%
4	10/02/16	167				0	1004	6	167.33	-	167.33	=	0.00	223	568	4.0	2.0	66.67%
5	10/09/16	167	175	181	185	541	1545	9	171.67	-	167.33	=	4.33	223	568	4.0	5.0	44.44%
6	10/09/16	171	150	160	238	548	2093	12	174.42	-	171.67	=	2.75	238	568	5.0	7.0	41.67%
7	10/16/16	174	182	153	178	513	2606	15	173.73	-	174.42	=	-0.68	238	568	7.0	8.0	46.67%
8	10/23/16	173	141	189	168	498	3104	18	172.44	-	173.73	=	-1.29	238	568	9.0	9.0	50.00%
9	10/30/16	172	160	120	130	410	3514	21	167.33	-	172.44	=	-5.11	238	568	9.0	12.0	42.86%
10	11/06/16	167	168	156	168	492	4006	24	166.92	-	167.33	=	-0.42	238	568	10.0	14.0	41.67%
11	11/06/16	166	158	201	173	532	4538	27	168.07	-	166.92	=	1.16	238	568	12.0	15.0	44.44%
12	11/13/16	168	177	181	161	519	5057	30	168.57	-	168.07	=	0.49	238	568	15.0	15.0	50.00%
13	11/20/16	168	186	196	161	543	5600	33	169.70	-	168.57	=	1.13	238	568	17.0	16.0	51.52%
14	11/27/16	169	184	182	185	551	6151	36	170.86	-	169.70	=	1.16	238	568	18.0	18.0	50.00%
15	11/27/16	170	152	214	206	572	6723	39	172.38	-	170.86	=	1.52	238	572	20.0	19.0	51.28%
16	12/04/16	172	179	178	195	552	7275	42	173.21	-	172.38	=	0.83	238	572	21.0	21.0	50.00%

End of 1st part

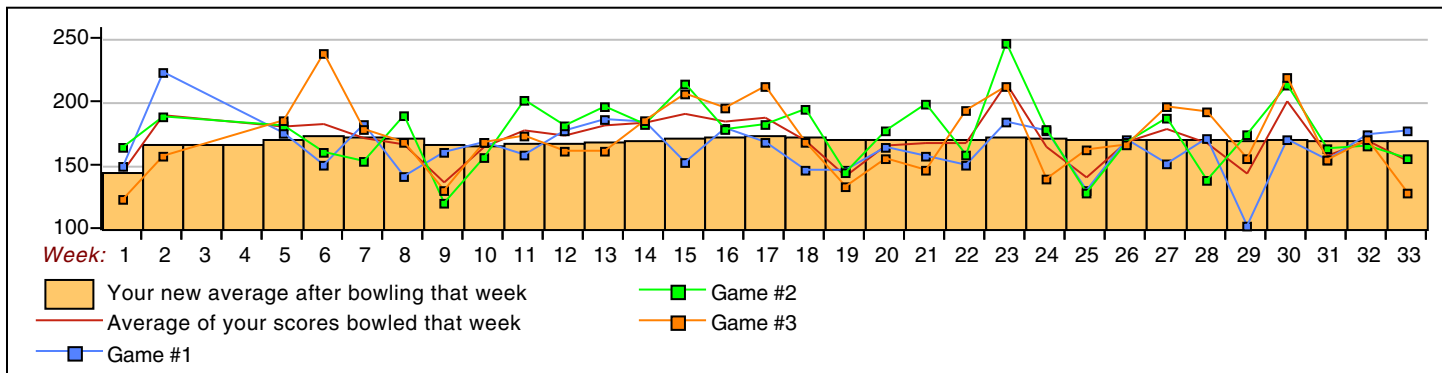
17	12/11/16	173	168	182	212	562	7837	45	174.16	-	173.21	=	0.94	238	572	22.0	23.0	48.89%
18	12/18/16	174	146	194	168	508	8345	48	173.85	-	174.16	=	-0.30	238	572	24.0	24.0	50.00%
19	01/08/17	173	146	144	133	423	8768	51	171.92	-	173.85	=	-1.93	238	572	24.0	27.0	47.06%
20	01/15/17	171	164	177	155	496	9264	54	171.56	-	171.92	=	-0.37	238	572	25.0	29.0	46.30%
21	01/22/17	171	157	198	146	501	9765	57	171.32	-	171.56	=	-0.24	238	572	27.0	30.0	47.37%
22	01/29/17	171	150	158	193	501	10266	60	171.10	-	171.32	=	-0.22	238	572	27.0	33.0	45.00%
23	01/29/17	171	184	246	212	642	10908	63	173.14	-	171.10	=	2.04	246	642	30.0	33.0	47.62%
24	02/05/17	173	177	178	139	494	11402	66	172.76	-	173.14	=	-0.39	246	642	30.0	36.0	45.45%
25	02/12/17	172	130	128	162	420	11822	69	171.33	-	172.76	=	-1.42	246	642	30.0	39.0	43.48%
26	02/19/17	171	170	168	166	504	12326	72	171.19	-	171.33	=	-0.14	246	642	31.0	41.0	43.06%
27	02/26/17	171	151	187	196	534	12860	75	171.47	-	171.19	=	0.27	246	642	32.0	43.0	42.67%
28	02/26/17	171	171	138	192	501	13361	78	171.29	-	171.47	=	-0.17	246	642	32.5	45.5	41.67%
29	03/05/17	171	102	174	155	431	13792	81	170.27	-	171.29	=	-1.02	246	642	33.5	47.5	41.36%
30	03/12/17	170	170	213	219	602	14394	84	171.36	-	170.27	=	1.09	246	642	36.5	47.5	43.45%
31	03/12/17	171	154	163	154	471	14865	87	170.86	-	171.36	=	-0.50	246	642	36.5	50.5	41.95%
32	03/19/17	170	174	165	170	509	15374	90	170.82	-	170.86	=	-0.04	246	642	37.5	52.5	41.67%
33	03/26/17	170	177	155	128	460	15834	93	170.26	-	170.82	=	-0.56	246	642	38.5	54.5	41.40%

<100	100's	125's	150's	175's	200's	225's	250's	275's	300's
	3	13	38	29	8	2			
<400	400's	450's	500's	550's	600's	650's	700's	750's	800's
	5	6	13	5	2				

Ave of Game 1	Ave of Game 2	Ave of Game 3
163.71	175.19	171.87

High Scores by Game

Game #1: 223 on week 2 Game #2: 246 on week 23 Game #3: 238 on week 6



Sunday Morning Threesome

Sunday 9:00 am

Classic Lanes

Lanes 1 - 16

Note: This report includes information through March 26 which is Week 33 of 33

Harry Raabe's Bowling Record - Team 9: 3 Generations

Week No.	Bowling Date	Old Ave	---Average Change---			Total	Pins	Gms	New - Old ---> +/-			High Game	High Sers	Points Won	Points Lost	%Won		
			-1-	-2-	-3-													
1	09/11/16	150	153	173	126	452	452	3	150.67	-	0.00	=	150.67	173	452	3.0		100.00%
2	09/18/16	150	168	184	157	509	961	6	160.17	-	150.67	=	9.50	184	509	6.0		100.00%
3	09/25/16	160	147	160	224	531	1492	9	165.78	-	160.17	=	5.61	224	531	9.0		100.00%
4	10/02/16	165	150	145	167	462	1954	12	162.83	-	165.78	=	-2.94	224	531	9.0	3.0	75.00%
5	10/09/16	162	202	171	163	536	2490	15	166.00	-	162.83	=	3.17	224	536	11.0	4.0	73.33%
6	10/09/16	166	190	150	169	509	2999	18	166.61	-	166.00	=	0.61	224	536	12.0	6.0	66.67%
7	10/16/16	166	181	176	154	511	3510	21	167.14	-	166.61	=	0.53	224	536	14.0	7.0	66.67%
8	10/23/16	167	159	179	198	536	4046	24	168.58	-	167.14	=	1.44	224	536	17.0	7.0	70.83%
9	10/30/16	168	188	227	179	594	4640	27	171.85	-	168.58	=	3.27	227	594	20.0	7.0	74.07%
10	11/06/16	171	223	190	175	588	5228	30	174.27	-	171.85	=	2.41	227	594	22.0	8.0	73.33%
11	11/06/16	174	202	151	203	556	5784	33	175.27	-	174.27	=	1.01	227	594	24.0	9.0	72.73%
12	11/13/16	175	162	130	146	438	6222	36	172.83	-	175.27	=	-2.44	227	594	25.0	11.0	69.44%
13	11/20/16	172	158	154	143	455	6677	39	171.21	-	172.83	=	-1.63	227	594	25.0	14.0	64.10%
14	11/27/16	171	212	175	179	566	7243	42	172.45	-	171.21	=	1.25	227	594	27.0	15.0	64.29%
15	11/27/16	172	166	158	147	471	7714	45	171.42	-	172.45	=	-1.03	227	594	27.0	18.0	60.00%
16	12/04/16	171	204	159	186	549	8263	48	172.15	-	171.42	=	0.72	227	594	28.5	19.5	59.38%

End of 1st part

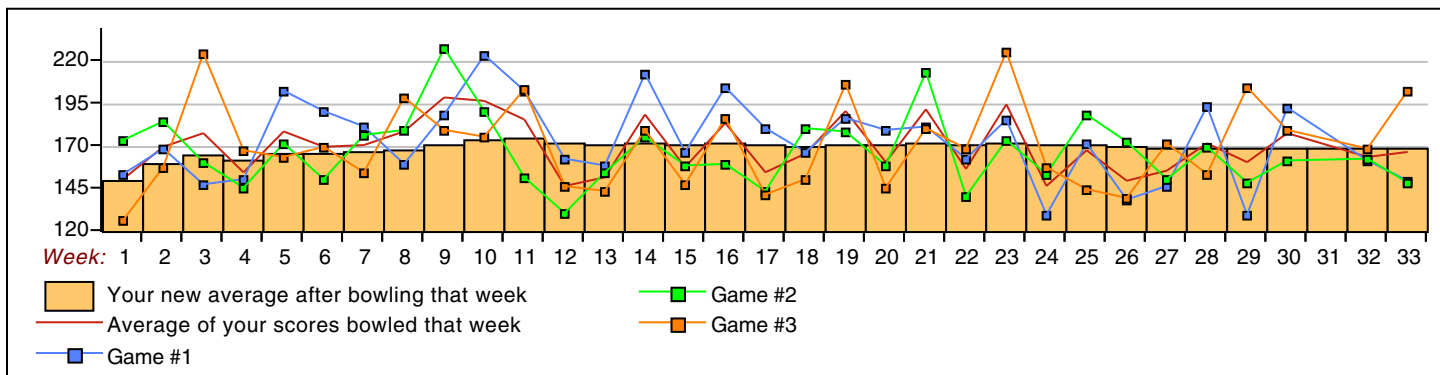
17	12/11/16	172	180	143	141	464	8727	51	171.12	-	172.15	=	-1.03	227	594	29.5	21.5	57.84%
18	12/18/16	171	166	180	150	496	9223	54	170.80	-	171.12	=	-0.32	227	594	29.5	24.5	54.63%
19	01/08/17	170	186	178	206	570	9793	57	171.81	-	170.80	=	1.01	227	594	32.5	24.5	57.02%
20	01/15/17	171	179	158	145	482	10275	60	171.25	-	171.81	=	-0.56	227	594	32.5	27.5	54.17%
21	01/22/17	171	181	213	180	574	10849	63	172.21	-	171.25	=	0.96	227	594	35.5	27.5	56.35%
22	01/29/17	172	162	140	168	470	11319	66	171.50	-	172.21	=	-0.71	227	594	35.5	30.5	53.79%
23	01/29/17	171	185	173	225	583	11902	69	172.49	-	171.50	=	0.99	227	594	38.5	30.5	55.80%
24	02/05/17	172	129	153	157	439	12341	72	171.40	-	172.49	=	-1.09	227	594	39.5	32.5	54.86%
25	02/12/17	171	171	188	144	503	12844	75	171.25	-	171.40	=	-0.15	227	594	41.5	33.5	55.33%
26	02/19/17	171	138	172	139	449	13293	78	170.42	-	171.25	=	-0.83	227	594	41.5	36.5	53.21%
27	02/26/17	170	146	150	171	467	13760	81	169.88	-	170.42	=	-0.55	227	594	41.5	39.5	51.23%
28	02/26/17	169	193	169	153	515	14275	84	169.94	-	169.88	=	0.06	227	594	42.5	41.5	50.60%
29	03/05/17	169	129	148	204	481	14756	87	169.61	-	169.94	=	-0.33	227	594	42.5	44.5	48.85%
30	03/12/17	169	192	161	179	532	15288	90	169.87	-	169.61	=	0.26	227	594	44.5	45.5	49.44%
31	03/12/17	169				0	15288	90	169.87	-	169.87	=	0.00	227	594	44.5	45.5	49.44%
32	03/19/17	169	161	162	168	491	15779	93	169.67	-	169.87	=	-0.20	227	594	46.5	46.5	50.00%
33	03/26/17	169	149	148	202	499	16278	96	169.56	-	169.67	=	-0.10	227	594	49.5	46.5	51.56%

<100	100's	125's	150's	175's	200's	225's	250's	275's	300's
		20	38	25	11	2			
<400	400's	450's	500's	550's	600's	650's	700's	750's	800's
	3	12	10	7					

Ave of Game 1	Ave of Game 2	Ave of Game 3
172.25	166.19	170.25

High Scores by Game

Game #1: 223 on week 10 Game #2: 227 on week 9 Game #3: 225 on week 23



Sunday Morning Threesome

Sunday 9:00 am

Classic Lanes

Lanes 1 - 16

Note: This report includes information through March 26 which is Week 33 of 33

Angela Wiegert's Bowling Record - Team 9: 3 Generations

Week No.	Bowling Date	Old Ave	-1-	-2-	-3-	Total	Pins	Gms	---Average Change---			High Game	High Sers	Points Won	Points Lost	%Won		
									New	Old	---> +/-							
1	09/11/16	180				0	0	0	-	0.00	=	0.00	0	0		0.00%		
2	09/18/16	180				0	0	0	-	0.00	=	0.00	0	0		0.00%		
3	09/25/16	180				0	0	0	-	0.00	=	0.00	0	0		0.00%		
4	10/02/16	214	246	209	187	642	642	3	214.00	-	0.00	=	214.00	246	642	1.0	2.0	33.33%
5	10/09/16	214				0	642	3	214.00	-	214.00	=	0.00	246	642	1.0	2.0	33.33%
6	10/09/16	214				0	642	3	214.00	-	214.00	=	0.00	246	642	1.0	2.0	33.33%
7	10/16/16	214				0	642	3	214.00	-	214.00	=	0.00	246	642	1.0	2.0	33.33%
8	10/23/16	214				0	642	3	214.00	-	214.00	=	0.00	246	642	1.0	2.0	33.33%
9	10/30/16	214	232	136	137	505	1147	6	191.17	-	214.00	=	-22.83	246	642	1.0	5.0	16.67%
10	11/06/16	191				0	1147	6	191.17	-	191.17	=	0.00	246	642	1.0	5.0	16.67%
11	11/06/16	191				0	1147	6	191.17	-	191.17	=	0.00	246	642	1.0	5.0	16.67%
12	11/13/16	191				0	1147	6	191.17	-	191.17	=	0.00	246	642	1.0	5.0	16.67%
13	11/20/16	191				0	1147	6	191.17	-	191.17	=	0.00	246	642	1.0	5.0	16.67%
14	11/27/16	191				0	1147	6	191.17	-	191.17	=	0.00	246	642	1.0	5.0	16.67%
15	11/27/16	191				0	1147	6	191.17	-	191.17	=	0.00	246	642	1.0	5.0	16.67%
16	12/04/16	191				0	1147	6	191.17	-	191.17	=	0.00	246	642	1.0	5.0	16.67%

End of 1st part

17	12/11/16	191				0	1147	6	191.17	-	191.17	=	0.00	246	642	1.0	5.0	16.67%
18	12/18/16	191				0	1147	6	191.17	-	191.17	=	0.00	246	642	1.0	5.0	16.67%
19	01/08/17	191				0	1147	6	191.17	-	191.17	=	0.00	246	642	1.0	5.0	16.67%
20	01/15/17	191				0	1147	6	191.17	-	191.17	=	0.00	246	642	1.0	5.0	16.67%
21	01/22/17	191				0	1147	6	191.17	-	191.17	=	0.00	246	642	1.0	5.0	16.67%
22	01/29/17	191				0	1147	6	191.17	-	191.17	=	0.00	246	642	1.0	5.0	16.67%
23	01/29/17	191				0	1147	6	191.17	-	191.17	=	0.00	246	642	1.0	5.0	16.67%
24	02/05/17	191				0	1147	6	191.17	-	191.17	=	0.00	246	642	1.0	5.0	16.67%
25	02/12/17	191				0	1147	6	191.17	-	191.17	=	0.00	246	642	1.0	5.0	16.67%
26	02/19/17	191				0	1147	6	191.17	-	191.17	=	0.00	246	642	1.0	5.0	16.67%
27	02/26/17	191				0	1147	6	191.17	-	191.17	=	0.00	246	642	1.0	5.0	16.67%
28	02/26/17	191				0	1147	6	191.17	-	191.17	=	0.00	246	642	1.0	5.0	16.67%
29	03/05/17	191				0	1147	6	191.17	-	191.17	=	0.00	246	642	1.0	5.0	16.67%
30	03/12/17	191				0	1147	6	191.17	-	191.17	=	0.00	246	642	1.0	5.0	16.67%
31	03/12/17	191	192	141	209	542	1689	9	187.67	-	191.17	=	-3.50	246	642	1.0	8.0	11.11%
32	03/19/17	187				0	1689	9	187.67	-	187.67	=	0.00	246	642	1.0	8.0	11.11%
33	03/26/17	187				0	1689	9	187.67	-	187.67	=	0.00	246	642	1.0	8.0	11.11%

<u><100</u>	<u>100's</u>	<u>125's</u>	<u>150's</u>	<u>175's</u>	<u>200's</u>	<u>225's</u>	<u>250's</u>	<u>275's</u>	<u>300's</u>
		3		2	2	2			
<u><400</u>	<u>400's</u>	<u>450's</u>	<u>500's</u>	<u>550's</u>	<u>600's</u>	<u>650's</u>	<u>700's</u>	<u>750's</u>	<u>800's</u>
			2		1				

<u>Ave of Game 1</u>	<u>Ave of Game 2</u>	<u>Ave of Game 3</u>
223.33	162.00	177.67

High Scores by Game

Game #1: 246 on week 4 Game #2: 209 on week 4 Game #3: 209 on week 31

