

Sunday Morning Threesome

Sunday 9:00 AM

Lanes 3 - 16

Note: This report includes information through March 25 which is Week 33 of 33

Jeff Herman's Bowling Record

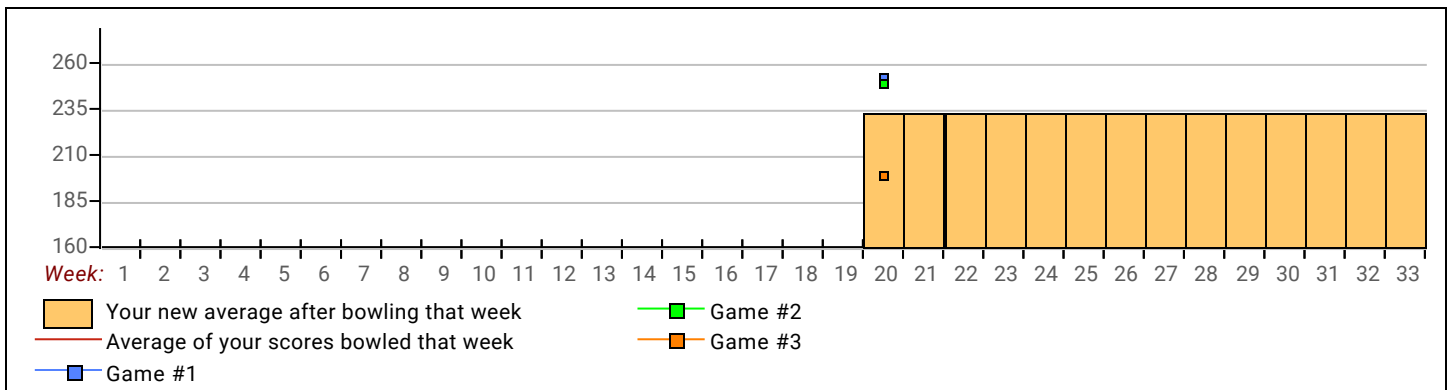
Week No.	Bowling Date	Old Ave	---Average Change---			Total	Pins	Gms	---Average Change---			High Game	High Sers	Points Won	Points Lost	%Won	
			-1-	-2-	-3-				New	Old	---> +/-						
1	09/10/17	180				0	0	0	-	0.00	=	0.00	0	0			0.00 %
2	09/17/17	180				0	0	0	-	0.00	=	0.00	0	0			0.00 %
3	09/24/17	180				0	0	0	-	0.00	=	0.00	0	0			0.00 %
4	10/01/17	180				0	0	0	-	0.00	=	0.00	0	0			0.00 %
5	10/08/17	180				0	0	0	-	0.00	=	0.00	0	0			0.00 %
6	10/08/17	180				0	0	0	-	0.00	=	0.00	0	0			0.00 %
7	10/15/17	180				0	0	0	-	0.00	=	0.00	0	0			0.00 %
8	10/29/17	180				0	0	0	-	0.00	=	0.00	0	0			0.00 %
9	10/29/17	180				0	0	0	-	0.00	=	0.00	0	0			0.00 %
10	11/05/17	180				0	0	0	-	0.00	=	0.00	0	0			0.00 %
11	11/12/17	180				0	0	0	-	0.00	=	0.00	0	0			0.00 %
12	11/19/17	180				0	0	0	-	0.00	=	0.00	0	0			0.00 %
13	11/26/17	180				0	0	0	-	0.00	=	0.00	0	0			0.00 %
14	11/26/17	180				0	0	0	-	0.00	=	0.00	0	0			0.00 %
15	12/03/17	180				0	0	0	-	0.00	=	0.00	0	0			0.00 %
16	12/10/17	180				0	0	0	-	0.00	=	0.00	0	0			0.00 %

End of 1st part

17	12/17/17	180				0	0	0	-	0.00	=	0.00	0	0			0.00 %	
18	12/31/17	180				0	0	0	-	0.00	=	0.00	0	0			0.00 %	
19	01/07/18	180				0	0	0	-	0.00	=	0.00	0	0			0.00 %	
20	01/14/18	233	252	249	199	700	700	3	233.33	-	0.00	=	233.33	252	700	1.0	2.0	33.33 %
21	01/21/18	233				0	700	3	233.33	-	233.33	=	0.00	252	700	1.0	2.0	33.33 %
22	01/28/18	233				0	700	3	233.33	-	233.33	=	0.00	252	700	1.0	2.0	33.33 %
23	02/04/18	233				0	700	3	233.33	-	233.33	=	0.00	252	700	1.0	2.0	33.33 %
24	02/04/18	233				0	700	3	233.33	-	233.33	=	0.00	252	700	1.0	2.0	33.33 %
25	02/11/18	233				0	700	3	233.33	-	233.33	=	0.00	252	700	1.0	2.0	33.33 %
26	02/11/18	233				0	700	3	233.33	-	233.33	=	0.00	252	700	1.0	2.0	33.33 %
27	02/18/18	233				0	700	3	233.33	-	233.33	=	0.00	252	700	1.0	2.0	33.33 %
28	02/25/18	233				0	700	3	233.33	-	233.33	=	0.00	252	700	1.0	2.0	33.33 %
29	02/25/18	233				0	700	3	233.33	-	233.33	=	0.00	252	700	1.0	2.0	33.33 %
30	03/04/18	233				0	700	3	233.33	-	233.33	=	0.00	252	700	1.0	2.0	33.33 %
31	03/11/18	233				0	700	3	233.33	-	233.33	=	0.00	252	700	1.0	2.0	33.33 %
32	03/18/18	233				0	700	3	233.33	-	233.33	=	0.00	252	700	1.0	2.0	33.33 %
33	03/25/18	233				0	700	3	233.33	-	233.33	=	0.00	252	700	1.0	2.0	33.33 %

<u><100</u>	<u>100's</u>	<u>125's</u>	<u>150's</u>	<u>175's</u>	<u>200's</u>	<u>225's</u>	<u>250's</u>	<u>275's</u>	<u>300's</u>
				1		1	1		
<u><400</u>	<u>400's</u>	<u>450's</u>	<u>500's</u>	<u>550's</u>	<u>600's</u>	<u>650's</u>	<u>700's</u>	<u>750's</u>	<u>800's</u>
							1		

<u>Ave of Game 1</u>	<u>Ave of Game 2</u>	<u>Ave of Game 3</u>
252.00	249.00	199.00



Sunday Morning Threesome

Sunday 9:00 AM

Lanes 3 - 16

Note: This report includes information through March 25 which is Week 33 of 33

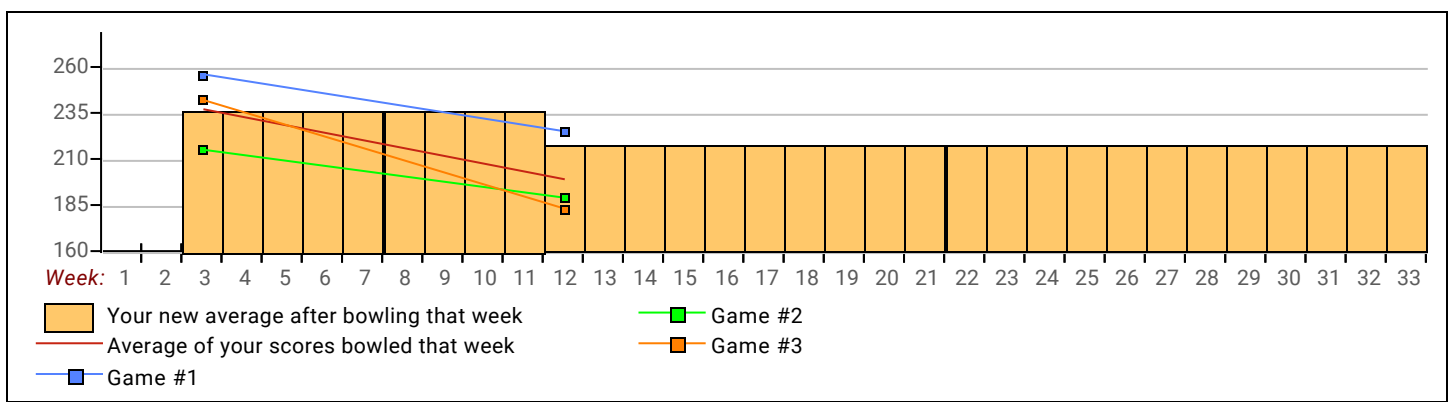
Adam Lake's Bowling Record

Week No.	Bowling Date	Old Ave	-1-	-2-	-3-	Total	Pins	Gms	---Average Change---			High Game	High Sers	Points Won	Points Lost	%Won		
									New	Old	---> +/-							
1	09/10/17	bk205				0	0	0	-	0.00	=	0.00	0	0		0.00 %		
2	09/17/17	bk205				0	0	0	-	0.00	=	0.00	0	0		0.00 %		
3	09/24/17	bk205	256	215	242	713	713	3	237.67	-	0.00	=	237.67	256	713	3.0	100.00 %	
4	10/01/17	bk205				0	713	3	237.67	-	237.67	=	0.00	256	713	3.0	100.00 %	
5	10/08/17	bk205				0	713	3	237.67	-	237.67	=	0.00	256	713	3.0	100.00 %	
6	10/08/17	bk205				0	713	3	237.67	-	237.67	=	0.00	256	713	3.0	100.00 %	
7	10/15/17	bk205				0	713	3	237.67	-	237.67	=	0.00	256	713	3.0	100.00 %	
8	10/29/17	bk205				0	713	3	237.67	-	237.67	=	0.00	256	713	3.0	100.00 %	
9	10/29/17	bk205				0	713	3	237.67	-	237.67	=	0.00	256	713	3.0	100.00 %	
10	11/05/17	bk205				0	713	3	237.67	-	237.67	=	0.00	256	713	3.0	100.00 %	
11	11/12/17	bk205				0	713	3	237.67	-	237.67	=	0.00	256	713	3.0	100.00 %	
12	11/19/17	bk205	225	189	183	597	1310	6	218.33	-	237.67	=	-19.33	256	713	3.0	3.0	50.00 %
13	11/26/17	bk205				0	1310	6	218.33	-	218.33	=	0.00	256	713	3.0	3.0	50.00 %
14	11/26/17	bk205				0	1310	6	218.33	-	218.33	=	0.00	256	713	3.0	3.0	50.00 %
15	12/03/17	bk205				0	1310	6	218.33	-	218.33	=	0.00	256	713	3.0	3.0	50.00 %
16	12/10/17	bk205				0	1310	6	218.33	-	218.33	=	0.00	256	713	3.0	3.0	50.00 %

End of 1st part

17	12/17/17	bk205				0	1310	6	218.33	-	218.33	=	0.00	256	713	3.0	3.0	50.00 %
18	12/31/17	bk205				0	1310	6	218.33	-	218.33	=	0.00	256	713	3.0	3.0	50.00 %
19	01/07/18	bk205				0	1310	6	218.33	-	218.33	=	0.00	256	713	3.0	3.0	50.00 %
20	01/14/18	bk205				0	1310	6	218.33	-	218.33	=	0.00	256	713	3.0	3.0	50.00 %
21	01/21/18	bk205				0	1310	6	218.33	-	218.33	=	0.00	256	713	3.0	3.0	50.00 %
22	01/28/18	bk205				0	1310	6	218.33	-	218.33	=	0.00	256	713	3.0	3.0	50.00 %
23	02/04/18	bk205				0	1310	6	218.33	-	218.33	=	0.00	256	713	3.0	3.0	50.00 %
24	02/04/18	bk205				0	1310	6	218.33	-	218.33	=	0.00	256	713	3.0	3.0	50.00 %
25	02/11/18	bk205				0	1310	6	218.33	-	218.33	=	0.00	256	713	3.0	3.0	50.00 %
26	02/11/18	bk205				0	1310	6	218.33	-	218.33	=	0.00	256	713	3.0	3.0	50.00 %
27	02/18/18	bk205				0	1310	6	218.33	-	218.33	=	0.00	256	713	3.0	3.0	50.00 %
28	02/25/18	bk205				0	1310	6	218.33	-	218.33	=	0.00	256	713	3.0	3.0	50.00 %
29	02/25/18	bk205				0	1310	6	218.33	-	218.33	=	0.00	256	713	3.0	3.0	50.00 %
30	03/04/18	bk205				0	1310	6	218.33	-	218.33	=	0.00	256	713	3.0	3.0	50.00 %
31	03/11/18	bk205				0	1310	6	218.33	-	218.33	=	0.00	256	713	3.0	3.0	50.00 %
32	03/18/18	bk205				0	1310	6	218.33	-	218.33	=	0.00	256	713	3.0	3.0	50.00 %
33	03/25/18	bk205				0	1310	6	218.33	-	218.33	=	0.00	256	713	3.0	3.0	50.00 %

<u><100</u>	<u>100's</u>	<u>125's</u>	<u>150's</u>	<u>175's</u>	<u>200's</u>	<u>225's</u>	<u>250's</u>	<u>275's</u>	<u>300's</u>
				2	1	2	1		
<u><400</u>	<u>400's</u>	<u>450's</u>	<u>500's</u>	<u>550's</u>	<u>600's</u>	<u>650's</u>	<u>700's</u>	<u>750's</u>	<u>800's</u>
				1			1		
<u>Ave of Game 1</u>			<u>Ave of Game 2</u>			<u>Ave of Game 3</u>			
240.50			202.00			212.50			



Sunday Morning Threesome

Sunday 9:00 AM

Lanes 3 - 16

Note: This report includes information through March 25 which is Week 33 of 33

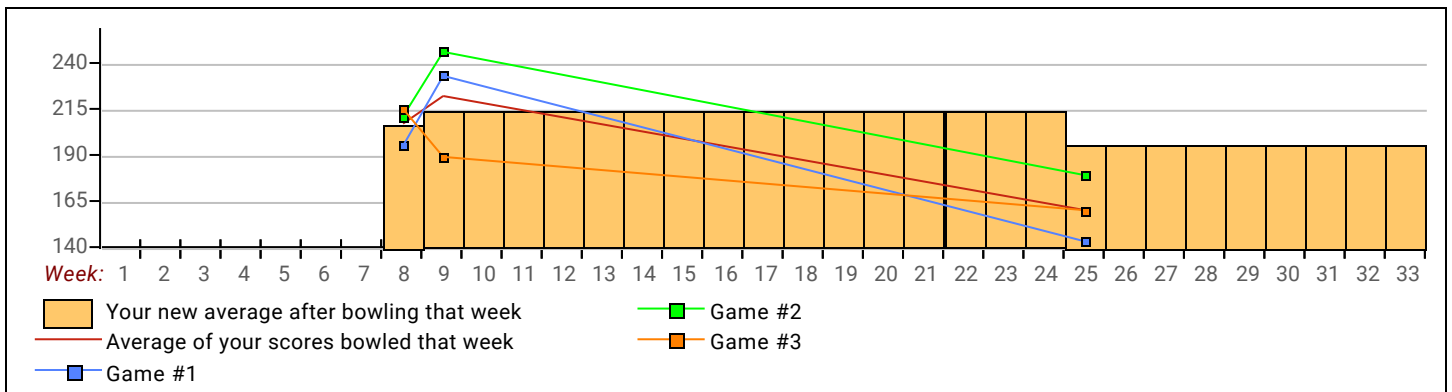
Michael O'Connell's Bowling Record

Week No.	Bowling Date	Old Ave	---Average Change---			Total	Pins	Gms	---Average Change---			High Game	High Sers	Points Won	Points Lost	%Won		
			-1-	-2-	-3-				New	Old	---> +/-							
1	09/10/17	bk202				0	0	0	-	0.00	=	0.00	0	0			0.00 %	
2	09/17/17	bk202				0	0	0	-	0.00	=	0.00	0	0			0.00 %	
3	09/24/17	bk202				0	0	0	-	0.00	=	0.00	0	0			0.00 %	
4	10/01/17	bk202				0	0	0	-	0.00	=	0.00	0	0			0.00 %	
5	10/08/17	bk202				0	0	0	-	0.00	=	0.00	0	0			0.00 %	
6	10/08/17	bk202				0	0	0	-	0.00	=	0.00	0	0			0.00 %	
7	10/15/17	bk202				0	0	0	-	0.00	=	0.00	0	0			0.00 %	
8	10/29/17	bk202	195	211	215	621	621	3	207.00	-	0.00	=	207.00	215	621	2.0	1.0	66.67 %
9	10/29/17	bk202	233	246	189	668	1289	6	214.83	-	207.00	=	7.83	246	668	5.0	1.0	83.33 %
10	11/05/17	bk202				0	1289	6	214.83	-	214.83	=	0.00	246	668	5.0	1.0	83.33 %
11	11/12/17	bk202				0	1289	6	214.83	-	214.83	=	0.00	246	668	5.0	1.0	83.33 %
12	11/19/17	bk202				0	1289	6	214.83	-	214.83	=	0.00	246	668	5.0	1.0	83.33 %
13	11/26/17	bk202				0	1289	6	214.83	-	214.83	=	0.00	246	668	5.0	1.0	83.33 %
14	11/26/17	bk202				0	1289	6	214.83	-	214.83	=	0.00	246	668	5.0	1.0	83.33 %
15	12/03/17	bk202				0	1289	6	214.83	-	214.83	=	0.00	246	668	5.0	1.0	83.33 %
16	12/10/17	bk202				0	1289	6	214.83	-	214.83	=	0.00	246	668	5.0	1.0	83.33 %

End of 1st part

17	12/17/17	bk202				0	1289	6	214.83	-	214.83	=	0.00	246	668	5.0	1.0	83.33 %
18	12/31/17	bk202				0	1289	6	214.83	-	214.83	=	0.00	246	668	5.0	1.0	83.33 %
19	01/07/18	bk202				0	1289	6	214.83	-	214.83	=	0.00	246	668	5.0	1.0	83.33 %
20	01/14/18	bk202				0	1289	6	214.83	-	214.83	=	0.00	246	668	5.0	1.0	83.33 %
21	01/21/18	bk202				0	1289	6	214.83	-	214.83	=	0.00	246	668	5.0	1.0	83.33 %
22	01/28/18	bk202				0	1289	6	214.83	-	214.83	=	0.00	246	668	5.0	1.0	83.33 %
23	02/04/18	bk202				0	1289	6	214.83	-	214.83	=	0.00	246	668	5.0	1.0	83.33 %
24	02/04/18	bk202				0	1289	6	214.83	-	214.83	=	0.00	246	668	5.0	1.0	83.33 %
25	02/11/18	bk202	143	179	160	482	1771	9	196.78	-	214.83	=	-18.06	246	668	5.0	4.0	55.56 %
26	02/11/18	196				0	1771	9	196.78	-	196.78	=	0.00	246	668	5.0	4.0	55.56 %
27	02/18/18	196				0	1771	9	196.78	-	196.78	=	0.00	246	668	5.0	4.0	55.56 %
28	02/25/18	196				0	1771	9	196.78	-	196.78	=	0.00	246	668	5.0	4.0	55.56 %
29	02/25/18	196				0	1771	9	196.78	-	196.78	=	0.00	246	668	5.0	4.0	55.56 %
30	03/04/18	196				0	1771	9	196.78	-	196.78	=	0.00	246	668	5.0	4.0	55.56 %
31	03/11/18	196				0	1771	9	196.78	-	196.78	=	0.00	246	668	5.0	4.0	55.56 %
32	03/18/18	196				0	1771	9	196.78	-	196.78	=	0.00	246	668	5.0	4.0	55.56 %
33	03/25/18	196				0	1771	9	196.78	-	196.78	=	0.00	246	668	5.0	4.0	55.56 %

<u><100</u>	<u>100's</u>	<u>125's</u>	<u>150's</u>	<u>175's</u>	<u>200's</u>	<u>225's</u>	<u>250's</u>	<u>275's</u>	<u>300's</u>
		1	1	3	2	2			
<u><400</u>	<u>400's</u>	<u>450's</u>	<u>500's</u>	<u>550's</u>	<u>600's</u>	<u>650's</u>	<u>700's</u>	<u>750's</u>	<u>800's</u>
		1			1	1			
<u>Ave of Game 1</u>			<u>Ave of Game 2</u>			<u>Ave of Game 3</u>			
190.33			212.00			188.00			



Note: This report includes information through March 25 which is Week 33 of 33

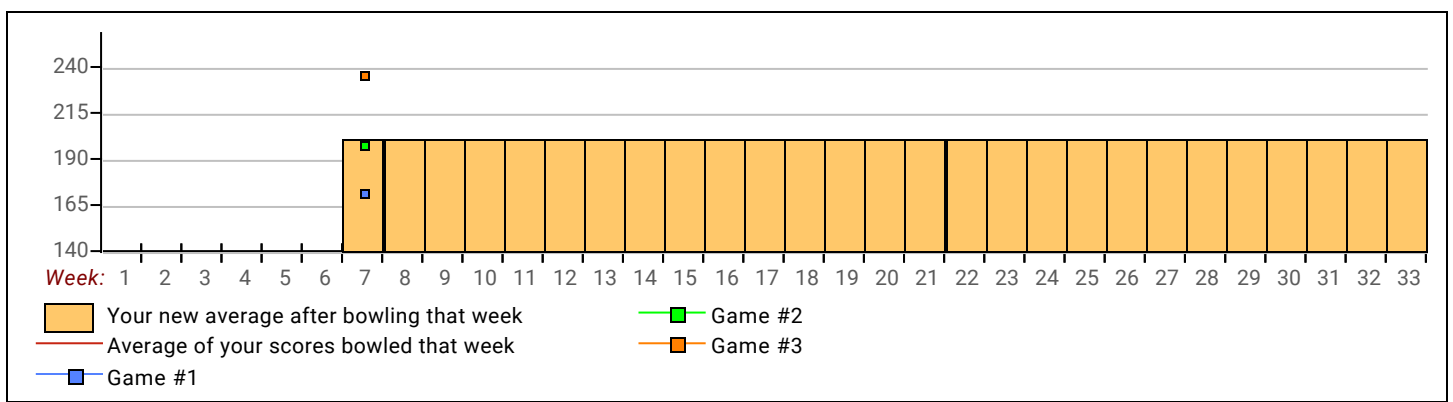
Stephanie Mours's Bowling Record

Week No.	Bowling Date	Old Ave	-1-	-2-	-3-	Total	Pins	Gms	---Average Change---			High Game	High Sers	Points Won	Points Lost	%Won		
									New	Old	---> +/-							
1	09/10/17	180				0	0	0	-	0.00	=	0.00	0	0			0.00 %	
2	09/17/17	180				0	0	0	-	0.00	=	0.00	0	0			0.00 %	
3	09/24/17	180				0	0	0	-	0.00	=	0.00	0	0			0.00 %	
4	10/01/17	180				0	0	0	-	0.00	=	0.00	0	0			0.00 %	
5	10/08/17	180				0	0	0	-	0.00	=	0.00	0	0			0.00 %	
6	10/08/17	bk195				0	0	0	-	0.00	=	0.00	0	0			0.00 %	
7	10/15/17	bk195	171	198	236	605	605	3	201.67	-	0.00	=	201.67	236	605	2.0	1.0	66.67 %
8	10/29/17	bk195				0	605	3	201.67	-	201.67	=	0.00	236	605	2.0	1.0	66.67 %
9	10/29/17	bk195				0	605	3	201.67	-	201.67	=	0.00	236	605	2.0	1.0	66.67 %
10	11/05/17	bk195				0	605	3	201.67	-	201.67	=	0.00	236	605	2.0	1.0	66.67 %
11	11/12/17	bk195				0	605	3	201.67	-	201.67	=	0.00	236	605	2.0	1.0	66.67 %
12	11/19/17	bk195				0	605	3	201.67	-	201.67	=	0.00	236	605	2.0	1.0	66.67 %
13	11/26/17	bk195				0	605	3	201.67	-	201.67	=	0.00	236	605	2.0	1.0	66.67 %
14	11/26/17	bk195				0	605	3	201.67	-	201.67	=	0.00	236	605	2.0	1.0	66.67 %
15	12/03/17	bk195				0	605	3	201.67	-	201.67	=	0.00	236	605	2.0	1.0	66.67 %
16	12/10/17	bk195				0	605	3	201.67	-	201.67	=	0.00	236	605	2.0	1.0	66.67 %

End of 1st part

17	12/17/17	bk195				0	605	3	201.67	-	201.67	=	0.00	236	605	2.0	1.0	66.67 %
18	12/31/17	bk195				0	605	3	201.67	-	201.67	=	0.00	236	605	2.0	1.0	66.67 %
19	01/07/18	bk195				0	605	3	201.67	-	201.67	=	0.00	236	605	2.0	1.0	66.67 %
20	01/14/18	bk195				0	605	3	201.67	-	201.67	=	0.00	236	605	2.0	1.0	66.67 %
21	01/21/18	bk195				0	605	3	201.67	-	201.67	=	0.00	236	605	2.0	1.0	66.67 %
22	01/28/18	bk195				0	605	3	201.67	-	201.67	=	0.00	236	605	2.0	1.0	66.67 %
23	02/04/18	bk195				0	605	3	201.67	-	201.67	=	0.00	236	605	2.0	1.0	66.67 %
24	02/04/18	bk195				0	605	3	201.67	-	201.67	=	0.00	236	605	2.0	1.0	66.67 %
25	02/11/18	bk195				0	605	3	201.67	-	201.67	=	0.00	236	605	2.0	1.0	66.67 %
26	02/11/18	bk195				0	605	3	201.67	-	201.67	=	0.00	236	605	2.0	1.0	66.67 %
27	02/18/18	bk195				0	605	3	201.67	-	201.67	=	0.00	236	605	2.0	1.0	66.67 %
28	02/25/18	bk195				0	605	3	201.67	-	201.67	=	0.00	236	605	2.0	1.0	66.67 %
29	02/25/18	bk195				0	605	3	201.67	-	201.67	=	0.00	236	605	2.0	1.0	66.67 %
30	03/04/18	bk195				0	605	3	201.67	-	201.67	=	0.00	236	605	2.0	1.0	66.67 %
31	03/11/18	bk195				0	605	3	201.67	-	201.67	=	0.00	236	605	2.0	1.0	66.67 %
32	03/18/18	bk195				0	605	3	201.67	-	201.67	=	0.00	236	605	2.0	1.0	66.67 %
33	03/25/18	bk195				0	605	3	201.67	-	201.67	=	0.00	236	605	2.0	1.0	66.67 %

<u><100</u>	<u>100's</u>	<u>125's</u>	<u>150's</u>	<u>175's</u>	<u>200's</u>	<u>225's</u>	<u>250's</u>	<u>275's</u>	<u>300's</u>
			1	1		1			
<u><400</u>	<u>400's</u>	<u>450's</u>	<u>500's</u>	<u>550's</u>	<u>600's</u>	<u>650's</u>	<u>700's</u>	<u>750's</u>	<u>800's</u>
						1			
<u>Ave of Game 1</u>			<u>Ave of Game 2</u>			<u>Ave of Game 3</u>			
171.00			198.00			236.00			



Sunday Morning Threesome

Sunday 9:00 AM

Lanes 3 - 16

Note: This report includes information through March 25 which is Week 33 of 33

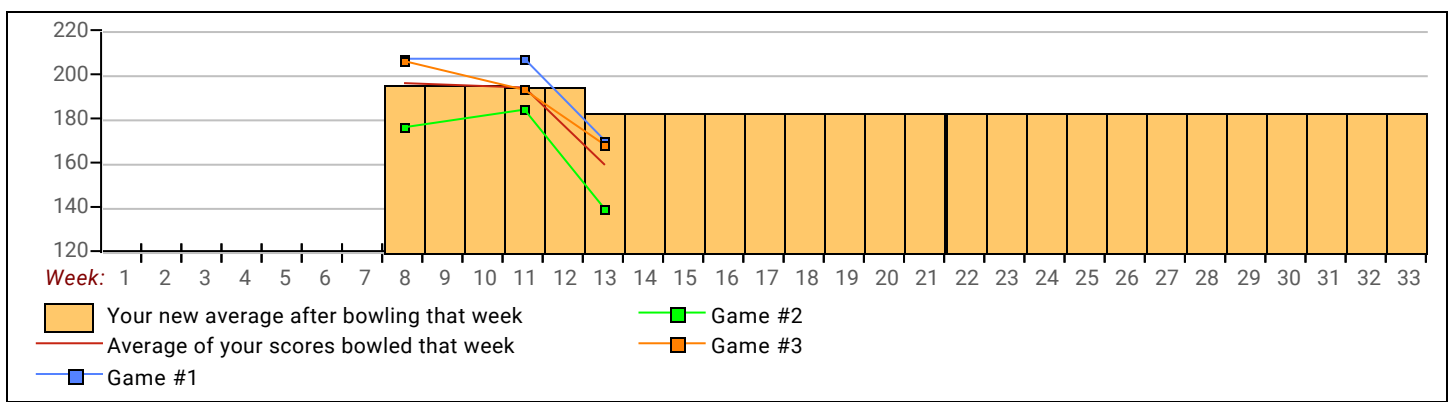
Brian Liebherr's Bowling Record

Week No.	Bowling Date	Old Ave	-1-	-2-	-3-	Total	Pins	Gms	---Average Change---			High Game	High Sers	Points Won	Points Lost	%Won		
									New	Old	---> +/-							
1	09/10/17	180				0	0	0	-	0.00	=	0.00	0	0		0.00 %		
2	09/17/17	180				0	0	0	-	0.00	=	0.00	0	0		0.00 %		
3	09/24/17	180				0	0	0	-	0.00	=	0.00	0	0		0.00 %		
4	10/01/17	180				0	0	0	-	0.00	=	0.00	0	0		0.00 %		
5	10/08/17	180				0	0	0	-	0.00	=	0.00	0	0		0.00 %		
6	10/08/17	180				0	0	0	-	0.00	=	0.00	0	0		0.00 %		
7	10/15/17	180				0	0	0	-	0.00	=	0.00	0	0		0.00 %		
8	10/29/17	196	207	176	206	589	589	3	196.33	-	0.00	=	196.33	207	589	2.0	1.0	66.67 %
9	10/29/17	196				0	589	3	196.33	-	196.33	=	0.00	207	589	2.0	1.0	66.67 %
10	11/05/17	196				0	589	3	196.33	-	196.33	=	0.00	207	589	2.0	1.0	66.67 %
11	11/12/17	196	207	184	193	584	1173	6	195.50	-	196.33	=	-0.83	207	589	4.0	2.0	66.67 %
12	11/19/17	195				0	1173	6	195.50	-	195.50	=	0.00	207	589	4.0	2.0	66.67 %
13	11/26/17	195	170	139	168	477	1650	9	183.33	-	195.50	=	-12.17	207	589	4.0	5.0	44.44 %
14	11/26/17	183				0	1650	9	183.33	-	183.33	=	0.00	207	589	4.0	5.0	44.44 %
15	12/03/17	183				0	1650	9	183.33	-	183.33	=	0.00	207	589	4.0	5.0	44.44 %
16	12/10/17	183				0	1650	9	183.33	-	183.33	=	0.00	207	589	4.0	5.0	44.44 %

End of 1st part

17	12/17/17	183				0	1650	9	183.33	-	183.33	=	0.00	207	589	4.0	5.0	44.44 %
18	12/31/17	183				0	1650	9	183.33	-	183.33	=	0.00	207	589	4.0	5.0	44.44 %
19	01/07/18	183				0	1650	9	183.33	-	183.33	=	0.00	207	589	4.0	5.0	44.44 %
20	01/14/18	183				0	1650	9	183.33	-	183.33	=	0.00	207	589	4.0	5.0	44.44 %
21	01/21/18	183				0	1650	9	183.33	-	183.33	=	0.00	207	589	4.0	5.0	44.44 %
22	01/28/18	183				0	1650	9	183.33	-	183.33	=	0.00	207	589	4.0	5.0	44.44 %
23	02/04/18	183				0	1650	9	183.33	-	183.33	=	0.00	207	589	4.0	5.0	44.44 %
24	02/04/18	183				0	1650	9	183.33	-	183.33	=	0.00	207	589	4.0	5.0	44.44 %
25	02/11/18	183				0	1650	9	183.33	-	183.33	=	0.00	207	589	4.0	5.0	44.44 %
26	02/11/18	183				0	1650	9	183.33	-	183.33	=	0.00	207	589	4.0	5.0	44.44 %
27	02/18/18	183				0	1650	9	183.33	-	183.33	=	0.00	207	589	4.0	5.0	44.44 %
28	02/25/18	183				0	1650	9	183.33	-	183.33	=	0.00	207	589	4.0	5.0	44.44 %
29	02/25/18	183				0	1650	9	183.33	-	183.33	=	0.00	207	589	4.0	5.0	44.44 %
30	03/04/18	183				0	1650	9	183.33	-	183.33	=	0.00	207	589	4.0	5.0	44.44 %
31	03/11/18	183				0	1650	9	183.33	-	183.33	=	0.00	207	589	4.0	5.0	44.44 %
32	03/18/18	183				0	1650	9	183.33	-	183.33	=	0.00	207	589	4.0	5.0	44.44 %
33	03/25/18	183				0	1650	9	183.33	-	183.33	=	0.00	207	589	4.0	5.0	44.44 %

<u><100</u>	<u>100's</u>	<u>125's</u>	<u>150's</u>	<u>175's</u>	<u>200's</u>	<u>225's</u>	<u>250's</u>	<u>275's</u>	<u>300's</u>
		1	2	3	3				
<u><400</u>	<u>400's</u>	<u>450's</u>	<u>500's</u>	<u>550's</u>	<u>600's</u>	<u>650's</u>	<u>700's</u>	<u>750's</u>	<u>800's</u>
		1	2						
<u>Ave of Game 1</u>			<u>Ave of Game 2</u>			<u>Ave of Game 3</u>			
194.67			166.33			189.00			



Sunday Morning Threesome

Sunday 9:00 AM

Lanes 3 - 16

Note: This report includes information through March 25 which is Week 33 of 33

Rick Volt's Bowling Record

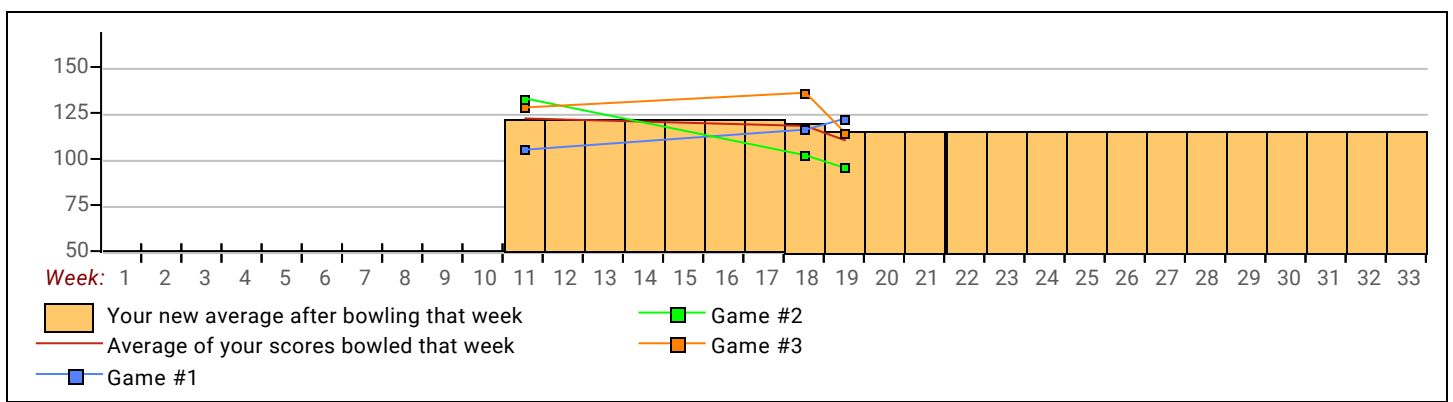
Week No.	Bowling Date	Old Ave	-			Total	Pins	Gms	---Average Change---			High Game	High Sers	Points Won	Points Lost	%Won	
			-1-	-2-	-3-				New	Old	---> +/-						
1	09/10/17	180				0	0	0	-	0.00	=	0.00	0	0		0.00 %	
2	09/17/17	180				0	0	0	-	0.00	=	0.00	0	0		0.00 %	
3	09/24/17	180				0	0	0	-	0.00	=	0.00	0	0		0.00 %	
4	10/01/17	180				0	0	0	-	0.00	=	0.00	0	0		0.00 %	
5	10/08/17	180				0	0	0	-	0.00	=	0.00	0	0		0.00 %	
6	10/08/17	180				0	0	0	-	0.00	=	0.00	0	0		0.00 %	
7	10/15/17	180				0	0	0	-	0.00	=	0.00	0	0		0.00 %	
8	10/29/17	180				0	0	0	-	0.00	=	0.00	0	0		0.00 %	
9	10/29/17	180				0	0	0	-	0.00	=	0.00	0	0		0.00 %	
10	11/05/17	180				0	0	0	-	0.00	=	0.00	0	0		0.00 %	
11	11/12/17	122	105	133	128	366	366	3	122.00	-	0.00	=	122.00	133	366	3.0	100.00 %
12	11/19/17	122				0	366	3	122.00	-	122.00	=	0.00	133	366	3.0	100.00 %
13	11/26/17	122				0	366	3	122.00	-	122.00	=	0.00	133	366	3.0	100.00 %
14	11/26/17	122				0	366	3	122.00	-	122.00	=	0.00	133	366	3.0	100.00 %
15	12/03/17	122				0	366	3	122.00	-	122.00	=	0.00	133	366	3.0	100.00 %
16	12/10/17	122				0	366	3	122.00	-	122.00	=	0.00	133	366	3.0	100.00 %

End of 1st part

17	12/17/17	122				0	366	3	122.00	-	122.00	=	0.00	133	366	3.0	100.00 %	
18	12/31/17	122	116	102	136	354	720	6	120.00	-	122.00	=	-2.00	136	366	4.0	2.0	66.67 %
19	01/07/18	120	122	95	114	331	1051	9	116.78	-	120.00	=	-3.22	136	366	4.0	5.0	44.44 %
20	01/14/18	116				0	1051	9	116.78	-	116.78	=	0.00	136	366	4.0	5.0	44.44 %
21	01/21/18	116				0	1051	9	116.78	-	116.78	=	0.00	136	366	4.0	5.0	44.44 %
22	01/28/18	116				0	1051	9	116.78	-	116.78	=	0.00	136	366	4.0	5.0	44.44 %
23	02/04/18	116				0	1051	9	116.78	-	116.78	=	0.00	136	366	4.0	5.0	44.44 %
24	02/04/18	116				0	1051	9	116.78	-	116.78	=	0.00	136	366	4.0	5.0	44.44 %
25	02/11/18	116				0	1051	9	116.78	-	116.78	=	0.00	136	366	4.0	5.0	44.44 %
26	02/11/18	116				0	1051	9	116.78	-	116.78	=	0.00	136	366	4.0	5.0	44.44 %
27	02/18/18	116				0	1051	9	116.78	-	116.78	=	0.00	136	366	4.0	5.0	44.44 %
28	02/25/18	116				0	1051	9	116.78	-	116.78	=	0.00	136	366	4.0	5.0	44.44 %
29	02/25/18	116				0	1051	9	116.78	-	116.78	=	0.00	136	366	4.0	5.0	44.44 %
30	03/04/18	116				0	1051	9	116.78	-	116.78	=	0.00	136	366	4.0	5.0	44.44 %
31	03/11/18	116				0	1051	9	116.78	-	116.78	=	0.00	136	366	4.0	5.0	44.44 %
32	03/18/18	116				0	1051	9	116.78	-	116.78	=	0.00	136	366	4.0	5.0	44.44 %
33	03/25/18	116				0	1051	9	116.78	-	116.78	=	0.00	136	366	4.0	5.0	44.44 %

<u><100</u>	<u>100's</u>	<u>125's</u>	<u>150's</u>	<u>175's</u>	<u>200's</u>	<u>225's</u>	<u>250's</u>	<u>275's</u>	<u>300's</u>
1	5	3							
<u><400</u>	<u>400's</u>	<u>450's</u>	<u>500's</u>	<u>550's</u>	<u>600's</u>	<u>650's</u>	<u>700's</u>	<u>750's</u>	<u>800's</u>
3									

<u>Ave of Game 1</u>	<u>Ave of Game 2</u>	<u>Ave of Game 3</u>
114.33	110.00	126.00



Sunday Morning Threesome

Sunday 9:00 AM

Lanes 3 - 16

Note: This report includes information through March 25 which is Week 33 of 33

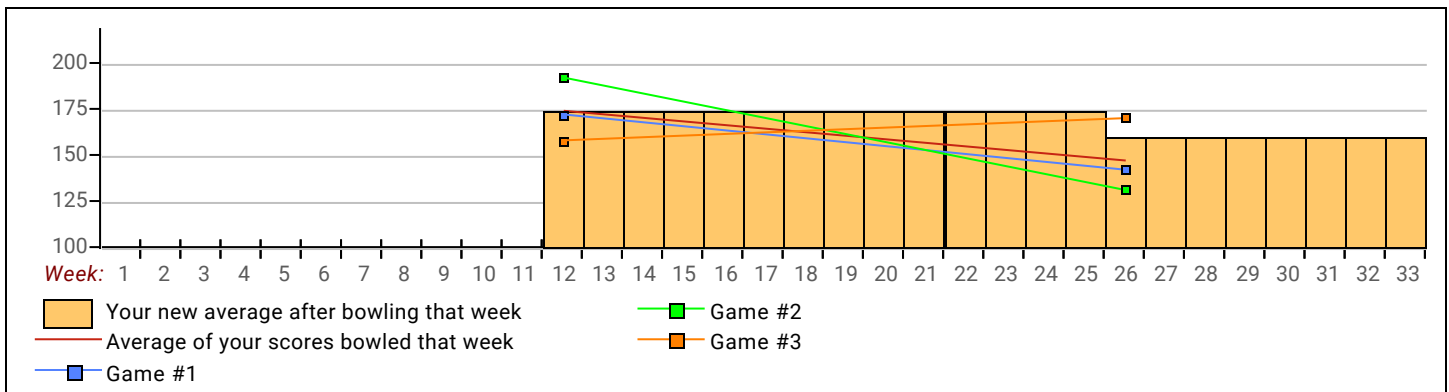
Mitsutyo Johnson's Bowling Record

Week No.	Bowling Date	Old Ave	-1-	-2-	-3-	Total	Pins	Gms	---Average Change---			High Game	High Sers	Points Won	Points Lost	%Won		
									New	Old	---> +/-							
1	09/10/17	180				0	0	0	-	0.00	=	0.00	0	0		0.00 %		
2	09/17/17	180				0	0	0	-	0.00	=	0.00	0	0		0.00 %		
3	09/24/17	180				0	0	0	-	0.00	=	0.00	0	0		0.00 %		
4	10/01/17	180				0	0	0	-	0.00	=	0.00	0	0		0.00 %		
5	10/08/17	180				0	0	0	-	0.00	=	0.00	0	0		0.00 %		
6	10/08/17	180				0	0	0	-	0.00	=	0.00	0	0		0.00 %		
7	10/15/17	180				0	0	0	-	0.00	=	0.00	0	0		0.00 %		
8	10/29/17	180				0	0	0	-	0.00	=	0.00	0	0		0.00 %		
9	10/29/17	180				0	0	0	-	0.00	=	0.00	0	0		0.00 %		
10	11/05/17	180				0	0	0	-	0.00	=	0.00	0	0		0.00 %		
11	11/12/17	180				0	0	0	-	0.00	=	0.00	0	0		0.00 %		
12	11/19/17	bk164	172	192	158	522	522	3	174.00	-	0.00	=	174.00	192	522	1.0	2.0	33.33 %
13	11/26/17	bk164				0	522	3	174.00	-	174.00	=	0.00	192	522	1.0	2.0	33.33 %
14	11/26/17	bk164				0	522	3	174.00	-	174.00	=	0.00	192	522	1.0	2.0	33.33 %
15	12/03/17	bk164				0	522	3	174.00	-	174.00	=	0.00	192	522	1.0	2.0	33.33 %
16	12/10/17	bk164				0	522	3	174.00	-	174.00	=	0.00	192	522	1.0	2.0	33.33 %

End of 1st part

17	12/17/17	bk164				0	522	3	174.00	-	174.00	=	0.00	192	522	1.0	2.0	33.33 %
18	12/31/17	bk164				0	522	3	174.00	-	174.00	=	0.00	192	522	1.0	2.0	33.33 %
19	01/07/18	bk164				0	522	3	174.00	-	174.00	=	0.00	192	522	1.0	2.0	33.33 %
20	01/14/18	bk164				0	522	3	174.00	-	174.00	=	0.00	192	522	1.0	2.0	33.33 %
21	01/21/18	bk164				0	522	3	174.00	-	174.00	=	0.00	192	522	1.0	2.0	33.33 %
22	01/28/18	bk164				0	522	3	174.00	-	174.00	=	0.00	192	522	1.0	2.0	33.33 %
23	02/04/18	bk164				0	522	3	174.00	-	174.00	=	0.00	192	522	1.0	2.0	33.33 %
24	02/04/18	bk164				0	522	3	174.00	-	174.00	=	0.00	192	522	1.0	2.0	33.33 %
25	02/11/18	bk164				0	522	3	174.00	-	174.00	=	0.00	192	522	1.0	2.0	33.33 %
26	02/11/18	bk164	142	131	170	443	965	6	160.83	-	174.00	=	-13.17	192	522	3.0	3.0	50.00 %
27	02/18/18	bk164				0	965	6	160.83	-	160.83	=	0.00	192	522	3.0	3.0	50.00 %
28	02/25/18	bk164				0	965	6	160.83	-	160.83	=	0.00	192	522	3.0	3.0	50.00 %
29	02/25/18	bk164				0	965	6	160.83	-	160.83	=	0.00	192	522	3.0	3.0	50.00 %
30	03/04/18	bk164				0	965	6	160.83	-	160.83	=	0.00	192	522	3.0	3.0	50.00 %
31	03/11/18	bk164				0	965	6	160.83	-	160.83	=	0.00	192	522	3.0	3.0	50.00 %
32	03/18/18	bk164				0	965	6	160.83	-	160.83	=	0.00	192	522	3.0	3.0	50.00 %
33	03/25/18	bk164				0	965	6	160.83	-	160.83	=	0.00	192	522	3.0	3.0	50.00 %

<u><100</u>	<u>100's</u>	<u>125's</u>	<u>150's</u>	<u>175's</u>	<u>200's</u>	<u>225's</u>	<u>250's</u>	<u>275's</u>	<u>300's</u>
		2	3	1					
<u><400</u>	<u>400's</u>	<u>450's</u>	<u>500's</u>	<u>550's</u>	<u>600's</u>	<u>650's</u>	<u>700's</u>	<u>750's</u>	<u>800's</u>
	1		1						
<u>Ave of Game 1</u>			<u>Ave of Game 2</u>			<u>Ave of Game 3</u>			
157.00			161.50			164.00			



Sunday Morning Threesome

Sunday 9:00 AM

Lanes 3 - 16

Note: This report includes information through March 25 which is Week 33 of 33

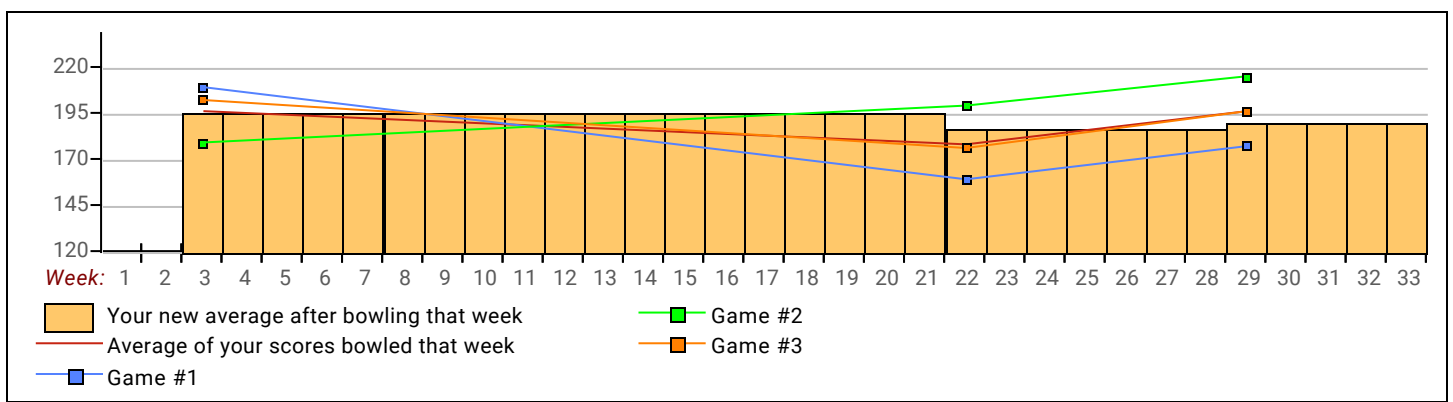
Derrick Rapavi's Bowling Record

Week No.	Bowling Date	Old Ave	-1-	-2-	-3-	Total	Pins	Gms	---Average Change---			High Game	High Sers	Points Won	Points Lost	%Won		
									New	Old	---> +/-							
1	09/10/17	180				0	0	0	-	0.00	=	0.00	0	0			0.00 %	
2	09/17/17	180				0	0	0	-	0.00	=	0.00	0	0			0.00 %	
3	09/24/17	196	209	179	202	590	590	3	196.67	-	0.00	=	196.67	209	590	1.0	2.0	33.33 %
4	10/01/17	196				0	590	3	196.67	-	196.67	=	0.00	209	590	1.0	2.0	33.33 %
5	10/08/17	196				0	590	3	196.67	-	196.67	=	0.00	209	590	1.0	2.0	33.33 %
6	10/08/17	196				0	590	3	196.67	-	196.67	=	0.00	209	590	1.0	2.0	33.33 %
7	10/15/17	196				0	590	3	196.67	-	196.67	=	0.00	209	590	1.0	2.0	33.33 %
8	10/29/17	196				0	590	3	196.67	-	196.67	=	0.00	209	590	1.0	2.0	33.33 %
9	10/29/17	196				0	590	3	196.67	-	196.67	=	0.00	209	590	1.0	2.0	33.33 %
10	11/05/17	196				0	590	3	196.67	-	196.67	=	0.00	209	590	1.0	2.0	33.33 %
11	11/12/17	196				0	590	3	196.67	-	196.67	=	0.00	209	590	1.0	2.0	33.33 %
12	11/19/17	196				0	590	3	196.67	-	196.67	=	0.00	209	590	1.0	2.0	33.33 %
13	11/26/17	196				0	590	3	196.67	-	196.67	=	0.00	209	590	1.0	2.0	33.33 %
14	11/26/17	196				0	590	3	196.67	-	196.67	=	0.00	209	590	1.0	2.0	33.33 %
15	12/03/17	196				0	590	3	196.67	-	196.67	=	0.00	209	590	1.0	2.0	33.33 %
16	12/10/17	196				0	590	3	196.67	-	196.67	=	0.00	209	590	1.0	2.0	33.33 %

End of 1st part

17	12/17/17	196				0	590	3	196.67	-	196.67	=	0.00	209	590	1.0	2.0	33.33 %
18	12/31/17	196				0	590	3	196.67	-	196.67	=	0.00	209	590	1.0	2.0	33.33 %
19	01/07/18	196				0	590	3	196.67	-	196.67	=	0.00	209	590	1.0	2.0	33.33 %
20	01/14/18	196				0	590	3	196.67	-	196.67	=	0.00	209	590	1.0	2.0	33.33 %
21	01/21/18	196				0	590	3	196.67	-	196.67	=	0.00	209	590	1.0	2.0	33.33 %
22	01/28/18	196	159	199	176	534	1124	6	187.33	-	196.67	=	-9.33	209	590	1.5	4.5	25.00 %
23	02/04/18	187				0	1124	6	187.33	-	187.33	=	0.00	209	590	1.5	4.5	25.00 %
24	02/04/18	187				0	1124	6	187.33	-	187.33	=	0.00	209	590	1.5	4.5	25.00 %
25	02/11/18	187				0	1124	6	187.33	-	187.33	=	0.00	209	590	1.5	4.5	25.00 %
26	02/11/18	187				0	1124	6	187.33	-	187.33	=	0.00	209	590	1.5	4.5	25.00 %
27	02/18/18	187				0	1124	6	187.33	-	187.33	=	0.00	209	590	1.5	4.5	25.00 %
28	02/25/18	187				0	1124	6	187.33	-	187.33	=	0.00	209	590	1.5	4.5	25.00 %
29	02/25/18	187	177	215	196	588	1712	9	190.22	-	187.33	=	2.89	215	590	2.5	6.5	27.78 %
30	03/04/18	190				0	1712	9	190.22	-	190.22	=	0.00	215	590	2.5	6.5	27.78 %
31	03/11/18	190				0	1712	9	190.22	-	190.22	=	0.00	215	590	2.5	6.5	27.78 %
32	03/18/18	190				0	1712	9	190.22	-	190.22	=	0.00	215	590	2.5	6.5	27.78 %
33	03/25/18	190				0	1712	9	190.22	-	190.22	=	0.00	215	590	2.5	6.5	27.78 %

<u><100</u>	<u>100's</u>	<u>125's</u>	<u>150's</u>	<u>175's</u>	<u>200's</u>	<u>225's</u>	<u>250's</u>	<u>275's</u>	<u>300's</u>
			1	5	3				
<u><400</u>	<u>400's</u>	<u>450's</u>	<u>500's</u>	<u>550's</u>	<u>600's</u>	<u>650's</u>	<u>700's</u>	<u>750's</u>	<u>800's</u>
			1	2					
			<u>Ave of Game 1</u>	<u>Ave of Game 2</u>	<u>Ave of Game 3</u>				
			181.67	197.67	191.33				



Sunday Morning Threesome

Sunday 9:00 AM

Lanes 3 - 16

Note: This report includes information through March 25 which is Week 33 of 33

Kevin Nabak's Bowling Record

Week No.	Bowling Date	Old Ave	-1-	-2-	-3-	Total	Pins	Gms	---Average Change---			High Game	High Sers	Points Won	Points Lost	%Won
									New	Old	---> +/-					
1	09/10/17	180				0	0	0	-	0.00	=	0.00	0	0		0.00 %
2	09/17/17	180				0	0	0	-	0.00	=	0.00	0	0		0.00 %
3	09/24/17	180				0	0	0	-	0.00	=	0.00	0	0		0.00 %
4	10/01/17	180				0	0	0	-	0.00	=	0.00	0	0		0.00 %
5	10/08/17	180				0	0	0	-	0.00	=	0.00	0	0		0.00 %
6	10/08/17	180				0	0	0	-	0.00	=	0.00	0	0		0.00 %
7	10/15/17	180				0	0	0	-	0.00	=	0.00	0	0		0.00 %
8	10/29/17	180				0	0	0	-	0.00	=	0.00	0	0		0.00 %
9	10/29/17	180				0	0	0	-	0.00	=	0.00	0	0		0.00 %
10	11/05/17	180				0	0	0	-	0.00	=	0.00	0	0		0.00 %
11	11/12/17	180				0	0	0	-	0.00	=	0.00	0	0		0.00 %
12	11/19/17	180				0	0	0	-	0.00	=	0.00	0	0		0.00 %
13	11/26/17	180				0	0	0	-	0.00	=	0.00	0	0		0.00 %
14	11/26/17	180				0	0	0	-	0.00	=	0.00	0	0		0.00 %
15	12/03/17	180				0	0	0	-	0.00	=	0.00	0	0		0.00 %
16	12/10/17	180				0	0	0	-	0.00	=	0.00	0	0		0.00 %

End of 1st part

17	12/17/17	180				0	0	0	-	0.00	=	0.00	0	0		0.00 %		
18	12/31/17	180				0	0	0	-	0.00	=	0.00	0	0		0.00 %		
19	01/07/18	180				0	0	0	-	0.00	=	0.00	0	0		0.00 %		
20	01/14/18	180				0	0	0	-	0.00	=	0.00	0	0		0.00 %		
21	01/21/18	180				0	0	0	-	0.00	=	0.00	0	0		0.00 %		
22	01/28/18	180				0	0	0	-	0.00	=	0.00	0	0		0.00 %		
23	02/04/18	180				0	0	0	-	0.00	=	0.00	0	0		0.00 %		
24	02/04/18	180				0	0	0	-	0.00	=	0.00	0	0		0.00 %		
25	02/11/18	180				0	0	0	-	0.00	=	0.00	0	0		0.00 %		
26	02/11/18	180				0	0	0	-	0.00	=	0.00	0	0		0.00 %		
27	02/18/18	180				0	0	0	-	0.00	=	0.00	0	0		0.00 %		
28	02/25/18	bk184				0	0	0	-	0.00	=	0.00	0	0		0.00 %		
29	02/25/18	bk184	190	194	227	611	611	3	203.67	-	0.00	=	203.67	227	611	2.0	1.0	66.67 %
30	03/04/18	bk184				0	611	3	203.67	-	203.67	=	0.00	227	611	2.0	1.0	66.67 %
31	03/11/18	bk184				0	611	3	203.67	-	203.67	=	0.00	227	611	2.0	1.0	66.67 %
32	03/18/18	bk184				0	611	3	203.67	-	203.67	=	0.00	227	611	2.0	1.0	66.67 %
33	03/25/18	bk184				0	611	3	203.67	-	203.67	=	0.00	227	611	2.0	1.0	66.67 %

<100 100's 125's 150's 175's 200's 225's 250's 275's 300's

2

1

<400 400's 450's 500's 550's 600's 650's 700's 750's 800's

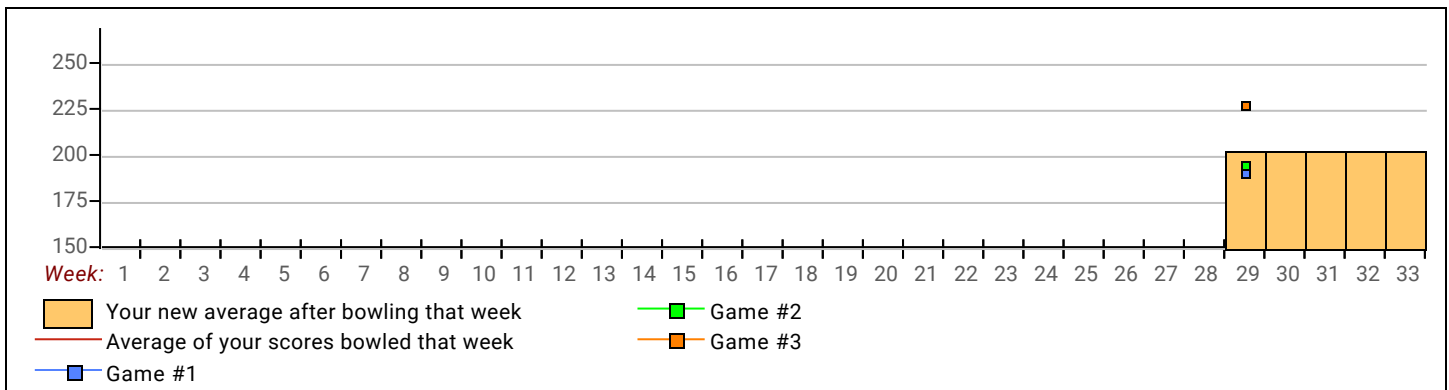
1

Ave of Game 1 Ave of Game 2 Ave of Game 3

190.00

194.00

227.00



Sunday Morning Threesome

Sunday 9:00 AM

Lanes 3 - 16

Note: This report includes information through March 25 which is Week 33 of 33

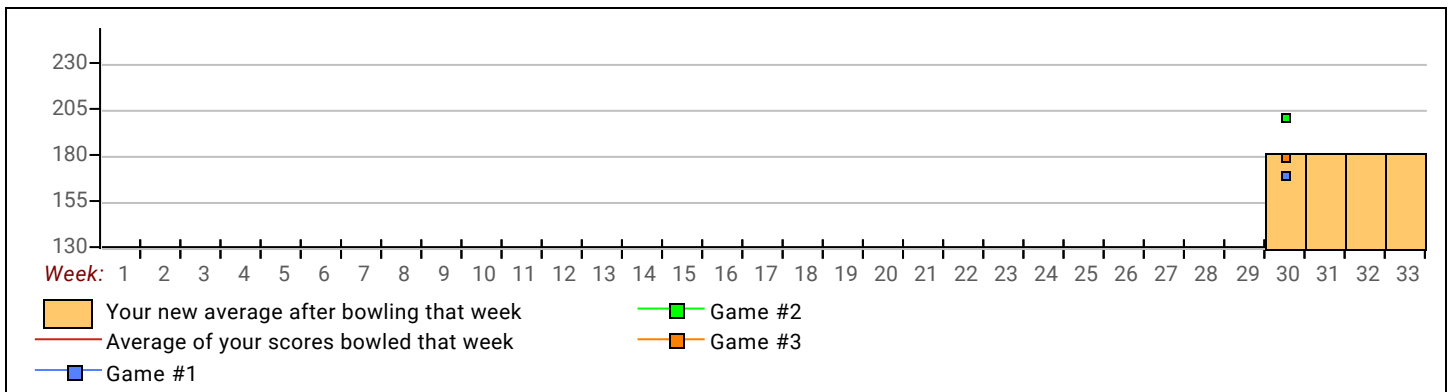
Jason Strez's Bowling Record

Week No.	Bowling Date	Old Ave	-1-	-2-	-3-	Total	Pins	Gms	---Average Change---			High Game	High Sers	Points Won	Points Lost	%Won
									New	Old	---> +/-					
1	09/10/17	180				0	0	0	-	0.00	=	0.00	0	0		0.00 %
2	09/17/17	180				0	0	0	-	0.00	=	0.00	0	0		0.00 %
3	09/24/17	180				0	0	0	-	0.00	=	0.00	0	0		0.00 %
4	10/01/17	180				0	0	0	-	0.00	=	0.00	0	0		0.00 %
5	10/08/17	180				0	0	0	-	0.00	=	0.00	0	0		0.00 %
6	10/08/17	180				0	0	0	-	0.00	=	0.00	0	0		0.00 %
7	10/15/17	180				0	0	0	-	0.00	=	0.00	0	0		0.00 %
8	10/29/17	180				0	0	0	-	0.00	=	0.00	0	0		0.00 %
9	10/29/17	180				0	0	0	-	0.00	=	0.00	0	0		0.00 %
10	11/05/17	180				0	0	0	-	0.00	=	0.00	0	0		0.00 %
11	11/12/17	180				0	0	0	-	0.00	=	0.00	0	0		0.00 %
12	11/19/17	180				0	0	0	-	0.00	=	0.00	0	0		0.00 %
13	11/26/17	180				0	0	0	-	0.00	=	0.00	0	0		0.00 %
14	11/26/17	180				0	0	0	-	0.00	=	0.00	0	0		0.00 %
15	12/03/17	180				0	0	0	-	0.00	=	0.00	0	0		0.00 %
16	12/10/17	180				0	0	0	-	0.00	=	0.00	0	0		0.00 %

End of 1st part

17	12/17/17	180				0	0	0	-	0.00	=	0.00	0	0		0.00 %		
18	12/31/17	180				0	0	0	-	0.00	=	0.00	0	0		0.00 %		
19	01/07/18	180				0	0	0	-	0.00	=	0.00	0	0		0.00 %		
20	01/14/18	180				0	0	0	-	0.00	=	0.00	0	0		0.00 %		
21	01/21/18	180				0	0	0	-	0.00	=	0.00	0	0		0.00 %		
22	01/28/18	180				0	0	0	-	0.00	=	0.00	0	0		0.00 %		
23	02/04/18	180				0	0	0	-	0.00	=	0.00	0	0		0.00 %		
24	02/04/18	180				0	0	0	-	0.00	=	0.00	0	0		0.00 %		
25	02/11/18	180				0	0	0	-	0.00	=	0.00	0	0		0.00 %		
26	02/11/18	180				0	0	0	-	0.00	=	0.00	0	0		0.00 %		
27	02/18/18	180				0	0	0	-	0.00	=	0.00	0	0		0.00 %		
28	02/25/18	180				0	0	0	-	0.00	=	0.00	0	0		0.00 %		
29	02/25/18	180				0	0	0	-	0.00	=	0.00	0	0		0.00 %		
30	03/04/18	182	169	200	179	548	548	3	182.67	-	0.00	=	182.67	200	548	2.0	1.0	66.67 %
31	03/11/18	182				0	548	3	182.67	-	182.67	=	0.00	200	548	2.0	1.0	66.67 %
32	03/18/18	182				0	548	3	182.67	-	182.67	=	0.00	200	548	2.0	1.0	66.67 %
33	03/25/18	182				0	548	3	182.67	-	182.67	=	0.00	200	548	2.0	1.0	66.67 %

<u><100</u>	<u>100's</u>	<u>125's</u>	<u>150's</u>	<u>175's</u>	<u>200's</u>	<u>225's</u>	<u>250's</u>	<u>275's</u>	<u>300's</u>
			1	1	1				
<u><400</u>	<u>400's</u>	<u>450's</u>	<u>500's</u>	<u>550's</u>	<u>600's</u>	<u>650's</u>	<u>700's</u>	<u>750's</u>	<u>800's</u>
			1						
			<u>Ave of Game 1</u>	<u>Ave of Game 2</u>	<u>Ave of Game 3</u>				
			169.00	200.00	179.00				



Sunday Morning Threesome

Sunday 9:00 AM

Lanes 3 - 16

Note: This report includes information through March 25 which is Week 33 of 33

Phil Martinez's Bowling Record

Week No.	Bowling Date	Old Ave	-1-	-2-	-3-	Total	Pins	Gms	---Average Change---			High Game	High Sers	Points Won	Points Lost	%Won
									New	Old	---> +/-					
1	09/10/17	180				0	0	0	-	0.00	=	0.00	0	0		0.00 %
2	09/17/17	180				0	0	0	-	0.00	=	0.00	0	0		0.00 %
3	09/24/17	180				0	0	0	-	0.00	=	0.00	0	0		0.00 %
4	10/01/17	180				0	0	0	-	0.00	=	0.00	0	0		0.00 %
5	10/08/17	180				0	0	0	-	0.00	=	0.00	0	0		0.00 %
6	10/08/17	180				0	0	0	-	0.00	=	0.00	0	0		0.00 %
7	10/15/17	180				0	0	0	-	0.00	=	0.00	0	0		0.00 %
8	10/29/17	180				0	0	0	-	0.00	=	0.00	0	0		0.00 %
9	10/29/17	180				0	0	0	-	0.00	=	0.00	0	0		0.00 %
10	11/05/17	180				0	0	0	-	0.00	=	0.00	0	0		0.00 %
11	11/12/17	180				0	0	0	-	0.00	=	0.00	0	0		0.00 %
12	11/19/17	180				0	0	0	-	0.00	=	0.00	0	0		0.00 %
13	11/26/17	180				0	0	0	-	0.00	=	0.00	0	0		0.00 %
14	11/26/17	180				0	0	0	-	0.00	=	0.00	0	0		0.00 %
15	12/03/17	180				0	0	0	-	0.00	=	0.00	0	0		0.00 %
16	12/10/17	180				0	0	0	-	0.00	=	0.00	0	0		0.00 %

End of 1st part

17	12/17/17	180				0	0	0	-	0.00	=	0.00	0	0		0.00 %	
18	12/31/17	180				0	0	0	-	0.00	=	0.00	0	0		0.00 %	
19	01/07/18	180				0	0	0	-	0.00	=	0.00	0	0		0.00 %	
20	01/14/18	180				0	0	0	-	0.00	=	0.00	0	0		0.00 %	
21	01/21/18	180				0	0	0	-	0.00	=	0.00	0	0		0.00 %	
22	01/28/18	180				0	0	0	-	0.00	=	0.00	0	0		0.00 %	
23	02/04/18	180				0	0	0	-	0.00	=	0.00	0	0		0.00 %	
24	02/04/18	180				0	0	0	-	0.00	=	0.00	0	0		0.00 %	
25	02/11/18	180				0	0	0	-	0.00	=	0.00	0	0		0.00 %	
26	02/11/18	180				0	0	0	-	0.00	=	0.00	0	0		0.00 %	
27	02/18/18	180				0	0	0	-	0.00	=	0.00	0	0		0.00 %	
28	02/25/18	180				0	0	0	-	0.00	=	0.00	0	0		0.00 %	
29	02/25/18	180				0	0	0	-	0.00	=	0.00	0	0		0.00 %	
30	03/04/18	180				0	0	0	-	0.00	=	0.00	0	0		0.00 %	
31	03/11/18	bk185	188	201	205	594	594	3	198.00	-	0.00	=	198.00	205	594	3.0	0.00 %
32	03/18/18	bk185				0	594	3	198.00	-	198.00	=	0.00	205	594	3.0	0.00 %
33	03/25/18	bk185				0	594	3	198.00	-	198.00	=	0.00	205	594	3.0	0.00 %

<u><100</u>	<u>100's</u>	<u>125's</u>	<u>150's</u>	<u>175's</u>	<u>200's</u>	<u>225's</u>	<u>250's</u>	<u>275's</u>	<u>300's</u>
				1	2				
<u><400</u>	<u>400's</u>	<u>450's</u>	<u>500's</u>	<u>550's</u>	<u>600's</u>	<u>650's</u>	<u>700's</u>	<u>750's</u>	<u>800's</u>
				1					
<u>Ave of Game 1</u>			<u>Ave of Game 2</u>			<u>Ave of Game 3</u>			
188.00			201.00			205.00			

