

Sunday Morning Threesome

Sunday 9:00 AM

Lanes 3 - 16

Note: This report includes information through March 25 which is Week 33 of 33

Team 1: Pounders

Name	Pins	Gms	True Average	Book Ave	High Game	High Sers	Points Won	Points Lost	%Won
Vertz, Daniel	17018	96	177.27	175	238	600	54.5	41.5	56.77 %
Cieslak, Al	15991	90	177.68	179	226	629	41.5	48.5	46.11 %
Cieslak, Aaron	21026	96	219.02	213	288	793	51.0	45.0	53.13 %
Mours, Jeff	3330	15	222.00	215	299	760	7.0	8.0	46.67 %

Team History

Week No.	Bowling Date	Opp. Team	-1-	-2-	-3-	Total	Last Wk WON	Last Wk Lost	Points Won	Points Lost	Year-To-Date WON	Y-T-D LOST	High Game	High Sers
1	09/10/17	2	525	617	521	1663	7½	8½	7½	8½	7½	8½	617	1663
2	09/17/17	3	526	573	527	1626	6	10	13½	18½	13½	18½	617	1663
3	09/24/17	12	624	623	606	1853	15	1	28½	19½	28½	19½	624	1853
4	10/01/17	10	517	518	649	1684	10	6	38½	25½	38½	25½	649	1853
5	10/08/17	14	626	553	588	1767	9	7	47½	32½	47½	32½	649	1853
6	10/08/17	6	589	663	564	1816	13½	2½	61	35	61	35	663	1853
7	10/15/17	7	621	563	565	1749	8½	7½	69½	42½	69½	42½	663	1853
8	10/29/17	11	610	539	591	1740	10	6	79½	48½	79½	48½	663	1853
9	10/29/17	5	664	612	571	1847	6	10	85½	58½	85½	58½	664	1853
10	11/05/17	7	538	655	599	1792	11	5	96½	63½	96½	63½	664	1853
11	11/12/17	13	624	571	593	1788	14½	1½	111	65	111	65	664	1853
12	11/19/17	10	561	653	741	1955	13½	2½	124½	67½	124½	67½	741	1955
13	11/26/17	4	546	607	566	1719	6½	9½	131	77	131	77	741	1955
14	11/26/17	9	568	534	584	1686	1	15	132	92	132	92	741	1955
15	12/03/17	8	621	608	584	1813	5	11	137	103	137	103	741	1955
16	12/10/17	13	523	589	594	1706	11	5	148	108	148	108	741	1955

End of 1st part

17	12/17/17	2	658	652	627	1937	11½	4½	11½	4½	159½	112½	741	1955
18	12/31/17	3	605	562	559	1726	9	7	20½	11½	168½	119½	741	1955
19	01/07/18	12	715	586	613	1914	12	4	32½	15½	180½	123½	741	1955
20	01/14/18	10	537	558	577	1672	2	14	34½	29½	182½	137½	741	1955
21	01/21/18	4	580	587	601	1768	5	11	39½	40½	187½	148½	741	1955
22	01/28/18	14	652	494	633	1779	5	11	44½	51½	192½	159½	741	1955
23	02/04/18	6	546	565	575	1686	14	2	58½	53½	206½	161½	741	1955
24	02/04/18	11	491	613	424	1528	7	9	65½	62½	213½	170½	741	1955
25	02/11/18	5	610	535	566	1711	8	8	73½	70½	221½	178½	741	1955
26	02/11/18	7	535	573	607	1715	13	3	86½	73½	234½	181½	741	1955
27	02/18/18	10	665	516	485	1666	5½	10½	92	84	240	192	741	1955
28	02/25/18	13	501	537	607	1645	6	10	98	94	246	202	741	1955
29	02/25/18	4	571	500	456	1527	2	14	100	108	248	216	741	1955
30	03/04/18	9	537	565	605	1707	6	10	106	118	254	226	741	1955
31	03/11/18	8	579	571	565	1715	10	6	116	124	264	232	741	1955
32	03/18/18	3	600	514	550	1664	7	9	123	133	271	241	741	1955
33	03/25/18	3	631	504	618	1753	13	3	136	136	284	244	741	1955

Sunday Morning Threesome

Sunday 9:00 AM

Lanes 3 - 16

Note: This report includes information through March 25 which is Week 33 of 33

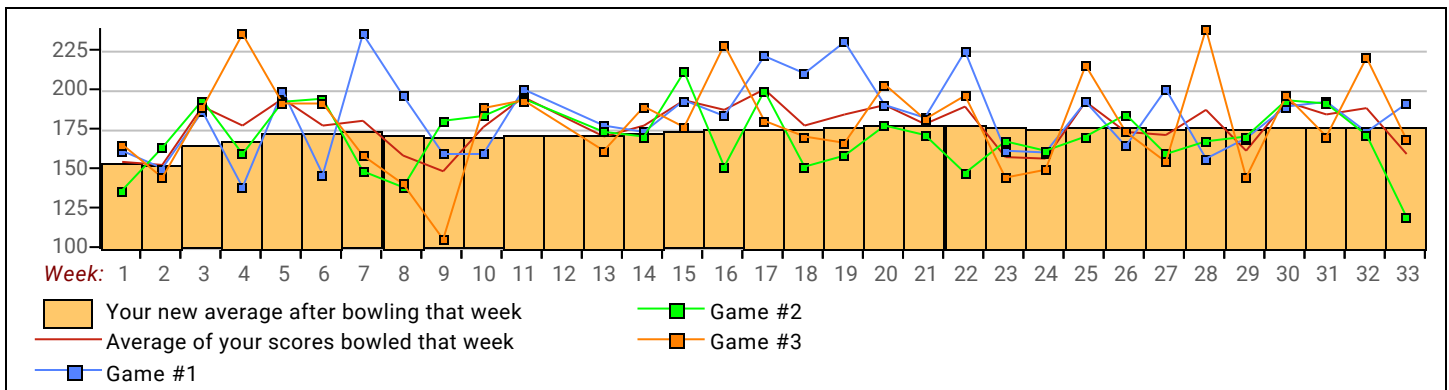
Daniel Vertz's Bowling Record - Team 1: Pounders

Week No.	Bowling Date	Old Ave	---Average Change---			Total	Pins	Gms	New - Old ---> +/-			High Game	High Sers	Points Won	Points Lost	%Won		
			-1-	-2-	-3-													
1	09/10/17	bk175	161	136	165	462	462	3	154.00	-	0.00	=	154.00	165	462	1.0	2.0	33.33 %
2	09/17/17	bk175	150	163	144	457	919	6	153.17	-	154.00	=	-0.83	165	462	1.0	5.0	16.67 %
3	09/24/17	bk175	186	193	188	567	1486	9	165.11	-	153.17	=	11.94	193	567	4.0	5.0	44.44 %
4	10/01/17	165	138	159	235	532	2018	12	168.17	-	165.11	=	3.06	235	567	7.0	5.0	58.33 %
5	10/08/17	168	199	192	191	582	2600	15	173.33	-	168.17	=	5.17	235	582	7.0	8.0	46.67 %
6	10/08/17	173	146	194	191	531	3131	18	173.94	-	173.33	=	0.61	235	582	9.5	8.5	52.78 %
7	10/15/17	173	235	148	158	541	3672	21	174.86	-	173.94	=	0.91	235	582	11.0	10.0	52.38 %
8	10/29/17	174	196	138	140	474	4146	24	172.75	-	174.86	=	-2.11	235	582	12.0	12.0	50.00 %
9	10/29/17	172	159	180	105	444	4590	27	170.00	-	172.75	=	-2.75	235	582	12.0	15.0	44.44 %
10	11/05/17	170	159	183	188	530	5120	30	170.67	-	170.00	=	0.67	235	582	13.0	17.0	43.33 %
11	11/12/17	170	200	194	193	587	5707	33	172.94	-	170.67	=	2.27	235	587	16.0	17.0	48.48 %
12	11/19/17	172				0	5707	33	172.94	-	172.94	=	0.00	235	587	16.0	17.0	48.48 %
13	11/26/17	172	177	173	161	511	6218	36	172.72	-	172.94	=	-0.22	235	587	17.5	18.5	48.61 %
14	11/26/17	172	173	170	189	532	6750	39	173.08	-	172.72	=	0.35	235	587	18.5	20.5	47.44 %
15	12/03/17	173	193	211	176	580	7330	42	174.52	-	173.08	=	1.45	235	587	19.5	22.5	46.43 %
16	12/10/17	174	183	151	228	562	7892	45	175.38	-	174.52	=	0.85	235	587	22.5	22.5	50.00 %

End of 1st part

17	12/17/17	175	221	199	180	600	8492	48	176.92	-	175.38	=	1.54	235	600	25.5	22.5	53.13 %
18	12/31/17	176	210	151	170	531	9023	51	176.92	-	176.92	=	0.00	235	600	27.5	23.5	53.92 %
19	01/07/18	176	230	158	166	554	9577	54	177.35	-	176.92	=	0.43	235	600	28.5	25.5	52.78 %
20	01/14/18	177	190	177	203	570	10147	57	178.02	-	177.35	=	0.67	235	600	30.5	26.5	53.51 %
21	01/21/18	178	182	171	181	534	10681	60	178.02	-	178.02	=	0.00	235	600	31.5	28.5	52.50 %
22	01/28/18	178	224	147	196	567	11248	63	178.54	-	178.02	=	0.52	235	600	33.5	29.5	53.17 %
23	02/04/18	178	161	167	144	472	11720	66	177.58	-	178.54	=	-0.96	235	600	35.5	30.5	53.79 %
24	02/04/18	177	160	161	149	470	12190	69	176.67	-	177.58	=	-0.91	235	600	36.5	32.5	52.90 %
25	02/11/18	176	192	170	215	577	12767	72	177.32	-	176.67	=	0.65	235	600	38.5	33.5	53.47 %
26	02/11/18	177	164	184	173	521	13288	75	177.17	-	177.32	=	-0.15	235	600	41.5	33.5	55.33 %
27	02/18/18	177	200	159	154	513	13801	78	176.94	-	177.17	=	-0.24	235	600	42.5	35.5	54.49 %
28	02/25/18	176	156	167	238	561	14362	81	177.31	-	176.94	=	0.37	238	600	43.5	37.5	53.70 %
29	02/25/18	177	169	170	144	483	14845	84	176.73	-	177.31	=	-0.58	238	600	44.5	39.5	52.98 %
30	03/04/18	176	189	193	196	578	15423	87	177.28	-	176.73	=	0.55	238	600	47.5	39.5	54.60 %
31	03/11/18	177	192	191	170	553	15976	90	177.51	-	177.28	=	0.24	238	600	50.5	39.5	56.11 %
32	03/18/18	177	173	171	220	564	16540	93	177.85	-	177.51	=	0.34	238	600	52.5	40.5	56.45 %
33	03/25/18	177	191	119	168	478	17018	96	177.27	-	177.85	=	-0.58	238	600	54.5	41.5	56.77 %

<100	100's	125's	150's	175's	200's	225's	250's	275's	300's
	2	11	35	34	9	5			
<400	400's	450's	500's	550's	600's	650's	700's	750's	800's
	1	7	10	13	1				
<u>Ave of Game 1</u>			<u>Ave of Game 2</u>			<u>Ave of Game 3</u>			
183.09			170.00			178.72			



Sunday Morning Threesome

Sunday 9:00 AM

Lanes 3 - 16

Note: This report includes information through March 25 which is Week 33 of 33

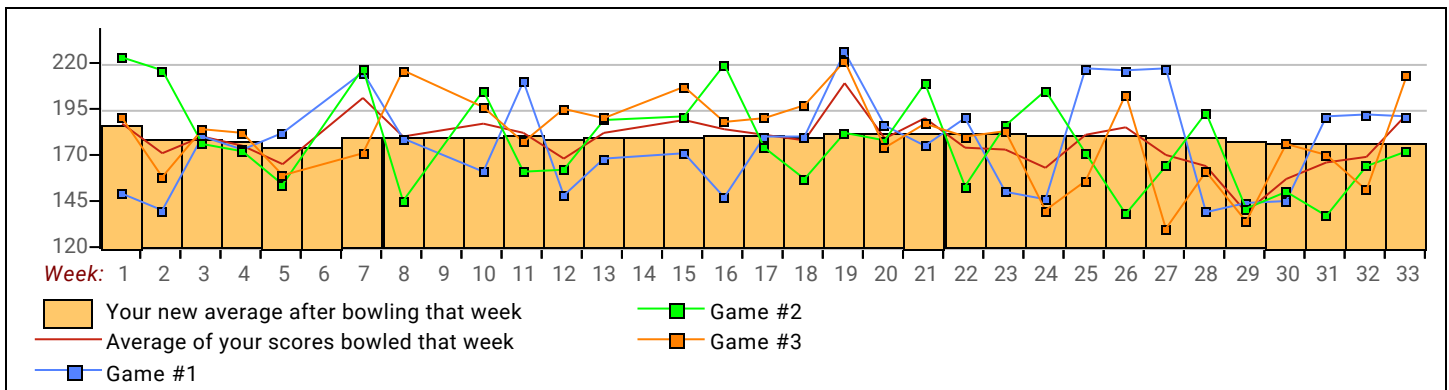
Al Cieslak's Bowling Record - Team 1: Pounders

Week No.	Bowling Date	Old Ave	Average			Total	Pins	Gms	---Average Change---			High Game	High Sers	Points Won	Points Lost	%Won		
			-1-	-2-	-3-				New	Old	---> +/-							
1	09/10/17	bk179	149	223	190	562	562	3	187.33	-	0.00	=	187.33	223	562	1.5	1.5	50.00 %
2	09/17/17	bk179	140	216	158	514	1076	6	179.33	-	187.33	=	-8.00	223	562	3.5	2.5	58.33 %
3	09/24/17	bk179	180	176	184	540	1616	9	179.56	-	179.33	=	0.22	223	562	5.5	3.5	61.11 %
4	10/01/17	179	173	172	182	527	2143	12	178.58	-	179.56	=	-0.97	223	562	5.5	6.5	45.83 %
5	10/08/17	178	182	154	159	495	2638	15	175.87	-	178.58	=	-2.72	223	562	7.5	7.5	50.00 %
6	10/08/17	175				0	2638	15	175.87	-	175.87	=	0.00	223	562	7.5	7.5	50.00 %
7	10/15/17	175	215	217	171	603	3241	18	180.06	-	175.87	=	4.19	223	603	8.5	9.5	47.22 %
8	10/29/17	180	179	145	216	540	3781	21	180.05	-	180.06	=	-0.01	223	603	10.5	10.5	50.00 %
9	10/29/17	180				0	3781	21	180.05	-	180.05	=	0.00	223	603	10.5	10.5	50.00 %
10	11/05/17	180	161	205	196	562	4343	24	180.96	-	180.05	=	0.91	223	603	12.5	11.5	52.08 %
11	11/12/17	180	210	161	177	548	4891	27	181.15	-	180.96	=	0.19	223	603	14.5	12.5	53.70 %
12	11/19/17	181	148	162	195	505	5396	30	179.87	-	181.15	=	-1.28	223	603	15.0	15.0	50.00 %
13	11/26/17	179	168	189	190	547	5943	33	180.09	-	179.87	=	0.22	223	603	18.0	15.0	54.55 %
14	11/26/17	180				0	5943	33	180.09	-	180.09	=	0.00	223	603	18.0	15.0	54.55 %
15	12/03/17	180	171	191	207	569	6512	36	180.89	-	180.09	=	0.80	223	603	19.0	17.0	52.78 %
16	12/10/17	180	147	219	188	554	7066	39	181.18	-	180.89	=	0.29	223	603	20.0	19.0	51.28 %

End of 1st part

17	12/17/17	181	180	174	190	544	7610	42	181.19	-	181.18	=	0.01	223	603	21.5	20.5	51.19 %
18	12/31/17	181	180	157	197	534	8144	45	180.98	-	181.19	=	-0.21	223	603	21.5	23.5	47.78 %
19	01/07/18	180	226	182	221	629	8773	48	182.77	-	180.98	=	1.79	226	629	23.5	24.5	48.96 %
20	01/14/18	182	186	178	174	538	9311	51	182.57	-	182.77	=	-0.20	226	629	23.5	27.5	46.08 %
21	01/21/18	182	175	209	187	571	9882	54	183.00	-	182.57	=	0.43	226	629	24.5	29.5	45.37 %
22	01/28/18	183	190	153	180	523	10405	57	182.54	-	183.00	=	-0.46	226	629	24.5	32.5	42.98 %
23	02/04/18	182	150	186	183	519	10924	60	182.07	-	182.54	=	-0.48	226	629	26.5	33.5	44.17 %
24	02/04/18	182	146	205	140	491	11415	63	181.19	-	182.07	=	-0.88	226	629	27.5	35.5	43.65 %
25	02/11/18	181	217	171	156	544	11959	66	181.20	-	181.19	=	0.01	226	629	30.5	35.5	46.21 %
26	02/11/18	181	216	138	203	557	12516	69	181.39	-	181.20	=	0.19	226	629	32.5	36.5	47.10 %
27	02/18/18	181	217	164	130	511	13027	72	180.93	-	181.39	=	-0.46	226	629	33.5	38.5	46.53 %
28	02/25/18	180	139	193	161	493	13520	75	180.27	-	180.93	=	-0.66	226	629	35.5	39.5	47.33 %
29	02/25/18	180	144	141	134	419	13939	78	178.71	-	180.27	=	-1.56	226	629	36.5	41.5	46.79 %
30	03/04/18	178	145	150	176	471	14410	81	177.90	-	178.71	=	-0.80	226	629	37.5	43.5	46.30 %
31	03/11/18	177	191	137	170	498	14908	84	177.48	-	177.90	=	-0.43	226	629	37.5	46.5	44.64 %
32	03/18/18	177	192	164	151	507	15415	87	177.18	-	177.48	=	-0.29	226	629	38.5	48.5	44.25 %
33	03/25/18	177	191	172	213	576	15991	90	177.68	-	177.18	=	0.49	226	629	41.5	48.5	46.11 %

<100	100's	125's	150's	175's	200's	225's	250's	275's	300's
		15	25	32	17	1			
<400	400's	450's	500's	550's	600's	650's	700's	750's	800's
	1	5	15	7	2				
Ave of Game 1			Ave of Game 2			Ave of Game 3			
176.93			176.80			179.30			



Sunday Morning Threesome

Sunday 9:00 AM

Lanes 3 - 16

Note: This report includes information through March 25 which is Week 33 of 33

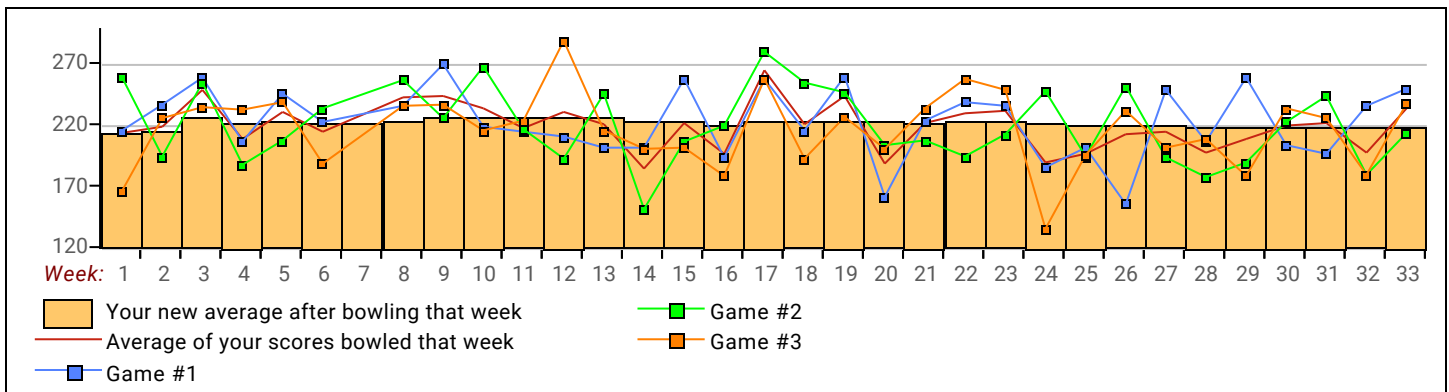
Aaron Cieslak's Bowling Record - Team 1: Pounders

Week No.	Bowling Date	Old Ave	Average			Total	Pins	Gms	---Average Change---			High Game	High Sers	Points Won	Points Lost	%Won		
			-1-	-2-	-3-				New	Old	+/-							
1	09/10/17	bk213	215	258	166	639	639	3	213.00	-	0.00	=	213.00	258	639	1.0	2.0	33.33 %
2	09/17/17	bk213	236	194	225	655	1294	6	215.67	-	213.00	=	2.67	258	655	3.0	3.0	50.00 %
3	09/24/17	bk213	258	254	234	746	2040	9	226.67	-	215.67	=	11.00	258	746	6.0	3.0	66.67 %
4	10/01/17	226	206	187	232	625	2665	12	222.08	-	226.67	=	-4.58	258	746	8.0	4.0	66.67 %
5	10/08/17	222	245	207	238	690	3355	15	223.67	-	222.08	=	1.58	258	746	10.0	5.0	66.67 %
6	10/08/17	223	222	233	188	643	3998	18	222.11	-	223.67	=	-1.56	258	746	12.0	6.0	66.67 %
7	10/15/17	222				0	3998	18	222.11	-	222.11	=	0.00	258	746	12.0	6.0	66.67 %
8	10/29/17	222	235	256	235	726	4724	21	224.95	-	222.11	=	2.84	258	746	15.0	6.0	71.43 %
9	10/29/17	224	269	225	236	730	5454	24	227.25	-	224.95	=	2.30	269	746	17.0	7.0	70.83 %
10	11/05/17	227	218	267	215	700	6154	27	227.93	-	227.25	=	0.68	269	746	20.0	7.0	74.07 %
11	11/12/17	227	214	216	223	653	6807	30	226.90	-	227.93	=	-1.03	269	746	22.5	7.5	75.00 %
12	11/19/17	226	210	192	288	690	7497	33	227.18	-	226.90	=	0.28	288	746	25.5	7.5	77.27 %
13	11/26/17	227	201	245	215	661	8158	36	226.61	-	227.18	=	-0.57	288	746	25.5	10.5	70.83 %
14	11/26/17	226	201	151	200	552	8710	39	223.33	-	226.61	=	-3.28	288	746	25.5	13.5	65.38 %
15	12/03/17	223	257	206	201	664	9374	42	223.19	-	223.33	=	-0.14	288	746	26.5	15.5	63.10 %
16	12/10/17	223	193	219	178	590	9964	45	221.42	-	223.19	=	-1.77	288	746	28.5	16.5	63.33 %

End of 1st part

17	12/17/17	221	257	279	257	793	10757	48	224.10	-	221.42	=	2.68	288	793	30.5	17.5	63.54 %
18	12/31/17	224	215	254	192	661	11418	51	223.88	-	224.10	=	-0.22	288	793	32.5	18.5	63.73 %
19	01/07/18	223	259	246	226	731	12149	54	224.98	-	223.88	=	1.10	288	793	34.5	19.5	63.89 %
20	01/14/18	224	161	203	200	564	12713	57	223.04	-	224.98	=	-1.95	288	793	34.5	22.5	60.53 %
21	01/21/18	223	223	207	233	663	13376	60	222.93	-	223.04	=	-0.10	288	793	35.5	24.5	59.17 %
22	01/28/18	222	238	194	257	689	14065	63	223.25	-	222.93	=	0.32	288	793	36.5	26.5	57.94 %
23	02/04/18	223	235	212	248	695	14760	66	223.64	-	223.25	=	0.38	288	793	39.5	26.5	59.85 %
24	02/04/18	223	185	247	135	567	15327	69	222.13	-	223.64	=	-1.51	288	793	41.5	27.5	60.14 %
25	02/11/18	222	201	194	195	590	15917	72	221.07	-	222.13	=	-1.06	288	793	41.5	30.5	57.64 %
26	02/11/18	221	155	251	231	637	16554	75	220.72	-	221.07	=	-0.35	288	793	42.5	32.5	56.67 %
27	02/18/18	220	248	193	201	642	17196	78	220.46	-	220.72	=	-0.26	288	793	44.0	34.0	56.41 %
28	02/25/18	220	206	177	208	591	17787	81	219.59	-	220.46	=	-0.87	288	793	45.0	36.0	55.56 %
29	02/25/18	219	258	189	178	625	18412	84	219.19	-	219.59	=	-0.40	288	793	45.0	39.0	53.57 %
30	03/04/18	219	203	222	233	658	19070	87	219.20	-	219.19	=	0.00	288	793	45.0	42.0	51.72 %
31	03/11/18	219	196	243	225	664	19734	90	219.27	-	219.20	=	0.07	288	793	47.0	43.0	52.22 %
32	03/18/18	219	235	179	179	593	20327	93	218.57	-	219.27	=	-0.70	288	793	48.0	45.0	51.61 %
33	03/25/18	218	249	213	237	699	21026	96	219.02	-	218.57	=	0.45	288	793	51.0	45.0	53.13 %

<u><100</u>	<u>100's</u>	<u>125's</u>	<u>150's</u>	<u>175's</u>	<u>200's</u>	<u>225's</u>	<u>250's</u>	<u>275's</u>	<u>300's</u>
		1	4	18	30	27	14	2	
<u><400</u>	<u>400's</u>	<u>450's</u>	<u>500's</u>	<u>550's</u>	<u>600's</u>	<u>650's</u>	<u>700's</u>	<u>750's</u>	<u>800's</u>
				7	6	13	5	1	
<u>Ave of Game 1</u>			<u>Ave of Game 2</u>			<u>Ave of Game 3</u>			
222.00			219.16			215.91			



Sunday Morning Threesome

Sunday 9:00 AM

Lanes 3 - 16

Note: This report includes information through March 25 which is Week 33 of 33

Jeff Mours's Bowling Record - Team 1: Pounders

Week No.	Bowling Date	Old Ave	-1-	-2-	-3-	Total	Pins	Gms	---Average Change---			High Game	High Sers	Points Won	Points Lost	%Won		
									New	Old	---> +/-							
1	09/10/17	bk215				0	0	0	-	0.00	=	0.00	0	0		0.00 %		
2	09/17/17	bk215				0	0	0	-	0.00	=	0.00	0	0		0.00 %		
3	09/24/17	bk215	204	238	211	653	653	3	217.67	-	0.00	=	217.67	238	653	3.0	0.00 %	
4	10/01/17	bk215				0	653	3	217.67	-	217.67	=	0.00	238	653	3.0	0.00 %	
5	10/08/17	bk215				0	653	3	217.67	-	217.67	=	0.00	238	653	3.0	0.00 %	
6	10/08/17	bk215	221	236	185	642	1295	6	215.83	-	217.67	=	-1.83	238	653	2.0	4.0	33.33 %
7	10/15/17	bk215				0	1295	6	215.83	-	215.83	=	0.00	238	653	2.0	4.0	33.33 %
8	10/29/17	bk215				0	1295	6	215.83	-	215.83	=	0.00	238	653	2.0	4.0	33.33 %
9	10/29/17	bk215	236	207	230	673	1968	9	218.67	-	215.83	=	2.83	238	673	4.0	5.0	44.44 %
10	11/05/17	218				0	1968	9	218.67	-	218.67	=	0.00	238	673	4.0	5.0	44.44 %
11	11/12/17	218				0	1968	9	218.67	-	218.67	=	0.00	238	673	4.0	5.0	44.44 %
12	11/19/17	218	203	299	258	760	2728	12	227.33	-	218.67	=	8.67	299	760	7.0	5.0	58.33 %
13	11/26/17	227				0	2728	12	227.33	-	227.33	=	0.00	299	760	7.0	5.0	58.33 %
14	11/26/17	227	194	213	195	602	3330	15	222.00	-	227.33	=	-5.33	299	760	7.0	8.0	46.67 %
15	12/03/17	222				0	3330	15	222.00	-	222.00	=	0.00	299	760	7.0	8.0	46.67 %
16	12/10/17	222				0	3330	15	222.00	-	222.00	=	0.00	299	760	7.0	8.0	46.67 %

End of 1st part

17	12/17/17	222				0	3330	15	222.00	-	222.00	=	0.00	299	760	7.0	8.0	46.67 %
18	12/31/17	222				0	3330	15	222.00	-	222.00	=	0.00	299	760	7.0	8.0	46.67 %
19	01/07/18	222				0	3330	15	222.00	-	222.00	=	0.00	299	760	7.0	8.0	46.67 %
20	01/14/18	222				0	3330	15	222.00	-	222.00	=	0.00	299	760	7.0	8.0	46.67 %
21	01/21/18	222				0	3330	15	222.00	-	222.00	=	0.00	299	760	7.0	8.0	46.67 %
22	01/28/18	222				0	3330	15	222.00	-	222.00	=	0.00	299	760	7.0	8.0	46.67 %
23	02/04/18	222				0	3330	15	222.00	-	222.00	=	0.00	299	760	7.0	8.0	46.67 %
24	02/04/18	222				0	3330	15	222.00	-	222.00	=	0.00	299	760	7.0	8.0	46.67 %
25	02/11/18	222				0	3330	15	222.00	-	222.00	=	0.00	299	760	7.0	8.0	46.67 %
26	02/11/18	222				0	3330	15	222.00	-	222.00	=	0.00	299	760	7.0	8.0	46.67 %
27	02/18/18	222				0	3330	15	222.00	-	222.00	=	0.00	299	760	7.0	8.0	46.67 %
28	02/25/18	222				0	3330	15	222.00	-	222.00	=	0.00	299	760	7.0	8.0	46.67 %
29	02/25/18	222				0	3330	15	222.00	-	222.00	=	0.00	299	760	7.0	8.0	46.67 %
30	03/04/18	222				0	3330	15	222.00	-	222.00	=	0.00	299	760	7.0	8.0	46.67 %
31	03/11/18	222				0	3330	15	222.00	-	222.00	=	0.00	299	760	7.0	8.0	46.67 %
32	03/18/18	222				0	3330	15	222.00	-	222.00	=	0.00	299	760	7.0	8.0	46.67 %
33	03/25/18	222				0	3330	15	222.00	-	222.00	=	0.00	299	760	7.0	8.0	46.67 %

<u><100</u>	<u>100's</u>	<u>125's</u>	<u>150's</u>	<u>175's</u>	<u>200's</u>	<u>225's</u>	<u>250's</u>	<u>275's</u>	<u>300's</u>
				3	6	4	1	1	
<u><400</u>	<u>400's</u>	<u>450's</u>	<u>500's</u>	<u>550's</u>	<u>600's</u>	<u>650's</u>	<u>700's</u>	<u>750's</u>	<u>800's</u>
					2	2		1	
			<u>Ave of Game 1</u>	<u>Ave of Game 2</u>	<u>Ave of Game 3</u>				
			211.60	238.60	215.80				

