

Sunday Morning Threesome

Sunday 9:00 AM

Lanes 3 - 16

Note: This report includes information through March 25 which is Week 33 of 33

Team 10: Pomp's Tire Service Inc

Name	Pins	Gms	True Average	Book Ave	High Game	High Sers	Points Won	Points Lost	%Won
Secora Jr, John	16911	84	201.32	196	269	689	47.0	37.0	55.95 %
Mc Veigh, Dennis	19158	93	206.00	203	279	729	57.5	35.5	61.83 %
Secora, John C.	19586	93	210.60	211	269	759	45.5	47.5	48.92 %
Guida, Donato	1870	9	207.78	214	255	700	4.0	5.0	44.44 %
Sobieski, Jamie	2945	15	196.33	192	226	647	8.0	7.0	53.33 %

Team History

Week No.	Bowling Date	Opp. Team	-1-	-2-	-3-	Total	Last Wk WON	Last Wk Lost	Points Won	Points Lost	Year-To-Date WON	Y-T-D LOST	High Game	High Sers
1	09/10/17	9	635	684	682	2001	14	2	14	2	14	2	684	2001
2	09/17/17	7	616	602	662	1880	13	3	27	5	27	5	684	2001
3	09/24/17	11	608	564	580	1752	6	10	33	15	33	15	684	2001
4	10/01/17	1	529	619	585	1733	6	10	39	25	39	25	684	2001
5	10/08/17	5	590	610	616	1816	3	13	42	38	42	38	684	2001
6	10/08/17	13	658	598	759	2015	8	8	50	46	50	46	759	2015
7	10/15/17	4	527	664	590	1781	7	9	57	55	57	55	759	2015
8	10/29/17	4	639	705	563	1907	11	5	68	60	68	60	759	2015
9	10/29/17	6	651	591	616	1858	12	4	80	64	80	64	759	2015
10	11/05/17	8	546	629	595	1770	12½	3½	92½	67½	92½	67½	759	2015
11	11/12/17	12	723	654	665	2042	15	1	107½	68½	107½	68½	759	2042
12	11/19/17	1	510	591	635	1736	2½	13½	110	82	110	82	759	2042
13	11/26/17	2	680	652	605	1937	5	11	115	93	115	93	759	2042
14	11/26/17	3	623	686	669	1978	14	2	129	95	129	95	759	2042
15	12/03/17	14	708	568	644	1920	10	6	139	101	139	101	759	2042
16	12/10/17	9	636	649	596	1881	3	13	142	114	142	114	759	2042

End of 1st part

17	12/17/17	9	600	677	621	1898	10	6	10	6	152	120	759	2042
18	12/31/17	7	591	650	643	1884	3	13	13	19	155	133	759	2042
19	01/07/18	11	656	684	682	2022	10	6	23	25	165	139	759	2042
20	01/14/18	1	646	660	683	1989	14	2	37	27	179	141	759	2042
21	01/21/18	12	590	567	624	1781	8	8	45	35	187	149	759	2042
22	01/28/18	5	591	549	525	1665	6	10	51	45	193	159	759	2042
23	02/04/18	13	568	515	595	1678	11	5	62	50	204	164	759	2042
24	02/04/18	4	536	577	544	1657	5	11	67	61	209	175	759	2042
25	02/11/18	6	538	604	637	1779	15	1	82	62	224	176	759	2042
26	02/11/18	8	619	597	571	1787	6	10	88	72	230	186	759	2042
27	02/18/18	1	536	686	676	1898	10½	5½	98½	77½	240½	191½	759	2042
28	02/25/18	12	612	541	680	1833	10½	5½	109	83	251	197	759	2042
29	02/25/18	2	538	644	660	1842	9	7	118	90	260	204	759	2042
30	03/04/18	3	702	598	538	1838	5	11	123	101	265	215	759	2042
31	03/11/18	14	646	588	596	1830	6	10	129	111	271	225	759	2042
32	03/18/18	12	631	578	585	1794	10	6	139	117	281	231	759	2042
33	03/25/18	7	556	666	677	1899	12	4	151	121	293	235	759	2042

Sunday Morning Threesome

Sunday 9:00 AM

Lanes 3 - 16

Note: This report includes information through March 25 which is Week 33 of 33

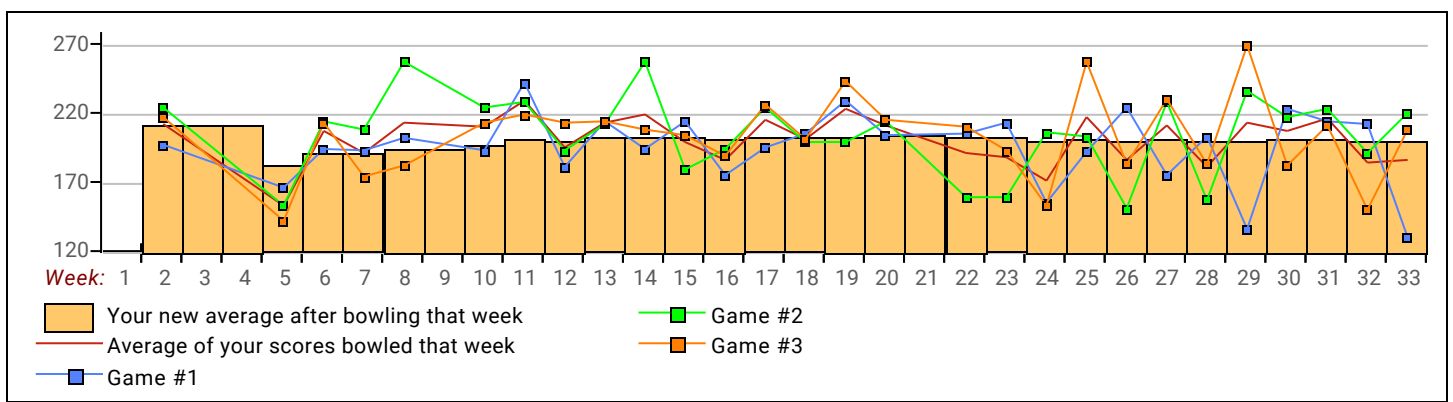
John Secora Jr's Bowling Record - Team 10: Pomp's Tire Service Inc

Week No.	Bowling Date	Old Ave	---Average Change---			Total	Pins	Gms	New - Old ---> +/-			High Game	High Sers	Points Won	Points Lost	%Won		
			-1-	-2-	-3-													
1	09/10/17	bk196				0	0	0	-	0.00	=	0.00	0	0			0.00 %	
2	09/17/17	bk196	197	224	217	638	638	3	212.67	-	0.00	=	212.67	224	638	3.0		100.00 %
3	09/24/17	bk196				0	638	3	212.67	-	212.67	=	0.00	224	638	3.0		100.00 %
4	10/01/17	bk196				0	638	3	212.67	-	212.67	=	0.00	224	638	3.0		100.00 %
5	10/08/17	bk196	166	153	142	461	1099	6	183.17	-	212.67	=	-29.50	224	638	3.0	3.0	50.00 %
6	10/08/17	bk196	194	214	213	621	1720	9	191.11	-	183.17	=	7.94	224	638	4.0	5.0	44.44 %
7	10/15/17	191	193	208	174	575	2295	12	191.25	-	191.11	=	0.14	224	638	7.0	5.0	58.33 %
8	10/29/17	191	202	257	182	641	2936	15	195.73	-	191.25	=	4.48	257	641	10.0	5.0	66.67 %
9	10/29/17	195				0	2936	15	195.73	-	195.73	=	0.00	257	641	10.0	5.0	66.67 %
10	11/05/17	195	193	224	213	630	3566	18	198.11	-	195.73	=	2.38	257	641	12.0	6.0	66.67 %
11	11/12/17	198	242	228	219	689	4255	21	202.62	-	198.11	=	4.51	257	689	15.0	6.0	71.43 %
12	11/19/17	202	181	193	213	587	4842	24	201.75	-	202.62	=	-0.87	257	689	17.5	6.5	72.92 %
13	11/26/17	201	214	212	214	640	5482	27	203.04	-	201.75	=	1.29	257	689	17.5	9.5	64.81 %
14	11/26/17	203	194	257	208	659	6141	30	204.70	-	203.04	=	1.66	257	689	19.5	10.5	65.00 %
15	12/03/17	204	214	179	204	597	6738	33	204.18	-	204.70	=	-0.52	257	689	21.5	11.5	65.15 %
16	12/10/17	204	175	194	189	558	7296	36	202.67	-	204.18	=	-1.52	257	689	21.5	14.5	59.72 %

End of 1st part

17	12/17/17	202	195	224	226	645	7941	39	203.62	-	202.67	=	0.95	257	689	24.5	14.5	62.82 %
18	12/31/17	203	205	199	201	605	8546	42	203.48	-	203.62	=	-0.14	257	689	24.5	17.5	58.33 %
19	01/07/18	203	229	199	243	671	9217	45	204.82	-	203.48	=	1.35	257	689	25.5	19.5	56.67 %
20	01/14/18	204	204	214	215	633	9850	48	205.21	-	204.82	=	0.39	257	689	26.5	21.5	55.21 %
21	01/21/18	205				0	9850	48	205.21	-	205.21	=	0.00	257	689	26.5	21.5	55.21 %
22	01/28/18	205	205	159	210	574	10424	51	204.39	-	205.21	=	-0.82	257	689	27.5	23.5	53.92 %
23	02/04/18	204	213	159	193	565	10989	54	203.50	-	204.39	=	-0.89	257	689	28.5	25.5	52.78 %
24	02/04/18	203	155	206	153	514	11503	57	201.81	-	203.50	=	-1.69	257	689	29.5	27.5	51.75 %
25	02/11/18	201	192	203	257	652	12155	60	202.58	-	201.81	=	0.78	257	689	32.5	27.5	54.17 %
26	02/11/18	202	224	151	183	558	12713	63	201.79	-	202.58	=	-0.79	257	689	33.5	29.5	53.17 %
27	02/18/18	201	175	228	230	633	13346	66	202.21	-	201.79	=	0.42	257	689	35.5	30.5	53.79 %
28	02/25/18	202	203	157	183	543	13889	69	201.29	-	202.21	=	-0.92	257	689	37.0	32.0	53.62 %
29	02/25/18	201	136	236	269	641	14530	72	201.81	-	201.29	=	0.52	269	689	39.0	33.0	54.17 %
30	03/04/18	201	223	217	182	622	15152	75	202.03	-	201.81	=	0.22	269	689	41.0	34.0	54.67 %
31	03/11/18	202	214	223	211	648	15800	78	202.56	-	202.03	=	0.54	269	689	43.0	35.0	55.13 %
32	03/18/18	202	212	191	150	553	16353	81	201.89	-	202.56	=	-0.68	269	689	45.0	36.0	55.56 %
33	03/25/18	201	130	220	208	558	16911	84	201.32	-	201.89	=	-0.57	269	689	47.0	37.0	55.95 %

<u><100</u>	<u>100's</u>	<u>125's</u>	<u>150's</u>	<u>175's</u>	<u>200's</u>	<u>225's</u>	<u>250's</u>	<u>275's</u>	<u>300's</u>
		3	10	22	37	8	4		
<u><400</u>	<u>400's</u>	<u>450's</u>	<u>500's</u>	<u>550's</u>	<u>600's</u>	<u>650's</u>	<u>700's</u>	<u>750's</u>	<u>800's</u>
		1	2	9	12	4			
<u>Ave of Game 1</u>			<u>Ave of Game 2</u>			<u>Ave of Game 3</u>			
195.71			204.61			203.64			



Sunday Morning Threesome

Sunday 9:00 AM

Lanes 3 - 16

Note: This report includes information through March 25 which is Week 33 of 33

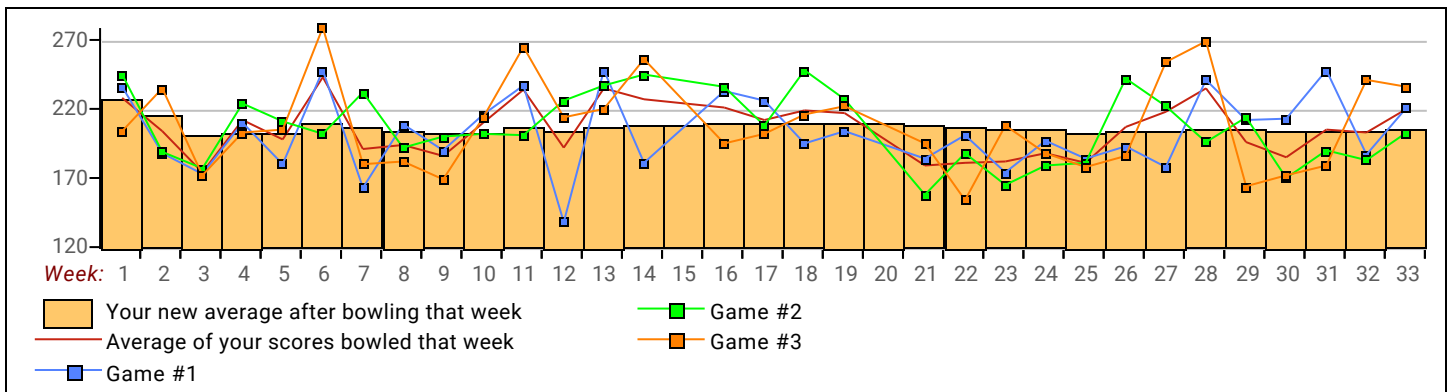
Dennis Mc Veigh's Bowling Record - Team 10: Pomp's Tire Service Inc

Week No.	Bowling Date	Old Ave	Average			Total	Pins	Gms	---Average Change---			High Game	High Sers	Points Won	Points Lost	%Won	
			-1-	-2-	-3-				New	Old	---> +/-						
1	09/10/17	bk203	236	245	204	685	685	3	228.33	-	0.00	= 228.33	245	685	3.0		100.00 %
2	09/17/17	bk203	188	189	235	612	1297	6	216.17	-	228.33	= -12.17	245	685	4.0	2.0	66.67 %
3	09/24/17	bk203	173	177	172	522	1819	9	202.11	-	216.17	= -14.06	245	685	5.0	4.0	55.56 %
4	10/01/17	202	210	224	203	637	2456	12	204.67	-	202.11	= 2.56	245	685	8.0	4.0	66.67 %
5	10/08/17	204	180	211	205	596	3052	15	203.47	-	204.67	= -1.20	245	685	9.0	6.0	60.00 %
6	10/08/17	203	248	202	279	729	3781	18	210.06	-	203.47	= 6.59	279	729	12.0	6.0	66.67 %
7	10/15/17	210	163	232	180	575	4356	21	207.43	-	210.06	= -2.63	279	729	13.0	8.0	61.90 %
8	10/29/17	207	209	192	182	583	4939	24	205.79	-	207.43	= -1.64	279	729	15.0	9.0	62.50 %
9	10/29/17	205	190	200	169	559	5498	27	203.63	-	205.79	= -2.16	279	729	15.0	12.0	55.56 %
10	11/05/17	203	216	202	214	632	6130	30	204.33	-	203.63	= 0.70	279	729	17.5	12.5	58.33 %
11	11/12/17	204	237	201	265	703	6833	33	207.06	-	204.33	= 2.73	279	729	20.5	12.5	62.12 %
12	11/19/17	207	138	226	214	578	7411	36	205.86	-	207.06	= -1.20	279	729	20.5	15.5	56.94 %
13	11/26/17	205	248	237	220	705	8116	39	208.10	-	205.86	= 2.24	279	729	23.5	15.5	60.26 %
14	11/26/17	208	181	245	256	682	8798	42	209.48	-	208.10	= 1.37	279	729	26.5	15.5	63.10 %
15	12/03/17	209				0	8798	42	209.48	-	209.48	= 0.00	279	729	26.5	15.5	63.10 %
16	12/10/17	209	233	236	195	664	9462	45	210.27	-	209.48	= 0.79	279	729	27.5	17.5	61.11 %

End of 1st part

17	12/17/17	210	226	208	202	636	10098	48	210.38	-	210.27	= 0.11	279	729	29.5	18.5	61.46 %
18	12/31/17	210	195	248	216	659	10757	51	210.92	-	210.38	= 0.55	279	729	31.5	19.5	61.76 %
19	01/07/18	210	204	227	222	653	11410	54	211.30	-	210.92	= 0.37	279	729	34.5	19.5	63.89 %
20	01/14/18	211				0	11410	54	211.30	-	211.30	= 0.00	279	729	34.5	19.5	63.89 %
21	01/21/18	211	184	158	195	537	11947	57	209.60	-	211.30	= -1.70	279	729	36.5	20.5	64.04 %
22	01/28/18	209	201	188	154	543	12490	60	208.17	-	209.60	= -1.43	279	729	38.5	21.5	64.17 %
23	02/04/18	208	174	165	208	547	13037	63	206.94	-	208.17	= -1.23	279	729	40.5	22.5	64.29 %
24	02/04/18	206	197	179	188	564	13601	66	206.08	-	206.94	= -0.86	279	729	41.5	24.5	62.88 %
25	02/11/18	206	184	181	178	543	14144	69	204.99	-	206.08	= -1.09	279	729	44.5	24.5	64.49 %
26	02/11/18	204	193	242	186	621	14765	72	205.07	-	204.99	= 0.08	279	729	46.5	25.5	64.58 %
27	02/18/18	205	178	222	254	654	15419	75	205.59	-	205.07	= 0.52	279	729	48.5	26.5	64.67 %
28	02/25/18	205	241	196	269	706	16125	78	206.73	-	205.59	= 1.14	279	729	51.5	26.5	66.03 %
29	02/25/18	206	212	214	164	590	16715	81	206.36	-	206.73	= -0.37	279	729	52.5	28.5	64.81 %
30	03/04/18	206	213	170	172	555	17270	84	205.60	-	206.36	= -0.76	279	729	52.5	31.5	62.50 %
31	03/11/18	205	248	190	179	617	17887	87	205.60	-	205.60	= 0.00	279	729	53.5	33.5	61.49 %
32	03/18/18	205	187	183	241	611	18498	90	205.53	-	205.60	= -0.06	279	729	55.5	34.5	61.67 %
33	03/25/18	205	221	203	236	660	19158	93	206.00	-	205.53	= 0.47	279	729	57.5	35.5	61.83 %

<100	100's	125's	150's	175's	200's	225's	250's	275's	300's
		1	11	28	28	20	4	1	
<400	400's	450's	500's	550's	600's	650's	700's	750's	800's
			5	8	7	7	4		
Ave of Game 1			Ave of Game 2			Ave of Game 3			
203.48			206.23			208.29			



Sunday Morning Threesome

Sunday 9:00 AM

Lanes 3 - 16

Note: This report includes information through March 25 which is Week 33 of 33

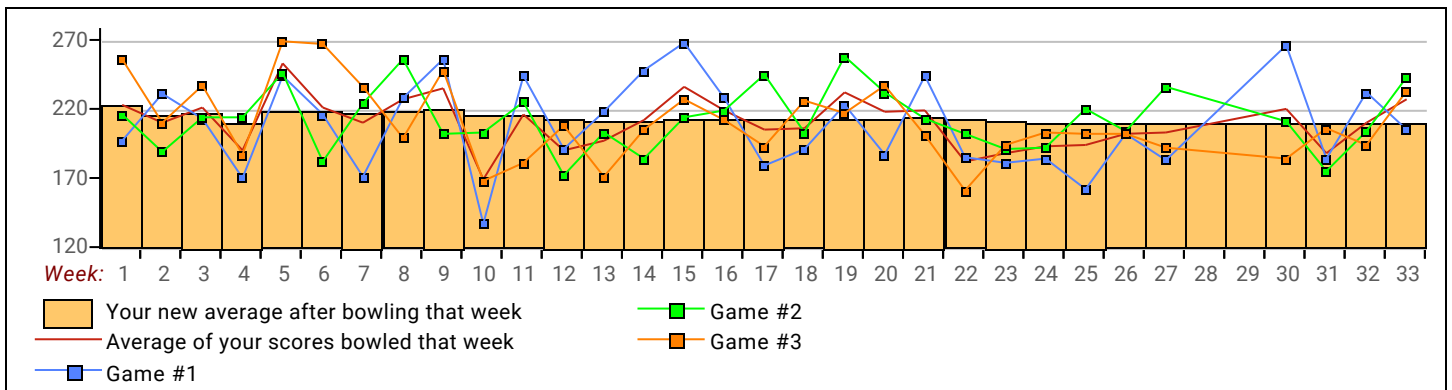
John C. Secora's Bowling Record - Team 10: Pomp's Tire Service Inc

Week No.	Bowling Date	Old Ave	---Average Change---			Total	Pins	Gms	New - Old ---> +/-			High Game	High Sers	Points Won	Points Lost	%Won		
			-1-	-2-	-3-													
1	09/10/17	bk211	197	216	256	669	669	3	223.00	-	0.00	=	223.00	256	669	1.0	2.0	33.33 %
2	09/17/17	bk211	231	189	210	630	1299	6	216.50	-	223.00	=	-6.50	256	669	3.0	3.0	50.00 %
3	09/24/17	bk211	213	214	237	664	1963	9	218.11	-	216.50	=	1.61	256	669	5.0	4.0	55.56 %
4	10/01/17	218	170	214	187	571	2534	12	211.17	-	218.11	=	-6.94	256	669	6.0	6.0	50.00 %
5	10/08/17	211	244	246	269	759	3293	15	219.53	-	211.17	=	8.37	269	759	8.0	7.0	53.33 %
6	10/08/17	219	216	182	267	665	3958	18	219.89	-	219.53	=	0.36	269	759	9.0	9.0	50.00 %
7	10/15/17	219	171	224	236	631	4589	21	218.52	-	219.89	=	-1.37	269	759	10.0	11.0	47.62 %
8	10/29/17	218	228	256	199	683	5272	24	219.67	-	218.52	=	1.14	269	759	11.0	13.0	45.83 %
9	10/29/17	219	256	202	248	706	5978	27	221.41	-	219.67	=	1.74	269	759	14.0	13.0	51.85 %
10	11/05/17	221	137	203	168	508	6486	30	216.20	-	221.41	=	-5.21	269	759	15.0	15.0	50.00 %
11	11/12/17	216	244	225	181	650	7136	33	216.24	-	216.20	=	0.04	269	759	17.0	16.0	51.52 %
12	11/19/17	216	191	172	208	571	7707	36	214.08	-	216.24	=	-2.16	269	759	17.0	19.0	47.22 %
13	11/26/17	214	218	203	171	592	8299	39	212.79	-	214.08	=	-1.29	269	759	17.0	22.0	43.59 %
14	11/26/17	212	248	184	205	637	8936	42	212.76	-	212.79	=	-0.03	269	759	19.0	23.0	45.24 %
15	12/03/17	212	268	214	227	709	9645	45	214.33	-	212.76	=	1.57	269	759	20.0	25.0	44.44 %
16	12/10/17	214	228	219	212	659	10304	48	214.67	-	214.33	=	0.33	269	759	22.0	26.0	45.83 %

End of 1st part

17	12/17/17	214	179	245	193	617	10921	51	214.14	-	214.67	=	-0.53	269	759	22.0	29.0	43.14 %
18	12/31/17	214	191	203	226	620	11541	54	213.72	-	214.14	=	-0.42	269	759	23.0	31.0	42.59 %
19	01/07/18	213	223	258	217	698	12239	57	214.72	-	213.72	=	1.00	269	759	24.0	33.0	42.11 %
20	01/14/18	214	187	232	237	656	12895	60	214.92	-	214.72	=	0.20	269	759	27.0	33.0	45.00 %
21	01/21/18	214	244	213	201	658	13553	63	215.13	-	214.92	=	0.21	269	759	30.0	33.0	47.62 %
22	01/28/18	215	185	202	161	548	14101	66	213.65	-	215.13	=	-1.48	269	759	31.0	35.0	46.97 %
23	02/04/18	213	181	191	194	566	14667	69	212.57	-	213.65	=	-1.09	269	759	34.0	35.0	49.28 %
24	02/04/18	212	184	192	203	579	15246	72	211.75	-	212.57	=	-0.82	269	759	35.0	37.0	48.61 %
25	02/11/18	211	162	220	202	584	15830	75	211.07	-	211.75	=	-0.68	269	759	37.0	38.0	49.33 %
26	02/11/18	211	202	204	202	608	16438	78	210.74	-	211.07	=	-0.32	269	759	38.0	40.0	48.72 %
27	02/18/18	210	183	236	192	611	17049	81	210.48	-	210.74	=	-0.26	269	759	39.5	41.5	48.77 %
28	02/25/18	210				0	17049	81	210.48	-	210.48	=	0.00	269	759	39.5	41.5	48.77 %
29	02/25/18	210				0	17049	81	210.48	-	210.48	=	0.00	269	759	39.5	41.5	48.77 %
30	03/04/18	210	266	211	184	661	17710	84	210.83	-	210.48	=	0.35	269	759	40.5	43.5	48.21 %
31	03/11/18	210	184	175	206	565	18275	87	210.06	-	210.83	=	-0.78	269	759	41.5	45.5	47.70 %
32	03/18/18	210	232	204	194	630	18905	90	210.06	-	210.06	=	0.00	269	759	42.5	47.5	47.22 %
33	03/25/18	210	205	243	233	681	19586	93	210.60	-	210.06	=	0.55	269	759	45.5	47.5	48.92 %

<u><100</u>	<u>100's</u>	<u>125's</u>	<u>150's</u>	<u>175's</u>	<u>200's</u>	<u>225's</u>	<u>250's</u>	<u>275's</u>	<u>300's</u>
		1	7	24	32	21	8		
<u><400</u>	<u>400's</u>	<u>450's</u>	<u>500's</u>	<u>550's</u>	<u>600's</u>	<u>650's</u>	<u>700's</u>	<u>750's</u>	<u>800's</u>
			2	7	8	11	2	1	
<u>Ave of Game 1</u>			<u>Ave of Game 2</u>			<u>Ave of Game 3</u>			
208.65			212.65			210.52			



Sunday Morning Threesome

Sunday 9:00 AM

Lanes 3 - 16

Note: This report includes information through March 25 which is Week 33 of 33

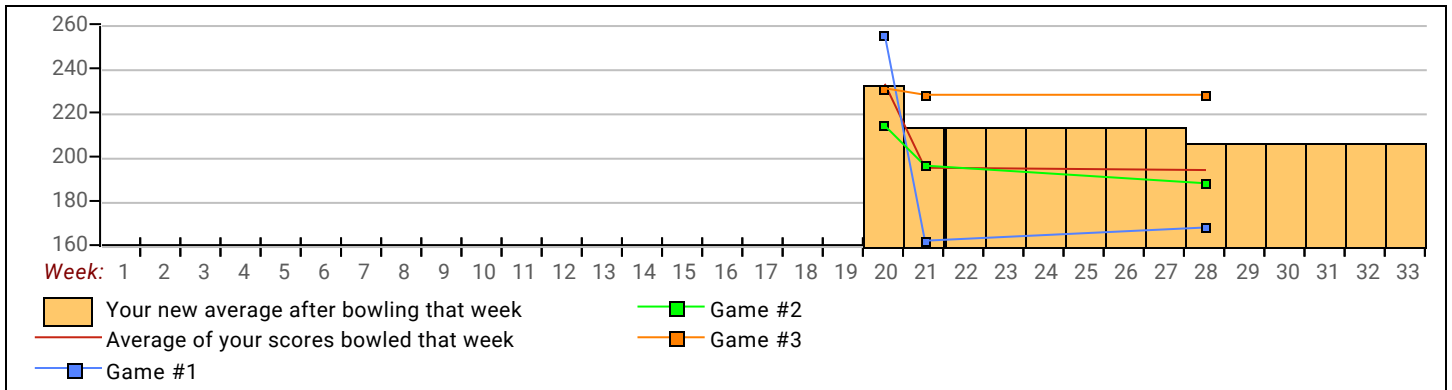
Donato Guida's Bowling Record - Team 10: Pomp's Tire Service Inc

Week No.	Bowling Date	Old Ave	---Average Change---			Total	Pins	Gms	---Average Change---			High Game	High Sers	Points Won	Points Lost	%Won	
			-1-	-2-	-3-				New	Old	---> +/-						
1	09/10/17	180				0	0	0	-	0.00	=	0.00	0	0			0.00 %
2	09/17/17	180				0	0	0	-	0.00	=	0.00	0	0			0.00 %
3	09/24/17	180				0	0	0	-	0.00	=	0.00	0	0			0.00 %
4	10/01/17	180				0	0	0	-	0.00	=	0.00	0	0			0.00 %
5	10/08/17	180				0	0	0	-	0.00	=	0.00	0	0			0.00 %
6	10/08/17	180				0	0	0	-	0.00	=	0.00	0	0			0.00 %
7	10/15/17	180				0	0	0	-	0.00	=	0.00	0	0			0.00 %
8	10/29/17	180				0	0	0	-	0.00	=	0.00	0	0			0.00 %
9	10/29/17	180				0	0	0	-	0.00	=	0.00	0	0			0.00 %
10	11/05/17	180				0	0	0	-	0.00	=	0.00	0	0			0.00 %
11	11/12/17	180				0	0	0	-	0.00	=	0.00	0	0			0.00 %
12	11/19/17	180				0	0	0	-	0.00	=	0.00	0	0			0.00 %
13	11/26/17	180				0	0	0	-	0.00	=	0.00	0	0			0.00 %
14	11/26/17	180				0	0	0	-	0.00	=	0.00	0	0			0.00 %
15	12/03/17	180				0	0	0	-	0.00	=	0.00	0	0			0.00 %
16	12/10/17	180				0	0	0	-	0.00	=	0.00	0	0			0.00 %

End of 1st part

17	12/17/17	180				0	0	0	-	0.00	=	0.00	0	0			0.00 %	
18	12/31/17	180				0	0	0	-	0.00	=	0.00	0	0			0.00 %	
19	01/07/18	bk214				0	0	0	-	0.00	=	0.00	0	0			0.00 %	
20	01/14/18	bk214	255	214	231	700	700	3	233.33	-	0.00	=	233.33	255	700	3.0		100.00 %
21	01/21/18	bk214	162	196	228	586	1286	6	214.33	-	233.33	=	-19.00	255	700	3.0	3.0	50.00 %
22	01/28/18	bk214				0	1286	6	214.33	-	214.33	=	0.00	255	700	3.0	3.0	50.00 %
23	02/04/18	bk214				0	1286	6	214.33	-	214.33	=	0.00	255	700	3.0	3.0	50.00 %
24	02/04/18	bk214				0	1286	6	214.33	-	214.33	=	0.00	255	700	3.0	3.0	50.00 %
25	02/11/18	bk214				0	1286	6	214.33	-	214.33	=	0.00	255	700	3.0	3.0	50.00 %
26	02/11/18	bk214				0	1286	6	214.33	-	214.33	=	0.00	255	700	3.0	3.0	50.00 %
27	02/18/18	bk214				0	1286	6	214.33	-	214.33	=	0.00	255	700	3.0	3.0	50.00 %
28	02/25/18	bk214	168	188	228	584	1870	9	207.78	-	214.33	=	-6.56	255	700	4.0	5.0	44.44 %
29	02/25/18	207				0	1870	9	207.78	-	207.78	=	0.00	255	700	4.0	5.0	44.44 %
30	03/04/18	207				0	1870	9	207.78	-	207.78	=	0.00	255	700	4.0	5.0	44.44 %
31	03/11/18	207				0	1870	9	207.78	-	207.78	=	0.00	255	700	4.0	5.0	44.44 %
32	03/18/18	207				0	1870	9	207.78	-	207.78	=	0.00	255	700	4.0	5.0	44.44 %
33	03/25/18	207				0	1870	9	207.78	-	207.78	=	0.00	255	700	4.0	5.0	44.44 %

<u><100</u>	<u>100's</u>	<u>125's</u>	<u>150's</u>	<u>175's</u>	<u>200's</u>	<u>225's</u>	<u>250's</u>	<u>275's</u>	<u>300's</u>
			2	2	1	3	1		
<u><400</u>	<u>400's</u>	<u>450's</u>	<u>500's</u>	<u>550's</u>	<u>600's</u>	<u>650's</u>	<u>700's</u>	<u>750's</u>	<u>800's</u>
				2			1		
<u>Ave of Game 1</u>			<u>Ave of Game 2</u>			<u>Ave of Game 3</u>			
195.00			199.33			229.00			



Sunday Morning Threesome

Sunday 9:00 AM

Lanes 3 - 16

Note: This report includes information through March 25 which is Week 33 of 33

Jamie Sobieski's Bowling Record - Team 10: Pomp's Tire Service Inc

Week No.	Bowling Date	Old Ave	-1-	-2-	-3-	Total	Pins	Gms	---Average Change---			High Game	High Sers	Points Won	Points Lost	%Won		
									New	Old	---> +/-							
1	09/10/17	bk192	202	223	222	647	647	3	215.67	-	0.00	=	215.67	223	647	3.0		100.00 %
2	09/17/17	bk192				0	647	3	215.67	-	215.67	=	0.00	223	647	3.0		100.00 %
3	09/24/17	bk192	222	173	171	566	1213	6	202.17	-	215.67	=	-13.50	223	647	4.0	2.0	66.67 %
4	10/01/17	bk192	149	181	195	525	1738	9	193.11	-	202.17	=	-9.06	223	647	4.0	5.0	44.44 %
5	10/08/17	193				0	1738	9	193.11	-	193.11	=	0.00	223	647	4.0	5.0	44.44 %
6	10/08/17	193				0	1738	9	193.11	-	193.11	=	0.00	223	647	4.0	5.0	44.44 %
7	10/15/17	193				0	1738	9	193.11	-	193.11	=	0.00	223	647	4.0	5.0	44.44 %
8	10/29/17	193				0	1738	9	193.11	-	193.11	=	0.00	223	647	4.0	5.0	44.44 %
9	10/29/17	193	205	189	199	593	2331	12	194.25	-	193.11	=	1.14	223	647	6.0	6.0	50.00 %
10	11/05/17	194				0	2331	12	194.25	-	194.25	=	0.00	223	647	6.0	6.0	50.00 %
11	11/12/17	194				0	2331	12	194.25	-	194.25	=	0.00	223	647	6.0	6.0	50.00 %
12	11/19/17	194				0	2331	12	194.25	-	194.25	=	0.00	223	647	6.0	6.0	50.00 %
13	11/26/17	194				0	2331	12	194.25	-	194.25	=	0.00	223	647	6.0	6.0	50.00 %
14	11/26/17	194				0	2331	12	194.25	-	194.25	=	0.00	223	647	6.0	6.0	50.00 %
15	12/03/17	194	226	175	213	614	2945	15	196.33	-	194.25	=	2.08	226	647	8.0	7.0	53.33 %
16	12/10/17	196				0	2945	15	196.33	-	196.33	=	0.00	226	647	8.0	7.0	53.33 %

End of 1st part

17	12/17/17	196				0	2945	15	196.33	-	196.33	=	0.00	226	647	8.0	7.0	53.33 %
18	12/31/17	196				0	2945	15	196.33	-	196.33	=	0.00	226	647	8.0	7.0	53.33 %
19	01/07/18	196				0	2945	15	196.33	-	196.33	=	0.00	226	647	8.0	7.0	53.33 %
20	01/14/18	196				0	2945	15	196.33	-	196.33	=	0.00	226	647	8.0	7.0	53.33 %
21	01/21/18	196				0	2945	15	196.33	-	196.33	=	0.00	226	647	8.0	7.0	53.33 %
22	01/28/18	196				0	2945	15	196.33	-	196.33	=	0.00	226	647	8.0	7.0	53.33 %
23	02/04/18	196				0	2945	15	196.33	-	196.33	=	0.00	226	647	8.0	7.0	53.33 %
24	02/04/18	196				0	2945	15	196.33	-	196.33	=	0.00	226	647	8.0	7.0	53.33 %
25	02/11/18	196				0	2945	15	196.33	-	196.33	=	0.00	226	647	8.0	7.0	53.33 %
26	02/11/18	196				0	2945	15	196.33	-	196.33	=	0.00	226	647	8.0	7.0	53.33 %
27	02/18/18	196				0	2945	15	196.33	-	196.33	=	0.00	226	647	8.0	7.0	53.33 %
28	02/25/18	196				0	2945	15	196.33	-	196.33	=	0.00	226	647	8.0	7.0	53.33 %
29	02/25/18	196				0	2945	15	196.33	-	196.33	=	0.00	226	647	8.0	7.0	53.33 %
30	03/04/18	196				0	2945	15	196.33	-	196.33	=	0.00	226	647	8.0	7.0	53.33 %
31	03/11/18	196				0	2945	15	196.33	-	196.33	=	0.00	226	647	8.0	7.0	53.33 %
32	03/18/18	196				0	2945	15	196.33	-	196.33	=	0.00	226	647	8.0	7.0	53.33 %
33	03/25/18	196				0	2945	15	196.33	-	196.33	=	0.00	226	647	8.0	7.0	53.33 %

<u><100</u>	<u>100's</u>	<u>125's</u>	<u>150's</u>	<u>175's</u>	<u>200's</u>	<u>225's</u>	<u>250's</u>	<u>275's</u>	<u>300's</u>
		1	2	5	6	1			
<u><400</u>	<u>400's</u>	<u>450's</u>	<u>500's</u>	<u>550's</u>	<u>600's</u>	<u>650's</u>	<u>700's</u>	<u>750's</u>	<u>800's</u>
			1	2	2				
<u>Ave of Game 1</u>			<u>Ave of Game 2</u>			<u>Ave of Game 3</u>			
200.80			188.20			200.00			

