

Sunday Morning Threesome

Sunday 9:00 AM

Lanes 3 - 16

Note: This report includes information through March 25 which is Week 33 of 33

Team 11: Pro State Excavating

Name	Pins	Gms	True Average	Book Ave	High Game	High Sers	Points Won	Points Lost	%Won
Garrett, Brian	15657	99	158.15	144	225	612	40.0	59.0	40.40 %
Juhay, Lisa	14930	72	207.36	205	288	736	30.0	42.0	41.67 %
Traber, Jason	20979	96	218.53	212	290	744	48.0	48.0	50.00 %
Miletti, Jim	3662	21	174.38	172	232	581	14.0	7.0	66.67 %

Team History

Week No.	Bowling Date	Opp. Team	-1-	-2-	-3-	Total	Last Wk WON	Last Wk Lost	Points Won	Points Lost	Year-To-Date WON	Y-T-D LOST	High Game	High Sers
1	09/10/17	12	551	565	562	1678	6	10	6	10	6	10	565	1678
2	09/17/17	2	536	559	546	1641	8	8	14	18	14	18	565	1678
3	09/24/17	10	571	609	514	1694	10	6	24	24	24	24	609	1694
4	10/01/17	8	654	634	592	1880	13	3	37	27	37	27	654	1880
5	10/08/17	3	622	631	651	1904	13	3	50	30	50	30	654	1904
6	10/08/17	14	607	571	593	1771	7	9	57	39	57	39	654	1904
7	10/15/17	3	609	665	620	1894	10½	5½	67½	44½	67½	44½	665	1904
8	10/29/17	1	576	589	582	1747	6	10	73½	54½	73½	54½	665	1904
9	10/29/17	9	701	643	550	1894	9	7	82½	61½	82½	61½	701	1904
10	11/05/17	13	492	544	515	1551	0	16	82½	77½	82½	77½	701	1904
11	11/12/17	4	631	553	532	1716	6	10	88½	87½	88½	87½	701	1904
12	11/19/17	7	574	535	628	1737	4½	11½	93	99	93	99	701	1904
13	11/26/17	5	523	534	554	1611	3	13	96	112	96	112	701	1904
14	11/26/17	6	598	604	538	1740	7	9	103	121	103	121	701	1904
15	12/03/17	7	541	660	515	1716	5	11	108	132	108	132	701	1904
16	12/10/17	8	434	729	629	1792	9	7	117	139	117	139	729	1904

End of 1st part

17	12/17/17	12	486	574	629	1689	9	7	9	7	126	146	729	1904
18	12/31/17	2	566	586	537	1689	6	10	15	17	132	156	729	1904
19	01/07/18	10	624	600	617	1841	6	10	21	27	138	166	729	1904
20	01/14/18	8	582	551	568	1701	9	7	30	34	147	173	729	1904
21	01/21/18	14	573	600	591	1764	2	14	32	48	149	187	729	1904
22	01/28/18	3	576	547	576	1699	2½	13½	34½	61½	151½	200½	729	1904
23	02/04/18	14	539	654	591	1784	9½	6½	44	68	161	207	729	1904
24	02/04/18	1	526	431	520	1477	9	7	53	75	170	214	729	1904
25	02/11/18	9	562	623	537	1722	6	10	59	85	176	224	729	1904
26	02/11/18	13	538	555	519	1612	4	12	63	97	180	236	729	1904
27	02/18/18	2	491	494	602	1587	2	14	65	111	182	250	729	1904
28	02/25/18	4	583	556	545	1684	13	3	78	114	195	253	729	1904
29	02/25/18	5	505	571	516	1592	8	8	86	122	203	261	729	1904
30	03/04/18	6	640	499	575	1714	13	3	99	125	216	264	729	1904
31	03/11/18	7	492	562	592	1646	7	9	106	134	223	273	729	1904
32	03/18/18	2	618	591	592	1801	5	11	111	145	228	284	729	1904
33	03/25/18	8	612	633	665	1910	12	4	123	149	240	288	729	1910

Sunday Morning Threesome

Sunday 9:00 AM

Lanes 3 - 16

Note: This report includes information through March 25 which is Week 33 of 33

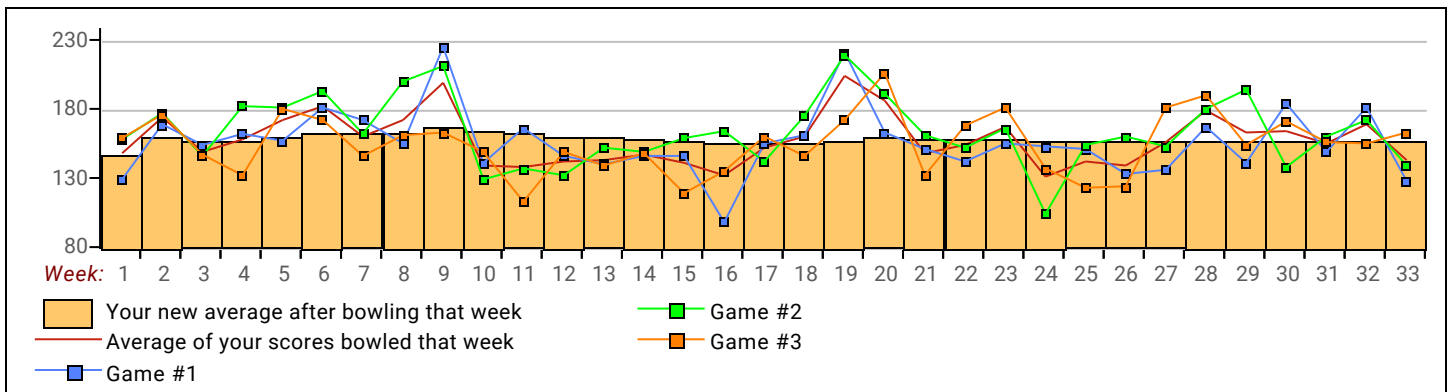
Brian Garrett's Bowling Record - Team 11: Pro State Excavating

Week No.	Bowling Date	Old Ave	Average			Total	Pins	Gms	---Average Change---			High Game	High Sers	Points Won	Points Lost	%Won		
			-1-	-2-	-3-				New	Old	---> +/-							
1	09/10/17	bk144	129	158	159	446	446	3	148.67	-	0.00	=	148.67	159	446	2.0	1.0	66.67 %
2	09/17/17	bk144	169	177	176	522	968	6	161.33	-	148.67	=	12.67	177	522	4.0	2.0	66.67 %
3	09/24/17	bk144	154	146	147	447	1415	9	157.22	-	161.33	=	-4.11	177	522	6.0	3.0	66.67 %
4	10/01/17	157	162	182	132	476	1891	12	157.58	-	157.22	=	0.36	182	522	8.0	4.0	66.67 %
5	10/08/17	157	157	181	180	518	2409	15	160.60	-	157.58	=	3.02	182	522	10.0	5.0	66.67 %
6	10/08/17	160	181	193	172	546	2955	18	164.17	-	160.60	=	3.57	193	546	12.0	6.0	66.67 %
7	10/15/17	164	172	162	146	480	3435	21	163.57	-	164.17	=	-0.60	193	546	14.0	7.0	66.67 %
8	10/29/17	163	155	200	161	516	3951	24	164.63	-	163.57	=	1.05	200	546	15.0	9.0	62.50 %
9	10/29/17	164	225	211	163	599	4550	27	168.52	-	164.63	=	3.89	225	599	17.0	10.0	62.96 %
10	11/05/17	168	141	129	149	419	4969	30	165.63	-	168.52	=	-2.89	225	599	17.0	13.0	56.67 %
11	11/12/17	165	166	137	113	416	5385	33	163.18	-	165.63	=	-2.45	225	599	18.0	15.0	54.55 %
12	11/19/17	163	146	132	149	427	5812	36	161.44	-	163.18	=	-1.74	225	599	18.5	17.5	51.39 %
13	11/26/17	161	140	152	139	431	6243	39	160.08	-	161.44	=	-1.37	225	599	18.5	20.5	47.44 %
14	11/26/17	160	146	149	148	443	6686	42	159.19	-	160.08	=	-0.89	225	599	19.5	22.5	46.43 %
15	12/03/17	159	146	159	119	424	7110	45	158.00	-	159.19	=	-1.19	225	599	19.5	25.5	43.33 %
16	12/10/17	158	98	164	135	397	7507	48	156.40	-	158.00	=	-1.60	225	599	20.5	27.5	42.71 %

End of 1st part

17	12/17/17	156	155	142	160	457	7964	51	156.16	-	156.40	=	-0.24	225	599	22.5	28.5	44.12 %
18	12/31/17	156	161	175	146	482	8446	54	156.41	-	156.16	=	0.25	225	599	23.5	30.5	43.52 %
19	01/07/18	156	221	219	172	612	9058	57	158.91	-	156.41	=	2.50	225	612	25.5	31.5	44.74 %
20	01/14/18	158	163	191	206	560	9618	60	160.30	-	158.91	=	1.39	225	612	26.5	33.5	44.17 %
21	01/21/18	160	151	161	132	444	10062	63	159.71	-	160.30	=	-0.59	225	612	26.5	36.5	42.06 %
22	01/28/18	159	142	152	168	462	10524	66	159.45	-	159.71	=	-0.26	225	612	28.0	38.0	42.42 %
23	02/04/18	159	155	166	181	502	11026	69	159.80	-	159.45	=	0.34	225	612	29.0	40.0	42.03 %
24	02/04/18	159	153	104	137	394	11420	72	158.61	-	159.80	=	-1.19	225	612	31.0	41.0	43.06 %
25	02/11/18	158	151	154	123	428	11848	75	157.97	-	158.61	=	-0.64	225	612	31.0	44.0	41.33 %
26	02/11/18	157	133	160	124	417	12265	78	157.24	-	157.97	=	-0.73	225	612	31.0	47.0	39.74 %
27	02/18/18	157	136	153	181	470	12735	81	157.22	-	157.24	=	-0.02	225	612	31.0	50.0	38.27 %
28	02/25/18	157	167	180	190	537	13272	84	158.00	-	157.22	=	0.78	225	612	34.0	50.0	40.48 %
29	02/25/18	158	141	194	154	489	13761	87	158.17	-	158.00	=	0.17	225	612	35.0	52.0	40.23 %
30	03/04/18	158	184	138	171	493	14254	90	158.38	-	158.17	=	0.21	225	612	38.0	52.0	42.22 %
31	03/11/18	158	149	160	156	465	14719	93	158.27	-	158.38	=	-0.11	225	612	39.0	54.0	41.94 %
32	03/18/18	158	181	172	155	508	15227	96	158.61	-	158.27	=	0.35	225	612	39.0	57.0	40.63 %
33	03/25/18	158	128	139	163	430	15657	99	158.15	-	158.61	=	-0.46	225	612	40.0	59.0	40.40 %

<u><100</u>	<u>100's</u>	<u>125's</u>	<u>150's</u>	<u>175's</u>	<u>200's</u>	<u>225's</u>	<u>250's</u>	<u>275's</u>	<u>300's</u>
1	5	31	40	16	5	1			
<u><400</u>	<u>400's</u>	<u>450's</u>	<u>500's</u>	<u>550's</u>	<u>600's</u>	<u>650's</u>	<u>700's</u>	<u>750's</u>	<u>800's</u>
2	12	9	7	2	1				
<u>Ave of Game 1</u>			<u>Ave of Game 2</u>			<u>Ave of Game 3</u>			
156.30			163.39			154.76			



Sunday Morning Threesome

Sunday 9:00 AM

Lanes 3 - 16

Note: This report includes information through March 25 which is Week 33 of 33

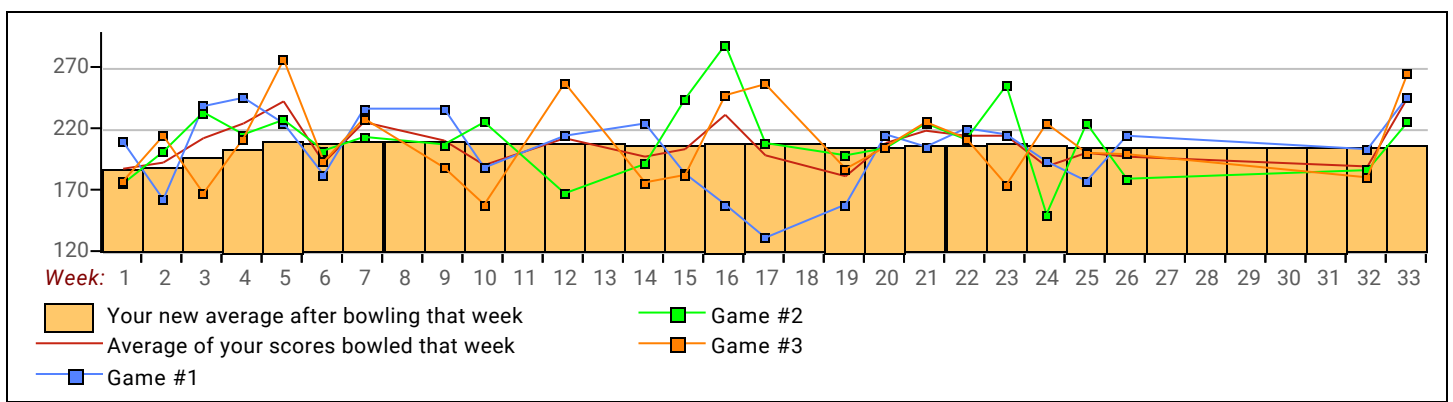
Lisa Juhay's Bowling Record - Team 11: Pro State Excavating

Week No.	Bowling Date	Old Ave	-1-	-2-	-3-	Total	Pins	Gms	---Average Change---			High Game	High Sers	Points Won	Points Lost	%Won		
									New	Old	+/-							
1	09/10/17	bk205	209	175	177	561	561	3	187.00	-	0.00	=	187.00	209	561	1.0	2.0	33.33 %
2	09/17/17	bk205	162	201	214	577	1138	6	189.67	-	187.00	=	2.67	214	577	2.0	4.0	33.33 %
3	09/24/17	bk205	238	233	167	638	1776	9	197.33	-	189.67	=	7.67	238	638	4.0	5.0	44.44 %
4	10/01/17	197	245	215	212	672	2448	12	204.00	-	197.33	=	6.67	245	672	6.0	6.0	50.00 %
5	10/08/17	204	224	227	276	727	3175	15	211.67	-	204.00	=	7.67	276	727	9.0	6.0	60.00 %
6	10/08/17	211	182	202	193	577	3752	18	208.44	-	211.67	=	-3.22	276	727	10.0	8.0	55.56 %
7	10/15/17	208	236	213	228	677	4429	21	210.90	-	208.44	=	2.46	276	727	12.5	8.5	59.52 %
8	10/29/17	210				0	4429	21	210.90	-	210.90	=	0.00	276	727	12.5	8.5	59.52 %
9	10/29/17	210	236	207	188	631	5060	24	210.83	-	210.90	=	-0.07	276	727	14.5	9.5	60.42 %
10	11/05/17	210	188	225	158	571	5631	27	208.56	-	210.83	=	-2.28	276	727	14.5	12.5	53.70 %
11	11/12/17	208				0	5631	27	208.56	-	208.56	=	0.00	276	727	14.5	12.5	53.70 %
12	11/19/17	208	214	167	257	638	6269	30	208.97	-	208.56	=	0.41	276	727	14.5	15.5	48.33 %
13	11/26/17	208				0	6269	30	208.97	-	208.97	=	0.00	276	727	14.5	15.5	48.33 %
14	11/26/17	208	224	191	176	591	6860	33	207.88	-	208.97	=	-1.09	276	727	14.5	18.5	43.94 %
15	12/03/17	207	183	244	182	609	7469	36	207.47	-	207.88	=	-0.41	276	727	15.5	20.5	43.06 %
16	12/10/17	207	158	288	247	693	8162	39	209.28	-	207.47	=	1.81	288	727	17.5	21.5	44.87 %

End of 1st part

17	12/17/17	209	131	208	256	595	8757	42	208.50	-	209.28	=	-0.78	288	727	18.5	23.5	44.05 %
18	12/31/17	208				0	8757	42	208.50	-	208.50	=	0.00	288	727	18.5	23.5	44.05 %
19	01/07/18	208	158	198	187	543	9300	45	206.67	-	208.50	=	-1.83	288	727	18.5	26.5	41.11 %
20	01/14/18	206	215	204	205	624	9924	48	206.75	-	206.67	=	0.08	288	727	20.5	27.5	42.71 %
21	01/21/18	206	205	224	225	654	10578	51	207.41	-	206.75	=	0.66	288	727	22.0	29.0	43.14 %
22	01/28/18	207	220	211	212	643	11221	54	207.80	-	207.41	=	0.38	288	727	22.0	32.0	40.74 %
23	02/04/18	207	215	255	174	644	11865	57	208.16	-	207.80	=	0.36	288	727	24.0	33.0	42.11 %
24	02/04/18	208	193	150	224	567	12432	60	207.20	-	208.16	=	-0.96	288	727	26.0	34.0	43.33 %
25	02/11/18	207	177	224	200	601	13033	63	206.87	-	207.20	=	-0.33	288	727	27.0	36.0	42.86 %
26	02/11/18	206	214	179	199	592	13625	66	206.44	-	206.87	=	-0.43	288	727	29.0	37.0	43.94 %
27	02/18/18	206				0	13625	66	206.44	-	206.44	=	0.00	288	727	29.0	37.0	43.94 %
28	02/25/18	206				0	13625	66	206.44	-	206.44	=	0.00	288	727	29.0	37.0	43.94 %
29	02/25/18	206				0	13625	66	206.44	-	206.44	=	0.00	288	727	29.0	37.0	43.94 %
30	03/04/18	206				0	13625	66	206.44	-	206.44	=	0.00	288	727	29.0	37.0	43.94 %
31	03/11/18	206				0	13625	66	206.44	-	206.44	=	0.00	288	727	29.0	37.0	43.94 %
32	03/18/18	206	203	186	180	569	14194	69	205.71	-	206.44	=	-0.73	288	727	29.0	40.0	42.03 %
33	03/25/18	205	246	225	265	736	14930	72	207.36	-	205.71	=	1.65	288	736	30.0	42.0	41.67 %

<u><100</u>	<u>100's</u>	<u>125's</u>	<u>150's</u>	<u>175's</u>	<u>200's</u>	<u>225's</u>	<u>250's</u>	<u>275's</u>	<u>300's</u>
		1	8	18	26	13	4	2	
<u><400</u>	<u>400's</u>	<u>450's</u>	<u>500's</u>	<u>550's</u>	<u>600's</u>	<u>650's</u>	<u>700's</u>	<u>750's</u>	<u>800's</u>
			1	9	8	4	2		
<u>Ave of Game 1</u>			<u>Ave of Game 2</u>			<u>Ave of Game 3</u>			
203.17			210.50			208.42			



Sunday Morning Threesome

Sunday 9:00 AM

Lanes 3 - 16

Note: This report includes information through March 25 which is Week 33 of 33

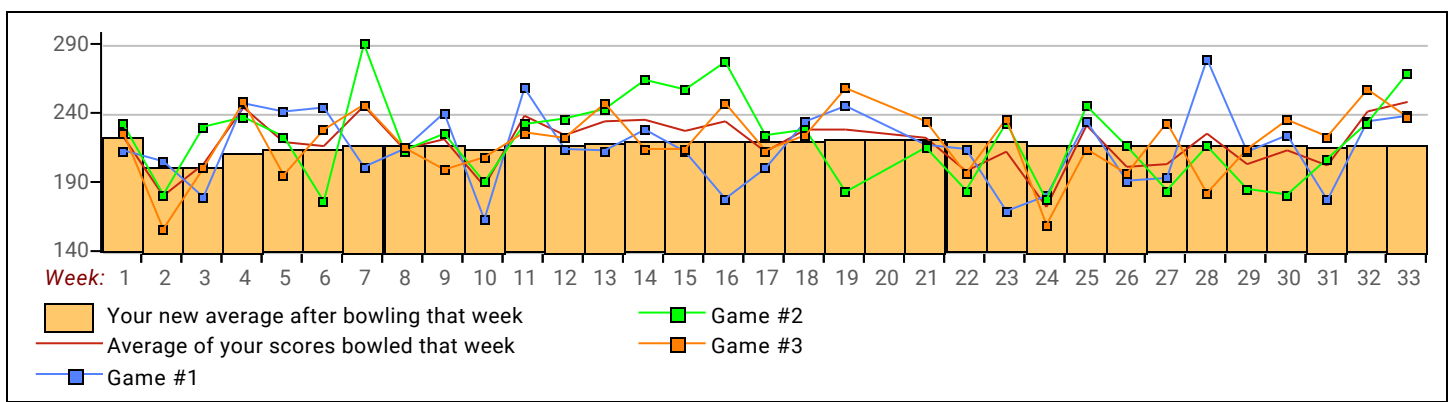
Jason Traber's Bowling Record - Team 11: Pro State Excavating

Week No.	Bowling Date	Old Ave	Average			Total	Pins	Gms	---Average Change---			High Game	High Sers	Points Won	Points Lost	%Won		
			-1-	-2-	-3-				New	Old	---> +/-							
1	09/10/17	bk212	213	232	226	671	671	3	223.67	-	0.00	=	223.67	232	671	1.0	2.0	33.33 %
2	09/17/17	bk212	205	181	156	542	1213	6	202.17	-	223.67	=	-21.50	232	671	1.0	5.0	16.67 %
3	09/24/17	bk212	179	230	200	609	1822	9	202.44	-	202.17	=	0.28	232	671	2.0	7.0	22.22 %
4	10/01/17	202	247	237	248	732	2554	12	212.83	-	202.44	=	10.39	248	732	4.0	8.0	33.33 %
5	10/08/17	212	241	223	195	659	3213	15	214.20	-	212.83	=	1.37	248	732	5.0	10.0	33.33 %
6	10/08/17	214	244	176	228	648	3861	18	214.50	-	214.20	=	0.30	248	732	7.0	11.0	38.89 %
7	10/15/17	214	201	290	246	737	4598	21	218.95	-	214.50	=	4.45	290	737	8.0	13.0	38.10 %
8	10/29/17	218	214	213	215	642	5240	24	218.33	-	218.95	=	-0.62	290	737	8.0	16.0	33.33 %
9	10/29/17	218	240	225	199	664	5904	27	218.67	-	218.33	=	0.33	290	737	9.0	18.0	33.33 %
10	11/05/17	218	163	190	208	561	6465	30	215.50	-	218.67	=	-3.17	290	737	9.0	21.0	30.00 %
11	11/12/17	215	258	232	226	716	7181	33	217.61	-	215.50	=	2.11	290	737	10.0	23.0	30.30 %
12	11/19/17	217	214	236	222	672	7853	36	218.14	-	217.61	=	0.53	290	737	12.0	24.0	33.33 %
13	11/26/17	218	213	243	247	703	8556	39	219.38	-	218.14	=	1.25	290	737	15.0	24.0	38.46 %
14	11/26/17	219	228	264	214	706	9262	42	220.52	-	219.38	=	1.14	290	737	18.0	24.0	42.86 %
15	12/03/17	220	212	257	214	683	9945	45	221.00	-	220.52	=	0.48	290	737	20.0	25.0	44.44 %
16	12/10/17	221	178	277	247	702	10647	48	221.81	-	221.00	=	0.81	290	737	22.0	26.0	45.83 %

End of 1st part

17	12/17/17	221	200	224	213	637	11284	51	221.25	-	221.81	=	-0.56	290	737	23.0	28.0	45.10 %
18	12/31/17	221	234	228	224	686	11970	54	221.67	-	221.25	=	0.41	290	737	24.0	30.0	44.44 %
19	01/07/18	221	245	183	258	686	12656	57	222.04	-	221.67	=	0.37	290	737	26.0	31.0	45.61 %
20	01/14/18	222				0	12656	57	222.04	-	222.04	=	0.00	290	737	26.0	31.0	45.61 %
21	01/21/18	222	217	215	234	666	13322	60	222.03	-	222.04	=	0.00	290	737	26.5	33.5	44.17 %
22	01/28/18	222	214	184	196	594	13916	63	220.89	-	222.03	=	-1.14	290	737	27.5	35.5	43.65 %
23	02/04/18	220	169	233	236	638	14554	66	220.52	-	220.89	=	-0.37	290	737	29.0	37.0	43.94 %
24	02/04/18	220	180	177	159	516	15070	69	218.41	-	220.52	=	-2.11	290	737	30.0	39.0	43.48 %
25	02/11/18	218	234	245	214	693	15763	72	218.93	-	218.41	=	0.52	290	737	33.0	39.0	45.83 %
26	02/11/18	218	191	216	196	603	16366	75	218.21	-	218.93	=	-0.72	290	737	35.0	40.0	46.67 %
27	02/18/18	218	193	184	233	610	16976	78	217.64	-	218.21	=	-0.57	290	737	36.0	42.0	46.15 %
28	02/25/18	217	279	216	182	677	17653	81	217.94	-	217.64	=	0.30	290	737	38.0	43.0	46.91 %
29	02/25/18	217	212	185	214	611	18264	84	217.43	-	217.94	=	-0.51	290	737	39.0	45.0	46.43 %
30	03/04/18	217	224	181	235	640	18904	87	217.29	-	217.43	=	-0.14	290	737	41.0	46.0	47.13 %
31	03/11/18	217	177	207	223	607	19511	90	216.79	-	217.29	=	-0.50	290	737	42.0	48.0	46.67 %
32	03/18/18	216	234	233	257	724	20235	93	217.58	-	216.79	=	0.79	290	737	45.0	48.0	48.39 %
33	03/25/18	217	238	269	237	744	20979	96	218.53	-	217.58	=	0.95	290	744	48.0	48.0	50.00 %

<u><100</u>	<u>100's</u>	<u>125's</u>	<u>150's</u>	<u>175's</u>	<u>200's</u>	<u>225's</u>	<u>250's</u>	<u>275's</u>	<u>300's</u>
			4	20	30	33	6	3	
<u><400</u>	<u>400's</u>	<u>450's</u>	<u>500's</u>	<u>550's</u>	<u>600's</u>	<u>650's</u>	<u>700's</u>	<u>750's</u>	<u>800's</u>
			2	2	10	10	8		
			<u>Ave of Game 1</u>	<u>Ave of Game 2</u>	<u>Ave of Game 3</u>				
			215.34	221.44	218.81				



Sunday Morning Threesome

Sunday 9:00 AM

Lanes 3 - 16

Note: This report includes information through March 25 which is Week 33 of 33

Jim Miletta's Bowling Record - Team 11: Pro State Excavating

Week No.	Bowling Date	Old Ave	Points			Total	Pins	Gms	---Average Change---			High Game	High Sers	Points Won	Points Lost	%Won	
			-1-	-2-	-3-				New	Old	---> +/-						
1	09/10/17	bk172				0	0	0	-	0.00	=	0.00	0	0			0.00 %
2	09/17/17	bk172				0	0	0	-	0.00	=	0.00	0	0			0.00 %
3	09/24/17	bk172				0	0	0	-	0.00	=	0.00	0	0			0.00 %
4	10/01/17	bk172				0	0	0	-	0.00	=	0.00	0	0			0.00 %
5	10/08/17	bk172				0	0	0	-	0.00	=	0.00	0	0			0.00 %
6	10/08/17	bk172				0	0	0	-	0.00	=	0.00	0	0			0.00 %
7	10/15/17	bk172				0	0	0	-	0.00	=	0.00	0	0			0.00 %
8	10/29/17	bk172				0	0	0	-	0.00	=	0.00	0	0			0.00 %
9	10/29/17	bk172				0	0	0	-	0.00	=	0.00	0	0			0.00 %
10	11/05/17	bk172				0	0	0	-	0.00	=	0.00	0	0			0.00 %
11	11/12/17	bk172				0	0	0	-	0.00	=	0.00	0	0			0.00 %
12	11/19/17	bk172				0	0	0	-	0.00	=	0.00	0	0			0.00 %
13	11/26/17	bk172				0	0	0	-	0.00	=	0.00	0	0			0.00 %
14	11/26/17	bk172				0	0	0	-	0.00	=	0.00	0	0			0.00 %
15	12/03/17	bk172				0	0	0	-	0.00	=	0.00	0	0			0.00 %
16	12/10/17	bk172				0	0	0	-	0.00	=	0.00	0	0			0.00 %

End of 1st part

17	12/17/17	bk172				0	0	0	-	0.00	=	0.00	0	0			0.00 %	
18	12/31/17	bk172	171	183	167	521	521	3	173.67	-	0.00	=	173.67	183	521	2.0	1.0	66.67 %
19	01/07/18	bk172				0	521	3	173.67	-	173.67	=	0.00	183	521	2.0	1.0	66.67 %
20	01/14/18	bk172	204	156	157	517	1038	6	173.00	-	173.67	=	-0.67	204	521	3.0	3.0	50.00 %
21	01/21/18	bk172				0	1038	6	173.00	-	173.00	=	0.00	204	521	3.0	3.0	50.00 %
22	01/28/18	bk172				0	1038	6	173.00	-	173.00	=	0.00	204	521	3.0	3.0	50.00 %
23	02/04/18	bk172				0	1038	6	173.00	-	173.00	=	0.00	204	521	3.0	3.0	50.00 %
24	02/04/18	bk172				0	1038	6	173.00	-	173.00	=	0.00	204	521	3.0	3.0	50.00 %
25	02/11/18	bk172				0	1038	6	173.00	-	173.00	=	0.00	204	521	3.0	3.0	50.00 %
26	02/11/18	bk172				0	1038	6	173.00	-	173.00	=	0.00	204	521	3.0	3.0	50.00 %
27	02/18/18	bk172	162	157	188	507	1545	9	171.67	-	173.00	=	-1.33	204	521	4.0	5.0	44.44 %
28	02/25/18	171	137	160	173	470	2015	12	167.92	-	171.67	=	-3.75	204	521	7.0	5.0	58.33 %
29	02/25/18	167	152	192	148	492	2507	15	167.13	-	167.92	=	-0.78	204	521	9.0	6.0	60.00 %
30	03/04/18	167	232	180	169	581	3088	18	171.56	-	167.13	=	4.42	232	581	12.0	6.0	66.67 %
31	03/11/18	171	166	195	213	574	3662	21	174.38	-	171.56	=	2.83	232	581	14.0	7.0	66.67 %
32	03/18/18	174				0	3662	21	174.38	-	174.38	=	0.00	232	581	14.0	7.0	66.67 %
33	03/25/18	174				0	3662	21	174.38	-	174.38	=	0.00	232	581	14.0	7.0	66.67 %

<u><100</u>	<u>100's</u>	<u>125's</u>	<u>150's</u>	<u>175's</u>	<u>200's</u>	<u>225's</u>	<u>250's</u>	<u>275's</u>	<u>300's</u>
		2	11	5	2	1			
<u><400</u>	<u>400's</u>	<u>450's</u>	<u>500's</u>	<u>550's</u>	<u>600's</u>	<u>650's</u>	<u>700's</u>	<u>750's</u>	<u>800's</u>
		2	3	2					
<u>Ave of Game 1</u>			<u>Ave of Game 2</u>			<u>Ave of Game 3</u>			
174.86			174.71			173.57			

