

Sunday Morning Threesome

Sunday 9:00 AM

Lanes 3 - 16

Note: This report includes information through March 25 which is Week 33 of 33

Team 13: The Ballers

Name	Pins	Gms	True Average	Book Ave	High Game	High Sers	Points Won	Points Lost	%Won
Lederhaus, Zac	16324	81	201.53	195	279	735	44.5	36.5	54.94 %
Diedrich, Dan	17567	99	177.44	184	239	613	45.0	54.0	45.45 %
Diedrich, Dave	17328	93	186.32	175	265	663	50.5	42.5	54.30 %
Haas, Thomas	4412	21	210.10	207	268	670	11.5	9.5	54.76 %

Team History

Week No.	Bowling Date	Opp. Team	-1-	-2-	-3-	Total	Last Wk WON	Last Wk Lost	Points Won	Points Lost	Year-To-Date WON	Y-T-D LOST	High Game	High Sers
1	09/10/17	14	601	553	643	1797	10	6	10	6	10	6	643	1797
2	09/17/17	6	610	526	513	1649	5	11	15	17	15	17	643	1797
3	09/24/17	3	516	563	505	1584	1	15	16	32	16	32	643	1797
4	10/01/17	2	576	596	576	1748	14	2	30	34	30	34	643	1797
5	10/08/17	8	520	674	471	1665	8	8	38	42	38	42	674	1797
6	10/08/17	10	673	582	603	1858	8	8	46	50	46	50	674	1858
7	10/15/17	12	561	585	621	1767	10	6	56	56	56	56	674	1858
8	10/29/17	5	585	573	547	1705	5	11	61	67	61	67	674	1858
9	10/29/17	12	550	621	547	1718	15	1	76	68	76	68	674	1858
10	11/05/17	11	584	558	658	1800	16	0	92	68	92	68	674	1858
11	11/12/17	1	521	514	556	1591	1½	14½	93½	82½	93½	82½	674	1858
12	11/19/17	4	552	596	652	1800	7	9	100½	91½	100½	91½	674	1858
13	11/26/17	7	585	657	673	1915	12	4	112½	95½	112½	95½	674	1915
14	11/26/17	4	655	563	588	1806	11	5	123½	100½	123½	100½	674	1915
15	12/03/17	9	473	613	578	1664	6	10	129½	110½	129½	110½	674	1915
16	12/10/17	1	528	599	573	1700	5	11	134½	121½	134½	121½	674	1915

End of 1st part

17	12/17/17	14	507	564	650	1721	8	8	8	8	142½	129½	674	1915
18	12/31/17	6	557	539	586	1682	7	9	15	17	149½	138½	674	1915
19	01/07/18	3	524	468	497	1489	3	13	18	30	152½	151½	674	1915
20	01/14/18	2	625	574	621	1820	9	7	27	37	161½	158½	674	1915
21	01/21/18	9	654	520	586	1760	6	10	33	47	167½	168½	674	1915
22	01/28/18	8	564	608	566	1738	12½	3½	45½	50½	180	172	674	1915
23	02/04/18	10	436	487	458	1381	5	11	50½	61½	185	183	674	1915
24	02/04/18	5	532	497	526	1555	2	14	52½	75½	187	197	674	1915
25	02/11/18	12	559	558	613	1730	7	9	59½	84½	194	206	674	1915
26	02/11/18	11	577	603	512	1692	12	4	71½	88½	206	210	674	1915
27	02/18/18	6	529	583	526	1638	6	10	77½	98½	212	220	674	1915
28	02/25/18	1	581	560	531	1672	10	6	87½	104½	222	226	674	1915
29	02/25/18	7	546	524	573	1643	3½	12½	91	117	225½	238½	674	1915
30	03/04/18	4	665	565	598	1828	11	5	102	122	236½	243½	674	1915
31	03/11/18	9	658	632	571	1861	11	5	113	127	247½	248½	674	1915
32	03/18/18	5	570	576	542	1688	11	5	124	132	258½	253½	674	1915
33	03/25/18	12	533	508	450	1491	5	11	129	143	263½	264½	674	1915

Sunday Morning Threesome

Sunday 9:00 AM

Lanes 3 - 16

Note: This report includes information through March 25 which is Week 33 of 33

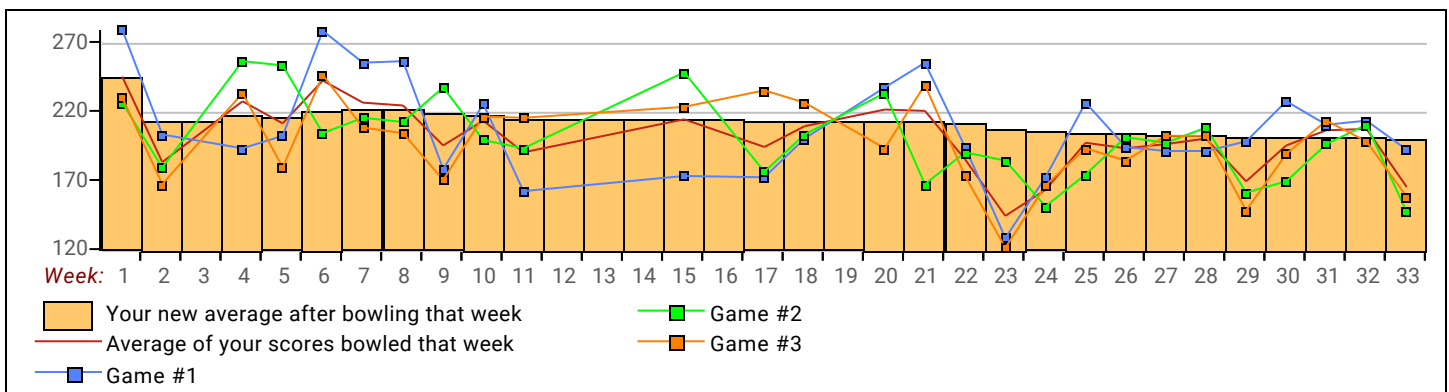
Zac Lederhaus's Bowling Record - Team 13: The Ballers

Week No.	Bowling Date	Old Ave	---Average Change---			Total	Pins	Gms	New - Old ---> +/-			High Game	High Sers	Points Won	Points Lost	%Won		
			-1-	-2-	-3-													
1	09/10/17	bk195	279	226	230	735	735	3	245.00	-	0.00	=	245.00	279	735	3.0		100.00 %
2	09/17/17	bk195	203	179	167	549	1284	6	214.00	-	245.00	=	-31.00	279	735	4.0	2.0	66.67 %
3	09/24/17	bk195	a175	a175	a175	525	1284	6	214.00	-	214.00	=	0.00	279	735	4.0	2.0	66.67 %
4	10/01/17	bk195	193	256	233	682	1966	9	218.44	-	214.00	=	4.44	279	735	7.0	2.0	77.78 %
5	10/08/17	218	202	253	179	634	2600	12	216.67	-	218.44	=	-1.78	279	735	10.0	2.0	83.33 %
6	10/08/17	216	278	204	246	728	3328	15	221.87	-	216.67	=	5.20	279	735	12.0	3.0	80.00 %
7	10/15/17	221	255	215	208	678	4006	18	222.56	-	221.87	=	0.69	279	735	13.0	5.0	72.22 %
8	10/29/17	222	256	212	204	672	4678	21	222.76	-	222.56	=	0.21	279	735	14.0	7.0	66.67 %
9	10/29/17	222	178	237	170	585	5263	24	219.29	-	222.76	=	-3.47	279	735	17.0	7.0	70.83 %
10	11/05/17	219	225	199	216	640	5903	27	218.63	-	219.29	=	-0.66	279	735	20.0	7.0	74.07 %
11	11/12/17	218	162	193	215	570	6473	30	215.77	-	218.63	=	-2.86	279	735	20.5	9.5	68.33 %
12	11/19/17	215				0	6473	30	215.77	-	215.77	=	0.00	279	735	20.5	9.5	68.33 %
13	11/26/17	215				0	6473	30	215.77	-	215.77	=	0.00	279	735	20.5	9.5	68.33 %
14	11/26/17	215				0	6473	30	215.77	-	215.77	=	0.00	279	735	20.5	9.5	68.33 %
15	12/03/17	215	173	248	223	644	7117	33	215.67	-	215.77	=	-0.10	279	735	22.5	10.5	68.18 %
16	12/10/17	215				0	7117	33	215.67	-	215.67	=	0.00	279	735	22.5	10.5	68.18 %

End of 1st part

17	12/17/17	215	172	176	235	583	7700	36	213.89	-	215.67	=	-1.78	279	735	24.5	11.5	68.06 %
18	12/31/17	213	200	203	226	629	8329	39	213.56	-	213.89	=	-0.32	279	735	25.5	13.5	65.38 %
19	01/07/18	213				0	8329	39	213.56	-	213.56	=	0.00	279	735	25.5	13.5	65.38 %
20	01/14/18	213	237	233	193	663	8992	42	214.10	-	213.56	=	0.53	279	735	27.5	14.5	65.48 %
21	01/21/18	214	255	167	239	661	9653	45	214.51	-	214.10	=	0.42	279	735	29.5	15.5	65.56 %
22	01/28/18	214	194	190	173	557	10210	48	212.71	-	214.51	=	-1.80	279	735	29.5	18.5	61.46 %
23	02/04/18	212	128	184	121	433	10643	51	208.69	-	212.71	=	-4.02	279	735	29.5	21.5	57.84 %
24	02/04/18	208	172	151	166	489	11132	54	206.15	-	208.69	=	-2.54	279	735	29.5	24.5	54.63 %
25	02/11/18	206	226	174	193	593	11725	57	205.70	-	206.15	=	-0.45	279	735	30.5	26.5	53.51 %
26	02/11/18	205	194	201	184	579	12304	60	205.07	-	205.70	=	-0.64	279	735	31.5	28.5	52.50 %
27	02/18/18	205	191	197	202	590	12894	63	204.67	-	205.07	=	-0.40	279	735	33.5	29.5	53.17 %
28	02/25/18	204	191	208	202	601	13495	66	204.47	-	204.67	=	-0.20	279	735	35.5	30.5	53.79 %
29	02/25/18	204	198	161	148	507	14002	69	202.93	-	204.47	=	-1.54	279	735	36.5	32.5	52.90 %
30	03/04/18	202	227	169	189	585	14587	72	202.60	-	202.93	=	-0.33	279	735	38.5	33.5	53.47 %
31	03/11/18	202	210	196	213	619	15206	75	202.75	-	202.60	=	0.15	279	735	40.5	34.5	54.00 %
32	03/18/18	202	213	210	198	621	15827	78	202.91	-	202.75	=	0.16	279	735	43.5	34.5	55.77 %
33	03/25/18	202	192	147	158	497	16324	81	201.53	-	202.91	=	-1.38	279	735	44.5	36.5	54.94 %

<100	100's	125's	150's	175's	200's	225's	250's	275's	300's
	1	3	14	22	20	14	5	2	
<400	400's	450's	500's	550's	600's	650's	700's	750's	800's
	1	2	2	8	7	5	2		
<u>Ave of Game 1</u>			<u>Ave of Game 2</u>			<u>Ave of Game 3</u>			
207.56			199.59			197.44			



Sunday Morning Threesome

Sunday 9:00 AM

Lanes 3 - 16

Note: This report includes information through March 25 which is Week 33 of 33

Dan Diedrich's Bowling Record - Team 13: The Ballers

Week No.	Bowling Date	Old Ave	Average Change			Total	Pins	Gms	---Average Change---			High Game	High Sers	Points Won	Points Lost	%Won		
			-1-	-2-	-3-				New	Old	---> +/-							
1	09/10/17	bk184	128	188	176	492	492	3	164.00	-	0.00	=	164.00	188	492	3.0	5.0	0.00 %
2	09/17/17	bk184	239	182	157	578	1070	6	178.33	-	164.00	=	14.33	239	578	1.0	5.0	16.67 %
3	09/24/17	bk184	171	183	162	516	1586	9	176.22	-	178.33	=	-2.11	239	578	1.0	8.0	11.11 %
4	10/01/17	176	213	175	161	549	2135	12	177.92	-	176.22	=	1.69	239	578	2.0	10.0	16.67 %
5	10/08/17	177	166	192	137	495	2630	15	175.33	-	177.92	=	-2.58	239	578	3.0	12.0	20.00 %
6	10/08/17	175	212	208	172	592	3222	18	179.00	-	175.33	=	3.67	239	592	5.0	13.0	27.78 %
7	10/15/17	179	166	171	191	528	3750	21	178.57	-	179.00	=	-0.43	239	592	7.0	14.0	33.33 %
8	10/29/17	178	147	199	150	496	4246	24	176.92	-	178.57	=	-1.65	239	592	8.0	16.0	33.33 %
9	10/29/17	176	180	201	207	588	4834	27	179.04	-	176.92	=	2.12	239	592	10.0	17.0	37.04 %
10	11/05/17	179	191	144	177	512	5346	30	178.20	-	179.04	=	-0.84	239	592	13.0	17.0	43.33 %
11	11/12/17	178	162	154	173	489	5835	33	176.82	-	178.20	=	-1.38	239	592	13.0	20.0	39.39 %
12	11/19/17	176	153	213	168	534	6369	36	176.92	-	176.82	=	0.10	239	592	15.0	21.0	41.67 %
13	11/26/17	176	172	213	201	586	6955	39	178.33	-	176.92	=	1.42	239	592	17.0	22.0	43.59 %
14	11/26/17	178	212	159	188	559	7514	42	178.90	-	178.33	=	0.57	239	592	18.5	23.5	44.05 %
15	12/03/17	178	139	169	170	478	7992	45	177.60	-	178.90	=	-1.30	239	592	18.5	26.5	41.11 %
16	12/10/17	177	148	147	178	473	8465	48	176.35	-	177.60	=	-1.25	239	592	18.5	29.5	38.54 %

End of 1st part

17	12/17/17	176	180	188	202	570	9035	51	177.16	-	176.35	=	0.80	239	592	20.5	30.5	40.20 %
18	12/31/17	177	137	160	183	480	9515	54	176.20	-	177.16	=	-0.95	239	592	21.5	32.5	39.81 %
19	01/07/18	176	167	154	139	460	9975	57	175.00	-	176.20	=	-1.20	239	592	23.5	33.5	41.23 %
20	01/14/18	175	211	171	194	576	10551	60	175.85	-	175.00	=	0.85	239	592	25.5	34.5	42.50 %
21	01/21/18	175	174	197	172	543	11094	63	176.10	-	175.85	=	0.25	239	592	26.5	36.5	42.06 %
22	01/28/18	176	218	194	199	611	11705	66	177.35	-	176.10	=	1.25	239	611	29.5	36.5	44.70 %
23	02/04/18	177	145	163	181	489	12194	69	176.72	-	177.35	=	-0.62	239	611	31.5	37.5	45.65 %
24	02/04/18	176	197	156	160	513	12707	72	176.49	-	176.72	=	-0.24	239	611	32.5	39.5	45.14 %
25	02/11/18	176	157	192	211	560	13267	75	176.89	-	176.49	=	0.41	239	611	34.5	40.5	46.00 %
26	02/11/18	176	228	223	162	613	13880	78	177.95	-	176.89	=	1.06	239	613	37.5	40.5	48.08 %
27	02/18/18	177	158	187	184	529	14409	81	177.89	-	177.95	=	-0.06	239	613	37.5	43.5	46.30 %
28	02/25/18	177	176	205	164	545	14954	84	178.02	-	177.89	=	0.13	239	613	39.5	44.5	47.02 %
29	02/25/18	178	149	166	179	494	15448	87	177.56	-	178.02	=	-0.46	239	613	40.0	47.0	45.98 %
30	03/04/18	177	191	190	194	575	16023	90	178.03	-	177.56	=	0.47	239	613	42.0	48.0	46.67 %
31	03/11/18	178	202	168	204	574	16597	93	178.46	-	178.03	=	0.43	239	613	44.0	49.0	47.31 %
32	03/18/18	178	165	174	159	498	17095	96	178.07	-	178.46	=	-0.39	239	613	44.0	52.0	45.83 %
33	03/25/18	178	167	157	148	472	17567	99	177.44	-	178.07	=	-0.63	239	613	45.0	54.0	45.45 %

<100 100's 125's 150's 175's 200's 225's 250's 275's 300's

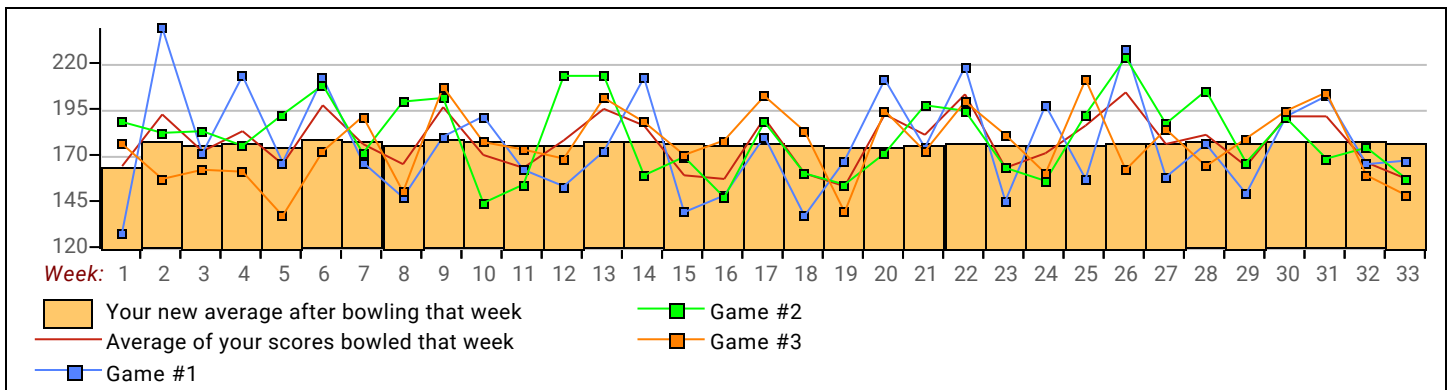
12 38 30 17 2

<400 400's 450's 500's 550's 600's 650's 700's 750's 800's

12 9 10 2

Ave of Game 1 Ave of Game 2 Ave of Game 3

176.39 180.09 175.85



Sunday Morning Threesome

Sunday 9:00 AM

Lanes 3 - 16

Note: This report includes information through March 25 which is Week 33 of 33

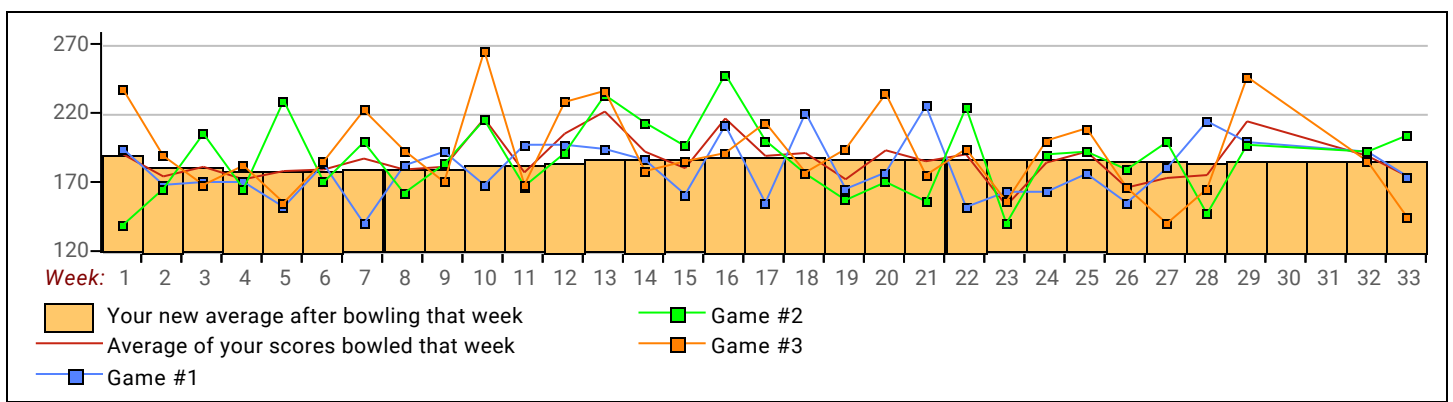
Dave Diedrich's Bowling Record - Team 13: The Ballers

Week No.	Bowling Date	Old Ave	---Average Change---			Total	Pins	Gms	New - Old ---> +/-			High Game	High Sers	Points Won	Points Lost	%Won		
			-1-	-2-	-3-													
1	09/10/17	bk175	194	139	237	570	570	3	190.00	-	0.00	=	190.00	237	570	2.0	1.0	66.67 %
2	09/17/17	bk175	168	165	189	522	1092	6	182.00	-	190.00	=	-8.00	237	570	3.0	3.0	50.00 %
3	09/24/17	bk175	170	205	168	543	1635	9	181.67	-	182.00	=	-0.33	237	570	4.0	5.0	44.44 %
4	10/01/17	181	170	165	182	517	2152	12	179.33	-	181.67	=	-2.33	237	570	7.0	5.0	58.33 %
5	10/08/17	179	152	229	155	536	2688	15	179.20	-	179.33	=	-0.13	237	570	8.0	7.0	53.33 %
6	10/08/17	179	183	170	185	538	3226	18	179.22	-	179.20	=	0.02	237	570	8.0	10.0	44.44 %
7	10/15/17	179	140	199	222	561	3787	21	180.33	-	179.22	=	1.11	237	570	10.0	11.0	47.62 %
8	10/29/17	180	182	162	193	537	4324	24	180.17	-	180.33	=	-0.17	237	570	11.0	13.0	45.83 %
9	10/29/17	180	192	183	170	545	4869	27	180.33	-	180.17	=	0.17	237	570	14.0	13.0	51.85 %
10	11/05/17	180	168	215	265	648	5517	30	183.90	-	180.33	=	3.57	265	648	17.0	13.0	56.67 %
11	11/12/17	183	197	167	168	532	6049	33	183.30	-	183.90	=	-0.60	265	648	18.0	15.0	54.55 %
12	11/19/17	183	197	191	228	616	6665	36	185.14	-	183.30	=	1.84	265	648	19.0	17.0	52.78 %
13	11/26/17	185	194	233	236	663	7328	39	187.90	-	185.14	=	2.76	265	663	21.0	18.0	53.85 %
14	11/26/17	187	186	213	178	577	7905	42	188.21	-	187.90	=	0.32	265	663	23.0	19.0	54.76 %
15	12/03/17	188	161	196	185	542	8447	45	187.71	-	188.21	=	-0.50	265	663	25.0	20.0	55.56 %
16	12/10/17	187	211	248	191	650	9097	48	189.52	-	187.71	=	1.81	265	663	27.0	21.0	56.25 %

End of 1st part

17	12/17/17	189	155	200	213	568	9665	51	189.51	-	189.52	=	-0.01	265	663	28.0	23.0	54.90 %
18	12/31/17	189	220	176	177	573	10238	54	189.59	-	189.51	=	0.08	265	663	31.0	23.0	57.41 %
19	01/07/18	189	165	157	194	516	10754	57	188.67	-	189.59	=	-0.93	265	663	32.0	25.0	56.14 %
20	01/14/18	188	177	170	234	581	11335	60	188.92	-	188.67	=	0.25	265	663	33.0	27.0	55.00 %
21	01/21/18	188	225	156	175	556	11891	63	188.75	-	188.92	=	-0.17	265	663	34.0	29.0	53.97 %
22	01/28/18	188	152	224	194	570	12461	66	188.80	-	188.75	=	0.06	265	663	36.5	29.5	55.30 %
23	02/04/18	188	163	140	156	459	12920	69	187.25	-	188.80	=	-1.56	265	663	37.5	31.5	54.35 %
24	02/04/18	187	163	190	200	553	13473	72	187.13	-	187.25	=	-0.12	265	663	38.5	33.5	53.47 %
25	02/11/18	187	176	192	209	577	14050	75	187.33	-	187.13	=	0.21	265	663	40.5	34.5	54.00 %
26	02/11/18	187	155	179	166	500	14550	78	186.54	-	187.33	=	-0.79	265	663	41.5	36.5	53.21 %
27	02/18/18	186	180	199	140	519	15069	81	186.04	-	186.54	=	-0.50	265	663	43.5	37.5	53.70 %
28	02/25/18	186	214	147	165	526	15595	84	185.65	-	186.04	=	-0.38	265	663	44.5	39.5	52.98 %
29	02/25/18	185	199	197	246	642	16237	87	186.63	-	185.65	=	0.98	265	663	46.5	40.5	53.45 %
30	03/04/18	186				0	16237	87	186.63	-	186.63	=	0.00	265	663	46.5	40.5	53.45 %
31	03/11/18	186				0	16237	87	186.63	-	186.63	=	0.00	265	663	46.5	40.5	53.45 %
32	03/18/18	186	192	192	185	569	16806	90	186.73	-	186.63	=	0.10	265	663	49.5	40.5	55.00 %
33	03/25/18	186	174	204	144	522	17328	93	186.32	-	186.73	=	-0.41	265	663	50.5	42.5	54.30 %

<u><100</u>	<u>100's</u>	<u>125's</u>	<u>150's</u>	<u>175's</u>	<u>200's</u>	<u>225's</u>	<u>250's</u>	<u>275's</u>	<u>300's</u>
		6	28	36	13	9	1		
<u><400</u>	<u>400's</u>	<u>450's</u>	<u>500's</u>	<u>550's</u>	<u>600's</u>	<u>650's</u>	<u>700's</u>	<u>750's</u>	<u>800's</u>
		1	14	11	3	2			
<u>Ave of Game 1</u>			<u>Ave of Game 2</u>			<u>Ave of Game 3</u>			
179.84			187.19			191.94			



Sunday Morning Threesome

Sunday 9:00 AM

Lanes 3 - 16

Note: This report includes information through March 25 which is Week 33 of 33

Thomas Haas's Bowling Record - Team 13: The Ballers

Week No.	Bowling Date	Old Ave	-1-	-2-	-3-	Total	Pins	Gms	---Average Change---			High Game	High Sers	Points Won	Points Lost	%Won		
									New	Old	---> +/-							
1	09/10/17	180				0	0	0	-	0.00	=	0.00	0	0		0.00 %		
2	09/17/17	180				0	0	0	-	0.00	=	0.00	0	0		0.00 %		
3	09/24/17	180				0	0	0	-	0.00	=	0.00	0	0		0.00 %		
4	10/01/17	180				0	0	0	-	0.00	=	0.00	0	0		0.00 %		
5	10/08/17	180				0	0	0	-	0.00	=	0.00	0	0		0.00 %		
6	10/08/17	180				0	0	0	-	0.00	=	0.00	0	0		0.00 %		
7	10/15/17	180				0	0	0	-	0.00	=	0.00	0	0		0.00 %		
8	10/29/17	180				0	0	0	-	0.00	=	0.00	0	0		0.00 %		
9	10/29/17	180				0	0	0	-	0.00	=	0.00	0	0		0.00 %		
10	11/05/17	180				0	0	0	-	0.00	=	0.00	0	0		0.00 %		
11	11/12/17	180				0	0	0	-	0.00	=	0.00	0	0		0.00 %		
12	11/19/17	bk207	202	192	256	650	650	3	216.67	-	0.00	=	216.67	256	650	1.0	2.0	33.33 %
13	11/26/17	bk207	219	211	236	666	1316	6	219.33	-	216.67	=	2.67	256	666	4.0	2.0	66.67 %
14	11/26/17	bk207	257	191	222	670	1986	9	220.67	-	219.33	=	1.33	257	670	6.5	2.5	72.22 %
15	12/03/17	220				0	1986	9	220.67	-	220.67	=	0.00	257	670	6.5	2.5	72.22 %
16	12/10/17	220	169	204	204	577	2563	12	213.58	-	220.67	=	-7.08	257	670	7.5	4.5	62.50 %

End of 1st part

17	12/17/17	213				0	2563	12	213.58	-	213.58	=	0.00	257	670	7.5	4.5	62.50 %
18	12/31/17	213				0	2563	12	213.58	-	213.58	=	0.00	257	670	7.5	4.5	62.50 %
19	01/07/18	213	192	157	164	513	3076	15	205.07	-	213.58	=	-8.52	257	670	7.5	7.5	50.00 %
20	01/14/18	205				0	3076	15	205.07	-	205.07	=	0.00	257	670	7.5	7.5	50.00 %
21	01/21/18	205				0	3076	15	205.07	-	205.07	=	0.00	257	670	7.5	7.5	50.00 %
22	01/28/18	205				0	3076	15	205.07	-	205.07	=	0.00	257	670	7.5	7.5	50.00 %
23	02/04/18	205				0	3076	15	205.07	-	205.07	=	0.00	257	670	7.5	7.5	50.00 %
24	02/04/18	205				0	3076	15	205.07	-	205.07	=	0.00	257	670	7.5	7.5	50.00 %
25	02/11/18	205				0	3076	15	205.07	-	205.07	=	0.00	257	670	7.5	7.5	50.00 %
26	02/11/18	205				0	3076	15	205.07	-	205.07	=	0.00	257	670	7.5	7.5	50.00 %
27	02/18/18	205				0	3076	15	205.07	-	205.07	=	0.00	257	670	7.5	7.5	50.00 %
28	02/25/18	205				0	3076	15	205.07	-	205.07	=	0.00	257	670	7.5	7.5	50.00 %
29	02/25/18	205				0	3076	15	205.07	-	205.07	=	0.00	257	670	7.5	7.5	50.00 %
30	03/04/18	205	247	206	215	668	3744	18	208.00	-	205.07	=	2.93	257	670	9.5	8.5	52.78 %
31	03/11/18	208	246	268	154	668	4412	21	210.10	-	208.00	=	2.10	268	670	11.5	9.5	54.76 %
32	03/18/18	210				0	4412	21	210.10	-	210.10	=	0.00	268	670	11.5	9.5	54.76 %
33	03/25/18	210				0	4412	21	210.10	-	210.10	=	0.00	268	670	11.5	9.5	54.76 %

<u><100</u>	<u>100's</u>	<u>125's</u>	<u>150's</u>	<u>175's</u>	<u>200's</u>	<u>225's</u>	<u>250's</u>	<u>275's</u>	<u>300's</u>
			4	3	8	3	3		
<u><400</u>	<u>400's</u>	<u>450's</u>	<u>500's</u>	<u>550's</u>	<u>600's</u>	<u>650's</u>	<u>700's</u>	<u>750's</u>	<u>800's</u>
			1	1		5			
<u>Ave of Game 1</u>			<u>Ave of Game 2</u>			<u>Ave of Game 3</u>			
218.86			204.14			207.29			

