

Sunday Morning Threesome

Sunday 9:00 AM

Lanes 3 - 16

Note: This report includes information through March 25 which is Week 33 of 33

Team 14: Eagle Media Inc

Name	Pins	Gms	True Average	Book Ave	High Game	High Sers	Points Won	Points Lost	%Won
Traber, Darryl	14355	66	217.50	230	300	724	33.0	33.0	50.00 %
Weber, Wayne	18185	93	195.54	198	245	677	57.5	35.5	61.83 %
Traber, Brian	20382	90	226.47	233	298	784	52.0	38.0	57.78 %
Traber, Jo Ann	4986	33	151.09	—	201	499	16.0	14.0	53.33 %
Traber, Dale	2632	12	219.33	211	258	683	6.5	5.5	54.17 %

Team History

Week No.	Bowling Date	Opp. Team	-1-	-2-	-3-	Total	Last Wk WON	Last Wk Lost	Points Won	Points Lost	Year-To-Date WON	Y-T-D LOST	High Game	High Sers
1	09/10/17	13	601	672	667	1940	6	10	6	10	6	10	672	1940
2	09/17/17	4	662	688	606	1956	8½	7½	14½	17½	14½	17½	688	1956
3	09/24/17	5	721	731	643	2095	14	2	28½	19½	28½	19½	731	2095
4	10/01/17	7	627	651	574	1852	5½	10½	34	30	34	30	731	2095
5	10/08/17	1	611	641	613	1865	7	9	41	39	41	39	731	2095
6	10/08/17	11	663	614	717	1994	9	7	50	46	50	46	731	2095
7	10/15/17	9	505	504	605	1614	5	11	55	57	55	57	731	2095
8	10/29/17	3	627	629	635	1891	6	10	61	67	61	67	731	2095
9	10/29/17	2	618	567	517	1702	12	4	73	71	73	71	731	2095
10	11/05/17	6	648	510	599	1757	11	5	84	76	84	76	731	2095
11	11/12/17	8	509	544	571	1624	13	3	97	79	97	79	731	2095
12	11/19/17	9	601	707	729	2037	11	5	108	84	108	84	731	2095
13	11/26/17	9	621	629	651	1901	9	7	117	91	117	91	731	2095
14	11/26/17	12	588	603	544	1735	6	10	123	101	123	101	731	2095
15	12/03/17	10	573	611	590	1774	6	10	129	111	129	111	731	2095
16	12/10/17	2	600	497	592	1689	12	4	141	115	141	115	731	2095

End of 1st part

17	12/17/17	13	605	632	558	1795	8	8	8	8	149	123	731	2095
18	12/31/17	4	564	612	628	1804	10	6	18	14	159	129	731	2095
19	01/07/18	5	576	568	543	1687	7	9	25	23	166	138	731	2095
20	01/14/18	7	542	582	568	1692	4	12	29	35	170	150	731	2095
21	01/21/18	11	631	778	671	2080	14	2	43	37	184	152	778	2095
22	01/28/18	1	636	671	707	2014	11	5	54	42	195	157	778	2095
23	02/04/18	11	621	668	627	1916	6½	9½	60½	51½	201½	166½	778	2095
24	02/04/18	3	567	560	567	1694	4½	11½	65	63	206	178	778	2095
25	02/11/18	2	644	638	645	1927	13	3	78	66	219	181	778	2095
26	02/11/18	6	625	699	653	1977	12	4	90	70	231	185	778	2095
27	02/18/18	3	624	660	687	1971	14	2	104	72	245	187	778	2095
28	02/25/18	8	674	627	697	1998	16	0	120	72	261	187	778	2095
29	02/25/18	9	522	531	475	1528	5	11	125	83	266	198	778	2095
30	03/04/18	12	615	644	675	1934	9	7	134	90	275	205	778	2095
31	03/11/18	10	636	678	702	2016	10	6	144	96	285	211	778	2095
32	03/18/18	4	588	667	581	1836	10	6	154	102	295	217	778	2095
33	03/25/18	9	890	799	845	2534	13	3	167	105	308	220	778	2095

Sunday Morning Threesome

Sunday 9:00 AM

Lanes 3 - 16

Note: This report includes information through March 25 which is Week 33 of 33

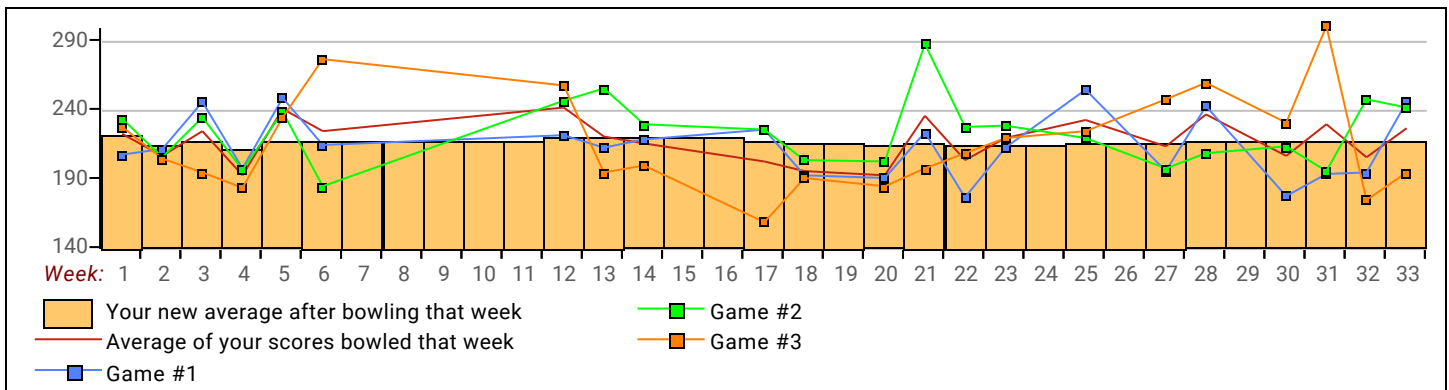
Darryl Traber's Bowling Record - Team 14: Eagle Media Inc

Week No.	Bowling Date	Old Ave	-1-	-2-	-3-	Total	Pins	Gms	---Average Change---			High Game	High Sers	Points Won	Points Lost	%Won		
									New	Old	---> +/-							
1	09/10/17	bk230	207	233	227	667	667	3	222.33	-	0.00	=	222.33	233	667	3.0		100.00 %
2	09/17/17	bk230	211	205	204	620	1287	6	214.50	-	222.33	=	-7.83	233	667	3.0	3.0	50.00 %
3	09/24/17	bk230	245	234	194	673	1960	9	217.78	-	214.50	=	3.28	245	673	5.0	4.0	55.56 %
4	10/01/17	217	197	196	183	576	2536	12	211.33	-	217.78	=	-6.44	245	673	5.0	7.0	41.67 %
5	10/08/17	211	248	238	234	720	3256	15	217.07	-	211.33	=	5.73	248	720	8.0	7.0	53.33 %
6	10/08/17	217	214	184	276	674	3930	18	218.33	-	217.07	=	1.27	276	720	9.0	9.0	50.00 %
7	10/15/17	218				0	3930	18	218.33	-	218.33	=	0.00	276	720	9.0	9.0	50.00 %
8	10/29/17	218				0	3930	18	218.33	-	218.33	=	0.00	276	720	9.0	9.0	50.00 %
9	10/29/17	218				0	3930	18	218.33	-	218.33	=	0.00	276	720	9.0	9.0	50.00 %
10	11/05/17	218				0	3930	18	218.33	-	218.33	=	0.00	276	720	9.0	9.0	50.00 %
11	11/12/17	218				0	3930	18	218.33	-	218.33	=	0.00	276	720	9.0	9.0	50.00 %
12	11/19/17	218	221	246	257	724	4654	21	221.62	-	218.33	=	3.29	276	724	11.0	10.0	52.38 %
13	11/26/17	221	212	255	194	661	5315	24	221.46	-	221.62	=	-0.16	276	724	13.0	11.0	54.17 %
14	11/26/17	221	218	229	199	646	5961	27	220.78	-	221.46	=	-0.68	276	724	14.0	13.0	51.85 %
15	12/03/17	220				0	5961	27	220.78	-	220.78	=	0.00	276	724	14.0	13.0	51.85 %
16	12/10/17	220				0	5961	27	220.78	-	220.78	=	0.00	276	724	14.0	13.0	51.85 %

End of 1st part

17	12/17/17	220	225	225	158	608	6569	30	218.97	-	220.78	=	-1.81	276	724	15.0	15.0	50.00 %
18	12/31/17	218	192	203	190	585	7154	33	216.79	-	218.97	=	-2.18	276	724	16.0	17.0	48.48 %
19	01/07/18	216				0	7154	33	216.79	-	216.79	=	0.00	276	724	16.0	17.0	48.48 %
20	01/14/18	216	190	202	184	576	7730	36	214.72	-	216.79	=	-2.07	276	724	16.0	20.0	44.44 %
21	01/21/18	214	223	287	197	707	8437	39	216.33	-	214.72	=	1.61	287	724	19.0	20.0	48.72 %
22	01/28/18	216	176	227	208	611	9048	42	215.43	-	216.33	=	-0.90	287	724	20.0	22.0	47.62 %
23	02/04/18	215	212	228	219	659	9707	45	215.71	-	215.43	=	0.28	287	724	22.0	23.0	48.89 %
24	02/04/18	215				0	9707	45	215.71	-	215.71	=	0.00	287	724	22.0	23.0	48.89 %
25	02/11/18	215	254	219	224	697	10404	48	216.75	-	215.71	=	1.04	287	724	24.0	24.0	50.00 %
26	02/11/18	216				0	10404	48	216.75	-	216.75	=	0.00	287	724	24.0	24.0	50.00 %
27	02/18/18	216	195	197	247	639	11043	51	216.53	-	216.75	=	-0.22	287	724	25.0	26.0	49.02 %
28	02/25/18	216	242	208	259	709	11752	54	217.63	-	216.53	=	1.10	287	724	28.0	26.0	51.85 %
29	02/25/18	217				0	11752	54	217.63	-	217.63	=	0.00	287	724	28.0	26.0	51.85 %
30	03/04/18	217	177	213	230	620	12372	57	217.05	-	217.63	=	-0.58	287	724	29.0	28.0	50.88 %
31	03/11/18	217	193	195	300	688	13060	60	217.67	-	217.05	=	0.61	300	724	30.0	30.0	50.00 %
32	03/18/18	217	194	247	174	615	13675	63	217.06	-	217.67	=	-0.60	300	724	31.0	32.0	49.21 %
33	03/25/18	217	245	241	194	680	14355	66	217.50	-	217.06	=	0.44	300	724	33.0	33.0	50.00 %

<100	100's	125's	150's	175's	200's	225's	250's	275's	300's
			2	20	18	19	4	2	1
<400	400's	450's	500's	550's	600's	650's	700's	750's	800's
			3	7	8	4			
Ave of Game 1			Ave of Game 2			Ave of Game 3			
213.23			223.27			216.00			



Sunday Morning Threesome

Sunday 9:00 AM

Lanes 3 - 16

Note: This report includes information through March 25 which is Week 33 of 33

Wayne Weber's Bowling Record - Team 14: Eagle Media Inc

Week No.	Bowling Date	Old Ave	---Average Change---			Total	Pins	Gms	New - Old ---> +/-			High Game	High Sers	Points Won	Points Lost	%Won		
			-1-	-2-	-3-													
1	09/10/17	bk198				0	0	0	-	0.00	=	0.00	0	0			0.00 %	
2	09/17/17	bk198	214	194	201	609	609	3	203.00	-	0.00	=	203.00	214	609	1.5	1.5	50.00 %
3	09/24/17	bk198	245	238	194	677	1286	6	214.33	-	203.00	=	11.33	245	677	4.5	1.5	75.00 %
4	10/01/17	bk198	206	188	167	561	1847	9	205.22	-	214.33	=	-9.11	245	677	5.0	4.0	55.56 %
5	10/08/17	205	169	179	163	511	2358	12	196.50	-	205.22	=	-8.72	245	677	6.0	6.0	50.00 %
6	10/08/17	196	224	238	183	645	3003	15	200.20	-	196.50	=	3.70	245	677	8.0	7.0	53.33 %
7	10/15/17	200	188	141	196	525	3528	18	196.00	-	200.20	=	-4.20	245	677	9.0	9.0	50.00 %
8	10/29/17	196	205	214	172	591	4119	21	196.14	-	196.00	=	0.14	245	677	10.0	11.0	47.62 %
9	10/29/17	196	219	158	200	577	4696	24	195.67	-	196.14	=	-0.48	245	677	12.0	12.0	50.00 %
10	11/05/17	195	201	146	184	531	5227	27	193.59	-	195.67	=	-2.07	245	677	14.0	13.0	51.85 %
11	11/12/17	193	142	170	185	497	5724	30	190.80	-	193.59	=	-2.79	245	677	15.0	15.0	50.00 %
12	11/19/17	190	191	237	214	642	6366	33	192.91	-	190.80	=	2.11	245	677	18.0	15.0	54.55 %
13	11/26/17	192	182	141	238	561	6927	36	192.42	-	192.91	=	-0.49	245	677	20.0	16.0	55.56 %
14	11/26/17	192				0	6927	36	192.42	-	192.42	=	0.00	245	677	20.0	16.0	55.56 %
15	12/03/17	192	200	204	239	643	7570	39	194.10	-	192.42	=	1.69	245	677	22.0	17.0	56.41 %
16	12/10/17	194	211	189	224	624	8194	42	195.10	-	194.10	=	0.99	245	677	24.0	18.0	57.14 %

End of 1st part

17	12/17/17	195	199	225	204	628	8822	45	196.04	-	195.10	=	0.95	245	677	26.0	19.0	57.78 %
18	12/31/17	196	162	200	180	542	9364	48	195.08	-	196.04	=	-0.96	245	677	28.0	20.0	58.33 %
19	01/07/18	195	223	183	190	596	9960	51	195.29	-	195.08	=	0.21	245	677	29.0	22.0	56.86 %
20	01/14/18	195	204	223	190	617	10577	54	195.87	-	195.29	=	0.58	245	677	30.0	24.0	55.56 %
21	01/21/18	195	191	233	216	640	11217	57	196.79	-	195.87	=	0.92	245	677	31.5	25.5	55.26 %
22	01/28/18	196	225	202	211	638	11855	60	197.58	-	196.79	=	0.79	245	677	34.5	25.5	57.50 %
23	02/04/18	197	197	204	206	607	12462	63	197.81	-	197.58	=	0.23	245	677	35.5	27.5	56.35 %
24	02/04/18	197	164	189	168	521	12983	66	196.71	-	197.81	=	-1.10	245	677	37.5	28.5	56.82 %
25	02/11/18	196	196	203	204	603	13586	69	196.90	-	196.71	=	0.19	245	677	40.5	28.5	58.70 %
26	02/11/18	196	173	203	213	589	14175	72	196.88	-	196.90	=	-0.02	245	677	43.5	28.5	60.42 %
27	02/18/18	196	222	184	204	610	14785	75	197.13	-	196.88	=	0.26	245	677	46.5	28.5	62.00 %
28	02/25/18	197	205	201	221	627	15412	78	197.59	-	197.13	=	0.46	245	677	49.5	28.5	63.46 %
29	02/25/18	197	202	196	173	571	15983	81	197.32	-	197.59	=	-0.27	245	677	52.5	28.5	64.81 %
30	03/04/18	197	180	152	198	530	16513	84	196.58	-	197.32	=	-0.74	245	677	52.5	31.5	62.50 %
31	03/11/18	196	145	205	197	547	17060	87	196.09	-	196.58	=	-0.49	245	677	54.5	32.5	62.64 %
32	03/18/18	196	139	183	180	502	17562	90	195.13	-	196.09	=	-0.96	245	677	55.5	34.5	61.67 %
33	03/25/18	195	200	189	234	623	18185	93	195.54	-	195.13	=	0.40	245	677	57.5	35.5	61.83 %

<100 100's 125's 150's 175's 200's 225's 250's 275's 300's

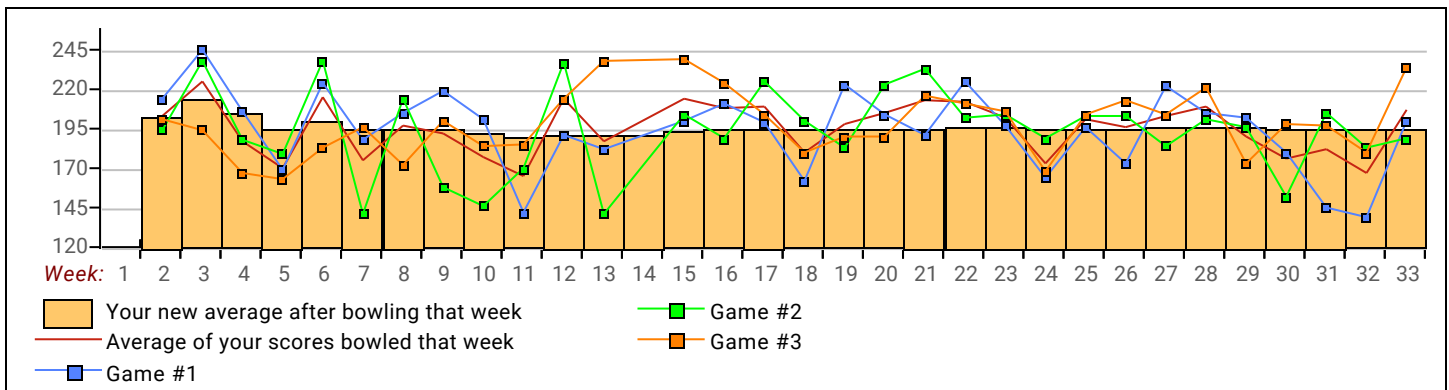
6 12 29 36 10

<400 400's 450's 500's 550's 600's 650's 700's 750's 800's

1 8 7 14 1

Ave of Game 1 Ave of Game 2 Ave of Game 3

194.32 193.94 198.35



Sunday Morning Threesome

Sunday 9:00 AM

Lanes 3 - 16

Note: This report includes information through March 25 which is Week 33 of 33

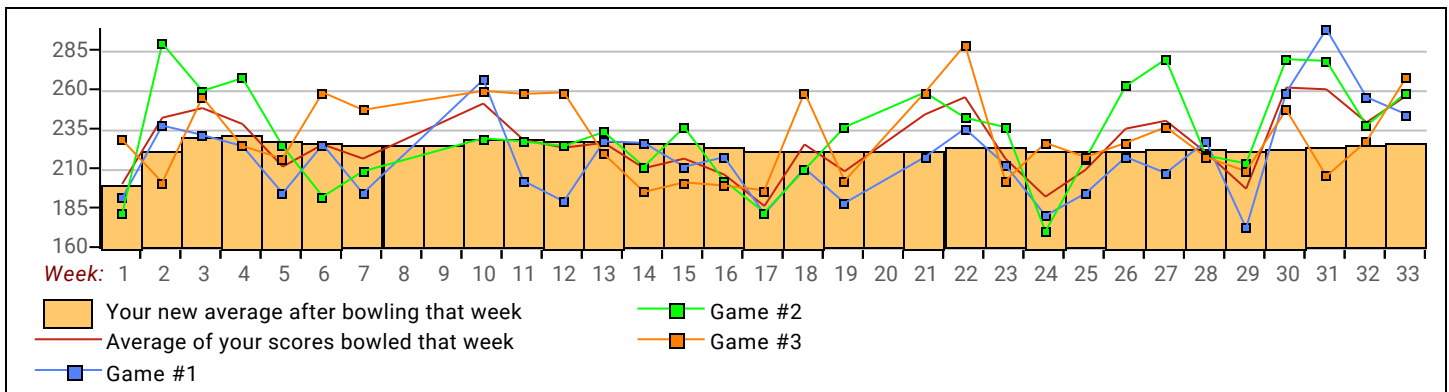
Brian Traber's Bowling Record - Team 14: Eagle Media Inc

Week No.	Bowling Date	Old Ave	---Average Change---			Total	Pins	Gms	New - Old ---> +/-			High Game	High Sers	Points Won	Points Lost	%Won		
			-1-	-2-	-3-													
1	09/10/17	bk233	191	181	228	600	600	3	200.00	-	0.00	=	200.00	228	600		3.0	0.00 %
2	09/17/17	bk233	237	289	201	727	1327	6	221.17	-	200.00	=	21.17	289	727	2.0	4.0	33.33 %
3	09/24/17	bk233	231	259	255	745	2072	9	230.22	-	221.17	=	9.06	289	745	4.0	5.0	44.44 %
4	10/01/17	230	224	267	224	715	2787	12	232.25	-	230.22	=	2.03	289	745	7.0	5.0	58.33 %
5	10/08/17	232	194	224	216	634	3421	15	228.07	-	232.25	=	-4.18	289	745	8.0	7.0	53.33 %
6	10/08/17	228	225	192	258	675	4096	18	227.56	-	228.07	=	-0.51	289	745	9.0	9.0	50.00 %
7	10/15/17	227	194	208	247	649	4745	21	225.95	-	227.56	=	-1.60	289	745	10.0	11.0	47.62 %
8	10/29/17	225				0	4745	21	225.95	-	225.95	=	0.00	289	745	10.0	11.0	47.62 %
9	10/29/17	225				0	4745	21	225.95	-	225.95	=	0.00	289	745	10.0	11.0	47.62 %
10	11/05/17	225	266	229	259	754	5499	24	229.13	-	225.95	=	3.17	289	754	12.0	12.0	50.00 %
11	11/12/17	229	202	227	257	686	6185	27	229.07	-	229.13	=	-0.05	289	754	15.0	12.0	55.56 %
12	11/19/17	229	189	224	258	671	6856	30	228.53	-	229.07	=	-0.54	289	754	16.0	14.0	53.33 %
13	11/26/17	228	227	233	219	679	7535	33	228.33	-	228.53	=	-0.20	289	754	17.0	16.0	51.52 %
14	11/26/17	228	226	211	195	632	8167	36	226.86	-	228.33	=	-1.47	289	754	19.0	17.0	52.78 %
15	12/03/17	226	211	236	201	648	8815	39	226.03	-	226.86	=	-0.84	289	754	20.0	19.0	51.28 %
16	12/10/17	226	217	202	199	618	9433	42	224.60	-	226.03	=	-1.43	289	754	22.0	20.0	52.38 %

End of 1st part

17	12/17/17	224	181	182	196	559	9992	45	222.04	-	224.60	=	-2.55	289	754	23.0	22.0	51.11 %
18	12/31/17	222	210	209	258	677	10669	48	222.27	-	222.04	=	0.23	289	754	25.0	23.0	52.08 %
19	01/07/18	222	188	236	202	626	11295	51	221.47	-	222.27	=	-0.80	289	754	27.0	24.0	52.94 %
20	01/14/18	221				0	11295	51	221.47	-	221.47	=	0.00	289	754	27.0	24.0	52.94 %
21	01/21/18	221	217	258	258	733	12028	54	222.74	-	221.47	=	1.27	289	754	29.5	24.5	54.63 %
22	01/28/18	222	235	242	288	765	12793	57	224.44	-	222.74	=	1.70	289	765	31.5	25.5	55.26 %
23	02/04/18	224	212	236	202	650	13443	60	224.05	-	224.44	=	-0.39	289	765	33.0	27.0	55.00 %
24	02/04/18	224	180	170	226	576	14019	63	222.52	-	224.05	=	-1.53	289	765	33.0	30.0	52.38 %
25	02/11/18	222	194	216	217	627	14646	66	221.91	-	222.52	=	-0.61	289	765	34.0	32.0	51.52 %
26	02/11/18	221	217	262	226	705	15351	69	222.48	-	221.91	=	0.57	289	765	36.0	33.0	52.17 %
27	02/18/18	222	207	279	236	722	16073	72	223.24	-	222.48	=	0.76	289	765	39.0	33.0	54.17 %
28	02/25/18	223	227	218	217	662	16735	75	223.13	-	223.24	=	-0.10	289	765	42.0	33.0	56.00 %
29	02/25/18	223	172	213	208	593	17328	78	222.15	-	223.13	=	-0.98	289	765	42.0	36.0	53.85 %
30	03/04/18	222	258	279	247	784	18112	81	223.60	-	222.15	=	1.45	289	784	45.0	36.0	55.56 %
31	03/11/18	223	298	278	205	781	18893	84	224.92	-	223.60	=	1.31	298	784	47.0	37.0	55.95 %
32	03/18/18	224	255	237	227	719	19612	87	225.43	-	224.92	=	0.51	298	784	50.0	37.0	57.47 %
33	03/25/18	225	244	258	268	770	20382	90	226.47	-	225.43	=	1.04	298	784	52.0	38.0	57.78 %

<u><100</u>	<u>100's</u>	<u>125's</u>	<u>150's</u>	<u>175's</u>	<u>200's</u>	<u>225's</u>	<u>250's</u>	<u>275's</u>	<u>300's</u>
			2	14	29	23	16	6	
<u><400</u>	<u>400's</u>	<u>450's</u>	<u>500's</u>	<u>550's</u>	<u>600's</u>	<u>650's</u>	<u>700's</u>	<u>750's</u>	<u>800's</u>
			3	8	7	7	5		
<u>Ave of Game 1</u>			<u>Ave of Game 2</u>			<u>Ave of Game 3</u>			
217.63			231.83			229.93			



Sunday Morning Threesome

Sunday 9:00 AM

Lanes 3 - 16

Note: This report includes information through March 25 which is Week 33 of 33

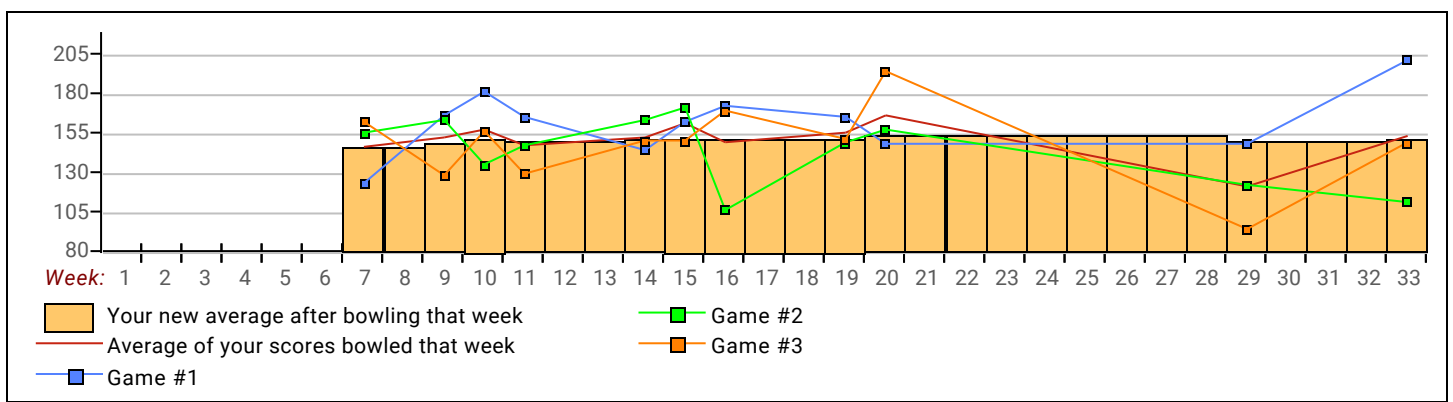
Jo Ann Traber's Bowling Record - Team 14: Eagle Media Inc

Week No.	Bowling Date	Old Ave	---Average Change---			Total	Pins	Gms	---Average Change---			High Game	High Sers	Points Won	Points Lost	%Won
			-1-	-2-	-3-				New	Old	---> +/-					
1	09/10/17	180				0	0	0	-	0.00	= 0.00	0	0			0.00 %
2	09/17/17	180				0	0	0	-	0.00	= 0.00	0	0			0.00 %
3	09/24/17	180				0	0	0	-	0.00	= 0.00	0	0			0.00 %
4	10/01/17	180				0	0	0	-	0.00	= 0.00	0	0			0.00 %
5	10/08/17	180				0	0	0	-	0.00	= 0.00	0	0			0.00 %
6	10/08/17	180				0	0	0	-	0.00	= 0.00	0	0			0.00 %
7	10/15/17	146	123	155	162	440	440	3	146.67	-	0.00 = 146.67	162	440	1.0	2.0	33.33 %
8	10/29/17	146				0	440	3	146.67	-	146.67 = 0.00	162	440	1.0	2.0	33.33 %
9	10/29/17	146	166	163	128	457	897	6	149.50	-	146.67 = 2.83	166	457	3.0	3.0	50.00 %
10	11/05/17	149	181	135	156	472	1369	9	152.11	-	149.50 = 2.61	181	472	5.0	4.0	55.56 %
11	11/12/17	152	165	147	129	441	1810	12	150.83	-	152.11 = -1.28	181	472	7.0	5.0	58.33 %
12	11/19/17	150				0	1810	12	150.83	-	150.83 = 0.00	181	472	7.0	5.0	58.33 %
13	11/26/17	150				0	1810	12	150.83	-	150.83 = 0.00	181	472	7.0	5.0	58.33 %
14	11/26/17	150	144	163	150	457	2267	15	151.13	-	150.83 = 0.30	181	472	8.0	7.0	53.33 %
15	12/03/17	151	162	171	150	483	2750	18	152.78	-	151.13 = 1.64	181	483	9.0	9.0	50.00 %
16	12/10/17	152	172	106	169	447	3197	21	152.24	-	152.78 = -0.54	181	483	11.0	10.0	52.38 %

End of 1st part

17	12/17/17	152				0	3197	21	152.24	-	152.24 = 0.00	181	483	11.0	10.0	52.38 %
18	12/31/17	152				0	3197	21	152.24	-	152.24 = 0.00	181	483	11.0	10.0	52.38 %
19	01/07/18	152	165	149	151	465	3662	24	152.58	-	152.24 = 0.35	181	483	13.0	11.0	54.17 %
20	01/14/18	152	148	157	194	499	4161	27	154.11	-	152.58 = 1.53	194	499	16.0	11.0	59.26 %
21	01/21/18	154				0	4161	27	154.11	-	154.11 = 0.00	194	499	16.0	11.0	59.26 %
22	01/28/18	154				0	4161	27	154.11	-	154.11 = 0.00	194	499	16.0	11.0	59.26 %
23	02/04/18	154				0	4161	27	154.11	-	154.11 = 0.00	194	499	16.0	11.0	59.26 %
24	02/04/18	154				0	4161	27	154.11	-	154.11 = 0.00	194	499	16.0	11.0	59.26 %
25	02/11/18	154				0	4161	27	154.11	-	154.11 = 0.00	194	499	16.0	11.0	59.26 %
26	02/11/18	154				0	4161	27	154.11	-	154.11 = 0.00	194	499	16.0	11.0	59.26 %
27	02/18/18	154				0	4161	27	154.11	-	154.11 = 0.00	194	499	16.0	11.0	59.26 %
28	02/25/18	154				0	4161	27	154.11	-	154.11 = 0.00	194	499	16.0	11.0	59.26 %
29	02/25/18	154	148	122	94	364	4525	30	150.83	-	154.11 = -3.28	194	499	16.0	14.0	53.33 %
30	03/04/18	150				0	4525	30	150.83	-	150.83 = 0.00	194	499	16.0	14.0	53.33 %
31	03/11/18	150				0	4525	30	150.83	-	150.83 = 0.00	194	499	16.0	14.0	53.33 %
32	03/18/18	150				0	4525	30	150.83	-	150.83 = 0.00	194	499	16.0	14.0	53.33 %
33	03/25/18	150	201	111	149	461	4986	33	151.09	-	150.83 = 0.26	201	499	16.0	14.0	53.33 %

<u><100</u>	<u>100's</u>	<u>125's</u>	<u>150's</u>	<u>175's</u>	<u>200's</u>	<u>225's</u>	<u>250's</u>	<u>275's</u>	<u>300's</u>
1	4	9	16	2	1				
<u><400</u>	<u>400's</u>	<u>450's</u>	<u>500's</u>	<u>550's</u>	<u>600's</u>	<u>650's</u>	<u>700's</u>	<u>750's</u>	<u>800's</u>
1	3	7							
<u>Ave of Game 1</u>			<u>Ave of Game 2</u>			<u>Ave of Game 3</u>			
161.36			143.55			148.36			



Sunday Morning Threesome

Sunday 9:00 AM

Lanes 3 - 16

Note: This report includes information through March 25 which is Week 33 of 33

Dale Traber's Bowling Record - Team 14: Eagle Media Inc

Week No.	Bowling Date	Old Ave	-1-	-2-	-3-	Total	Pins	Gms	---Average Change---			High Game	High Sers	Points Won	Points Lost	%Won		
									New	Old	---> +/-							
1	09/10/17	bk211	203	258	212	673	673	3	224.33	-	0.00	=	224.33	258	673	1.0	2.0	33.33 %
2	09/17/17	bk211				0	673	3	224.33	-	224.33	=	0.00	258	673	1.0	2.0	33.33 %
3	09/24/17	bk211				0	673	3	224.33	-	224.33	=	0.00	258	673	1.0	2.0	33.33 %
4	10/01/17	bk211				0	673	3	224.33	-	224.33	=	0.00	258	673	1.0	2.0	33.33 %
5	10/08/17	bk211				0	673	3	224.33	-	224.33	=	0.00	258	673	1.0	2.0	33.33 %
6	10/08/17	bk211				0	673	3	224.33	-	224.33	=	0.00	258	673	1.0	2.0	33.33 %
7	10/15/17	bk211				0	673	3	224.33	-	224.33	=	0.00	258	673	1.0	2.0	33.33 %
8	10/29/17	bk211	227	204	248	679	1352	6	225.33	-	224.33	=	1.00	258	679	2.0	4.0	33.33 %
9	10/29/17	bk211				0	1352	6	225.33	-	225.33	=	0.00	258	679	2.0	4.0	33.33 %
10	11/05/17	bk211				0	1352	6	225.33	-	225.33	=	0.00	258	679	2.0	4.0	33.33 %
11	11/12/17	bk211				0	1352	6	225.33	-	225.33	=	0.00	258	679	2.0	4.0	33.33 %
12	11/19/17	bk211				0	1352	6	225.33	-	225.33	=	0.00	258	679	2.0	4.0	33.33 %
13	11/26/17	bk211				0	1352	6	225.33	-	225.33	=	0.00	258	679	2.0	4.0	33.33 %
14	11/26/17	bk211				0	1352	6	225.33	-	225.33	=	0.00	258	679	2.0	4.0	33.33 %
15	12/03/17	bk211				0	1352	6	225.33	-	225.33	=	0.00	258	679	2.0	4.0	33.33 %
16	12/10/17	bk211				0	1352	6	225.33	-	225.33	=	0.00	258	679	2.0	4.0	33.33 %

End of 1st part

17	12/17/17	bk211				0	1352	6	225.33	-	225.33	=	0.00	258	679	2.0	4.0	33.33 %
18	12/31/17	bk211				0	1352	6	225.33	-	225.33	=	0.00	258	679	2.0	4.0	33.33 %
19	01/07/18	bk211				0	1352	6	225.33	-	225.33	=	0.00	258	679	2.0	4.0	33.33 %
20	01/14/18	bk211				0	1352	6	225.33	-	225.33	=	0.00	258	679	2.0	4.0	33.33 %
21	01/21/18	bk211				0	1352	6	225.33	-	225.33	=	0.00	258	679	2.0	4.0	33.33 %
22	01/28/18	bk211				0	1352	6	225.33	-	225.33	=	0.00	258	679	2.0	4.0	33.33 %
23	02/04/18	bk211				0	1352	6	225.33	-	225.33	=	0.00	258	679	2.0	4.0	33.33 %
24	02/04/18	bk211	223	201	173	597	1949	9	216.56	-	225.33	=	-8.78	258	679	4.5	4.5	50.00 %
25	02/11/18	216				0	1949	9	216.56	-	216.56	=	0.00	258	679	4.5	4.5	50.00 %
26	02/11/18	216	235	234	214	683	2632	12	219.33	-	216.56	=	2.78	258	683	6.5	5.5	54.17 %
27	02/18/18	219				0	2632	12	219.33	-	219.33	=	0.00	258	683	6.5	5.5	54.17 %
28	02/25/18	219				0	2632	12	219.33	-	219.33	=	0.00	258	683	6.5	5.5	54.17 %
29	02/25/18	219				0	2632	12	219.33	-	219.33	=	0.00	258	683	6.5	5.5	54.17 %
30	03/04/18	219				0	2632	12	219.33	-	219.33	=	0.00	258	683	6.5	5.5	54.17 %
31	03/11/18	219				0	2632	12	219.33	-	219.33	=	0.00	258	683	6.5	5.5	54.17 %
32	03/18/18	219				0	2632	12	219.33	-	219.33	=	0.00	258	683	6.5	5.5	54.17 %
33	03/25/18	219				0	2632	12	219.33	-	219.33	=	0.00	258	683	6.5	5.5	54.17 %

