

Sunday Morning Threesome

Sunday 9:00 AM

Lanes 3 - 16

Note: This report includes information through March 25 which is Week 33 of 33

Team 2: Rackm Up

Name	Pins	Gms	True Average	Book Ave	High Game	High Sers	Points Won	Points Lost	%Won
Schilling, Greg	12211	60	203.52	—	300	768	32.5	27.5	54.17 %
Konopka, Joseph	11374	52	218.73	—	289	721	33.0	19.0	63.46 %
Schilling, Derek	12125	66	183.71	—	246	665	32.0	34.0	48.48 %
Provost, Glen	13413	75	178.84	—	258	597	40.5	31.5	56.25 %
Holmquist, Craig	1909	12	159.08	175	202	546	1.0	11.0	8.33 %

Team History

Week No.	Bowling Date	Opp. Team	-1-	-2-	-3-	Total	Last Wk WON	Last Wk Lost	Points Won	Points Lost	Year-To-Date WON	Y-T-D LOST	High Game	High Sers
1	09/10/17	1	447	483	562	1492	8½	7½	8½	7½	8½	7½	562	1492
2	09/17/17	11	511	558	521	1590	8	8	16½	15½	16½	15½	562	1590
3	09/24/17	4	559	608	673	1840	14½	1½	31	17	31	17	673	1840
4	10/01/17	13	529	499	536	1564	2	14	33	31	33	31	673	1840
5	10/08/17	9	601	447	511	1559	4	12	37	43	37	43	673	1840
6	10/08/17	7	572	558	543	1673	1	15	38	58	38	58	673	1840
7	10/15/17	6	444	553	602	1599	8½	7½	46½	65½	46½	65½	673	1840
8	10/29/17	12	643	678	555	1876	10	6	56½	71½	56½	71½	678	1876
9	10/29/17	14	554	519	570	1643	4	12	60½	83½	60½	83½	678	1876
10	11/05/17	5	572	597	606	1775	13	3	73½	86½	73½	86½	678	1876
11	11/12/17	6	547	576	526	1649	16	0	89½	86½	89½	86½	678	1876
12	11/19/17	3	629	714	654	1997	13	3	102½	89½	102½	89½	714	1997
13	11/26/17	10	690	615	623	1928	11	5	113½	94½	113½	94½	714	1997
14	11/26/17	8	569	625	613	1807	10	6	123½	100½	123½	100½	714	1997
15	12/03/17	3	522	606	567	1695	5	11	128½	111½	128½	111½	714	1997
16	12/10/17	14	509	474	591	1574	4	12	132½	123½	132½	123½	714	1997

End of 1st part

17	12/17/17	1	592	525	658	1775	4½	11½	4½	11½	137	135	714	1997
18	12/31/17	11	552	650	576	1778	10	6	14½	17½	147	141	714	1997
19	01/07/18	4	529	524	487	1540	3½	12½	18	30	150½	153½	714	1997
20	01/14/18	13	521	597	557	1675	7	9	25	39	157½	162½	714	1997
21	01/21/18	3	497	602	567	1666	5	11	30	50	162½	173½	714	1997
22	01/28/18	9	477	549	589	1615	5	11	35	61	167½	184½	714	1997
23	02/04/18	7	501	476	567	1544	8	8	43	69	175½	192½	714	1997
24	02/04/18	12	571	571	471	1613	3	13	46	82	178½	205½	714	1997
25	02/11/18	14	539	542	567	1648	3	13	49	95	181½	218½	714	1997
26	02/11/18	5	500	551	504	1555	6	10	55	105	187½	228½	714	1997
27	02/18/18	11	544	676	647	1867	14	2	69	107	201½	230½	714	1997
28	02/25/18	6	550	620	733	1903	9	7	78	114	210½	237½	733	1997
29	02/25/18	10	598	594	565	1757	7	9	85	123	217½	246½	733	1997
30	03/04/18	8	557	691	610	1858	14	2	99	125	231½	248½	733	1997
31	03/11/18	3	569	674	606	1849	11½	4½	110½	129½	243	253	733	1997
32	03/18/18	11	631	683	643	1957	11	5	121½	134½	254	258	733	1997
33	03/25/18	4	774	783	797	2354	12	4	133½	138½	266	262	733	1997

Sunday Morning Threesome

Sunday 9:00 AM

Lanes 3 - 16

Note: This report includes information through March 25 which is Week 33 of 33

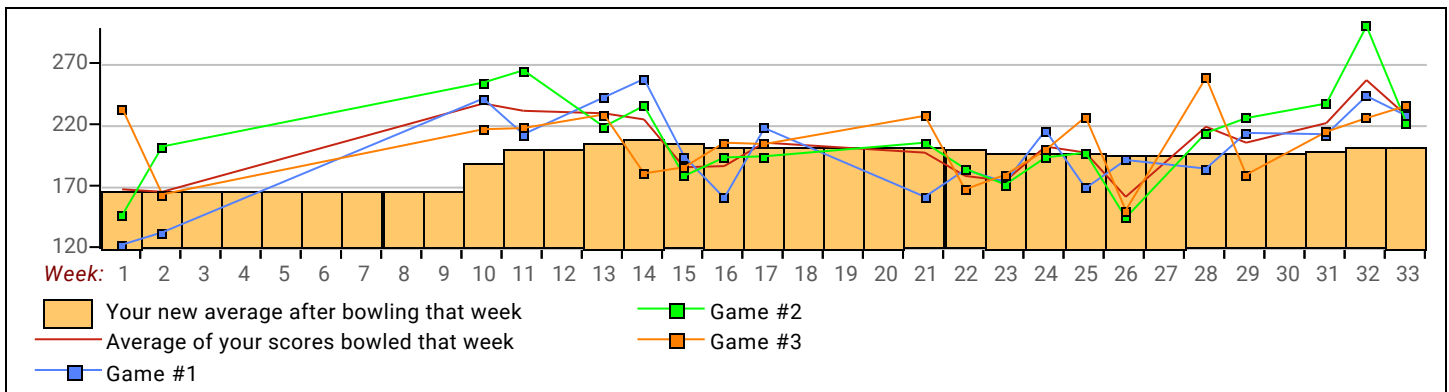
Greg Schilling's Bowling Record - Team 2: Rackm Up

Week No.	Bowling Date	Old Ave	---Average Change---			Total	Pins	Gms	New - Old ---> +/-			High Game	High Sers	Points Won	Points Lost	%Won		
			-1-	-2-	-3-													
1	09/10/17	167	122	146	233	501	501	3	167.00	-	0.00	=	167.00	233	501	2.0	1.0	66.67 %
2	09/17/17	167	132	202	163	497	998	6	166.33	-	167.00	=	-0.67	233	501	3.0	3.0	50.00 %
3	09/24/17	166				0	998	6	166.33	-	166.33	=	0.00	233	501	3.0	3.0	50.00 %
4	10/01/17	166				0	998	6	166.33	-	166.33	=	0.00	233	501	3.0	3.0	50.00 %
5	10/08/17	166				0	998	6	166.33	-	166.33	=	0.00	233	501	3.0	3.0	50.00 %
6	10/08/17	166				0	998	6	166.33	-	166.33	=	0.00	233	501	3.0	3.0	50.00 %
7	10/15/17	166				0	998	6	166.33	-	166.33	=	0.00	233	501	3.0	3.0	50.00 %
8	10/29/17	166				0	998	6	166.33	-	166.33	=	0.00	233	501	3.0	3.0	50.00 %
9	10/29/17	166				0	998	6	166.33	-	166.33	=	0.00	233	501	3.0	3.0	50.00 %
10	11/05/17	166	241	254	216	711	1709	9	189.89	-	166.33	=	23.56	254	711	6.0	3.0	66.67 %
11	11/12/17	189	212	264	217	693	2402	12	200.17	-	189.89	=	10.28	264	711	9.0	3.0	75.00 %
12	11/19/17	200				0	2402	12	200.17	-	200.17	=	0.00	264	711	9.0	3.0	75.00 %
13	11/26/17	200	242	218	228	688	3090	15	206.00	-	200.17	=	5.83	264	711	12.0	3.0	80.00 %
14	11/26/17	206	257	235	180	672	3762	18	209.00	-	206.00	=	3.00	264	711	14.0	4.0	77.78 %
15	12/03/17	209	194	178	185	557	4319	21	205.67	-	209.00	=	-3.33	264	711	14.0	7.0	66.67 %
16	12/10/17	205	160	193	205	558	4877	24	203.21	-	205.67	=	-2.46	264	711	15.0	9.0	62.50 %

End of 1st part

17	12/17/17	203	217	194	204	615	5492	27	203.41	-	203.21	=	0.20	264	711	15.0	12.0	55.56 %
18	12/31/17	203				0	5492	27	203.41	-	203.41	=	0.00	264	711	15.0	12.0	55.56 %
19	01/07/18	203				0	5492	27	203.41	-	203.41	=	0.00	264	711	15.0	12.0	55.56 %
20	01/14/18	203				0	5492	27	203.41	-	203.41	=	0.00	264	711	15.0	12.0	55.56 %
21	01/21/18	203	161	205	227	593	6085	30	202.83	-	203.41	=	-0.57	264	711	16.0	14.0	53.33 %
22	01/28/18	202	183	184	167	534	6619	33	200.58	-	202.83	=	-2.26	264	711	17.0	16.0	51.52 %
23	02/04/18	200	173	171	179	523	7142	36	198.39	-	200.58	=	-2.19	264	711	19.0	17.0	52.78 %
24	02/04/18	198	215	193	199	607	7749	39	198.69	-	198.39	=	0.30	264	711	21.0	18.0	53.85 %
25	02/11/18	198	168	197	226	591	8340	42	198.57	-	198.69	=	-0.12	264	711	22.0	20.0	52.38 %
26	02/11/18	198	191	144	150	485	8825	45	196.11	-	198.57	=	-2.46	264	711	22.0	23.0	48.89 %
27	02/18/18	196				0	8825	45	196.11	-	196.11	=	0.00	264	711	22.0	23.0	48.89 %
28	02/25/18	196	184	213	258	655	9480	48	197.50	-	196.11	=	1.39	264	711	24.0	24.0	50.00 %
29	02/25/18	197	213	225	179	617	10097	51	197.98	-	197.50	=	0.48	264	711	25.0	26.0	49.02 %
30	03/04/18	197				0	10097	51	197.98	-	197.98	=	0.00	264	711	25.0	26.0	49.02 %
31	03/11/18	197	212	237	214	663	10760	54	199.26	-	197.98	=	1.28	264	711	27.5	26.5	50.93 %
32	03/18/18	199	243	300	225	768	11528	57	202.25	-	199.26	=	2.99	300	768	30.5	26.5	53.51 %
33	03/25/18	202	227	221	235	683	12211	60	203.52	-	202.25	=	1.27	300	768	32.5	27.5	54.17 %

<100	100's	125's	150's	175's	200's	225's	250's	275's	300's
	1	3	8	15	15	13	4		1
<400	400's	450's	500's	550's	600's	650's	700's	750's	800's
		2	3	4	3	6	1	1	
<u>Ave of Game 1</u>			<u>Ave of Game 2</u>			<u>Ave of Game 3</u>			
197.35			208.70			204.50			



Sunday Morning Threesome

Sunday 9:00 AM

Lanes 3 - 16

Note: This report includes information through March 25 which is Week 33 of 33

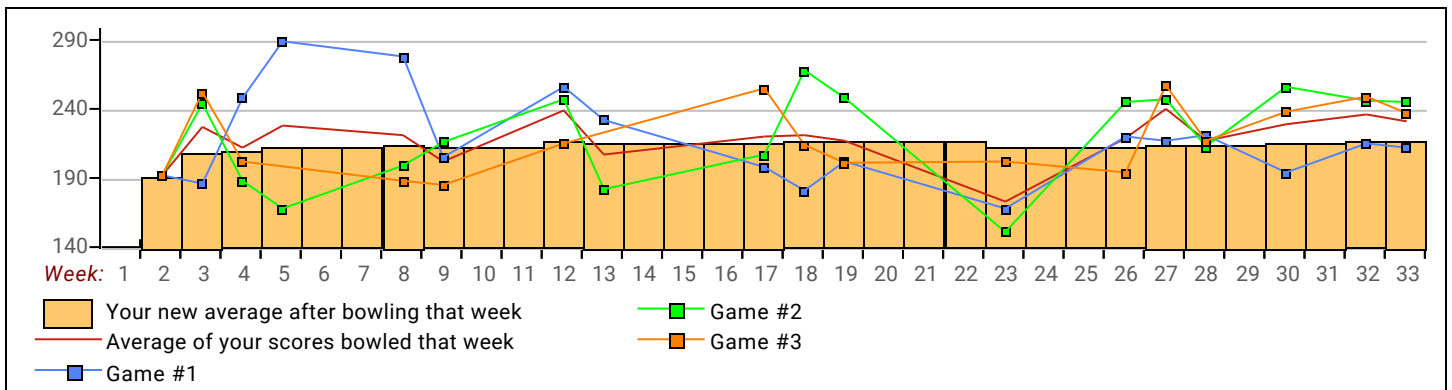
Joseph Konopka's Bowling Record - Team 2: Rackm Up

Week No.	Bowling Date	Old Ave	-1-	-2-	-3-	Total	Pins	Gms	---Average Change---			High Game	High Sers	Points Won	Points Lost	%Won		
									New	Old	+/-							
1	09/10/17	180				0	0	0	-	0.00	=	0.00	0	0		0.00 %		
2	09/17/17	192	192	192	192	576	576	3	192.00	-	0.00	=	192.00	192	576	2.0	1.0	66.67 %
3	09/24/17	192	186	244	252	682	1258	6	209.67	-	192.00	=	17.67	252	682	5.0	1.0	83.33 %
4	10/01/17	209	248	188	202	638	1896	9	210.67	-	209.67	=	1.00	252	682	7.0	2.0	77.78 %
5	10/08/17	210	289	168	a190	647	2353	11	213.91	-	210.67	=	3.24	289	682	8.0	3.0	72.73 %
6	10/08/17	213	a193	a193	a193	579	2353	11	213.91	-	213.91	=	0.00	289	682	8.0	3.0	72.73 %
7	10/15/17	213				0	2353	11	213.91	-	213.91	=	0.00	289	682	8.0	3.0	72.73 %
8	10/29/17	213	278	199	188	665	3018	14	215.57	-	213.91	=	1.66	289	682	9.0	5.0	64.29 %
9	10/29/17	215	205	216	185	606	3624	17	213.18	-	215.57	=	-2.39	289	682	9.0	8.0	52.94 %
10	11/05/17	213	a193	a193	a193	579	3624	17	213.18	-	213.18	=	0.00	289	682	9.0	8.0	52.94 %
11	11/12/17	213				0	3624	17	213.18	-	213.18	=	0.00	289	682	9.0	8.0	52.94 %
12	11/19/17	213	256	247	215	718	4342	20	217.10	-	213.18	=	3.92	289	718	12.0	8.0	60.00 %
13	11/26/17	217	232	182	a197	611	4756	22	216.18	-	217.10	=	-0.92	289	718	12.0	10.0	54.55 %
14	11/26/17	216				0	4756	22	216.18	-	216.18	=	0.00	289	718	12.0	10.0	54.55 %
15	12/03/17	216				0	4756	22	216.18	-	216.18	=	0.00	289	718	12.0	10.0	54.55 %
16	12/10/17	216				0	4756	22	216.18	-	216.18	=	0.00	289	718	12.0	10.0	54.55 %

End of 1st part

17	12/17/17	216	198	207	255	660	5416	25	216.64	-	216.18	=	0.46	289	718	13.0	12.0	52.00 %
18	12/31/17	216	181	268	214	663	6079	28	217.11	-	216.64	=	0.47	289	718	15.0	13.0	53.57 %
19	01/07/18	217	202	248	201	651	6730	31	217.10	-	217.11	=	-0.01	289	718	16.0	15.0	51.61 %
20	01/14/18	217				0	6730	31	217.10	-	217.10	=	0.00	289	718	16.0	15.0	51.61 %
21	01/21/18	217				0	6730	31	217.10	-	217.10	=	0.00	289	718	16.0	15.0	51.61 %
22	01/28/18	217				0	6730	31	217.10	-	217.10	=	0.00	289	718	16.0	15.0	51.61 %
23	02/04/18	217	168	151	202	521	7251	34	213.26	-	217.10	=	-3.83	289	718	17.0	17.0	50.00 %
24	02/04/18	213				0	7251	34	213.26	-	213.26	=	0.00	289	718	17.0	17.0	50.00 %
25	02/11/18	213				0	7251	34	213.26	-	213.26	=	0.00	289	718	17.0	17.0	50.00 %
26	02/11/18	213	220	245	194	659	7910	37	213.78	-	213.26	=	0.52	289	718	19.0	18.0	51.35 %
27	02/18/18	213	217	247	257	721	8631	40	215.77	-	213.78	=	1.99	289	721	22.0	18.0	55.00 %
28	02/25/18	215	221	213	217	651	9282	43	215.86	-	215.78	=	0.09	289	721	24.0	19.0	55.81 %
29	02/25/18	215				0	9282	43	215.86	-	215.86	=	0.00	289	721	24.0	19.0	55.81 %
30	03/04/18	215	194	256	238	688	9970	46	216.74	-	215.86	=	0.88	289	721	27.0	19.0	58.70 %
31	03/11/18	216				0	9970	46	216.74	-	216.74	=	0.00	289	721	27.0	19.0	58.70 %
32	03/18/18	216	215	246	249	710	10680	49	217.96	-	216.74	=	1.22	289	721	30.0	19.0	61.22 %
33	03/25/18	217	212	245	237	694	11374	52	218.73	-	217.96	=	0.77	289	721	33.0	19.0	63.46 %

<u><100</u>	<u>100's</u>	<u>125's</u>	<u>150's</u>	<u>175's</u>	<u>200's</u>	<u>225's</u>	<u>250's</u>	<u>275's</u>	<u>300's</u>
			3	13	16	12	6	2	
<u><400</u>	<u>400's</u>	<u>450's</u>	<u>500's</u>	<u>550's</u>	<u>600's</u>	<u>650's</u>	<u>700's</u>	<u>750's</u>	<u>800's</u>
			1	1	2	9	3		
<u>Ave of Game 1</u>			<u>Ave of Game 2</u>			<u>Ave of Game 3</u>			
217.44			220.11			218.63			



Sunday Morning Threesome

Sunday 9:00 AM

Lanes 3 - 16

Note: This report includes information through March 25 which is Week 33 of 33

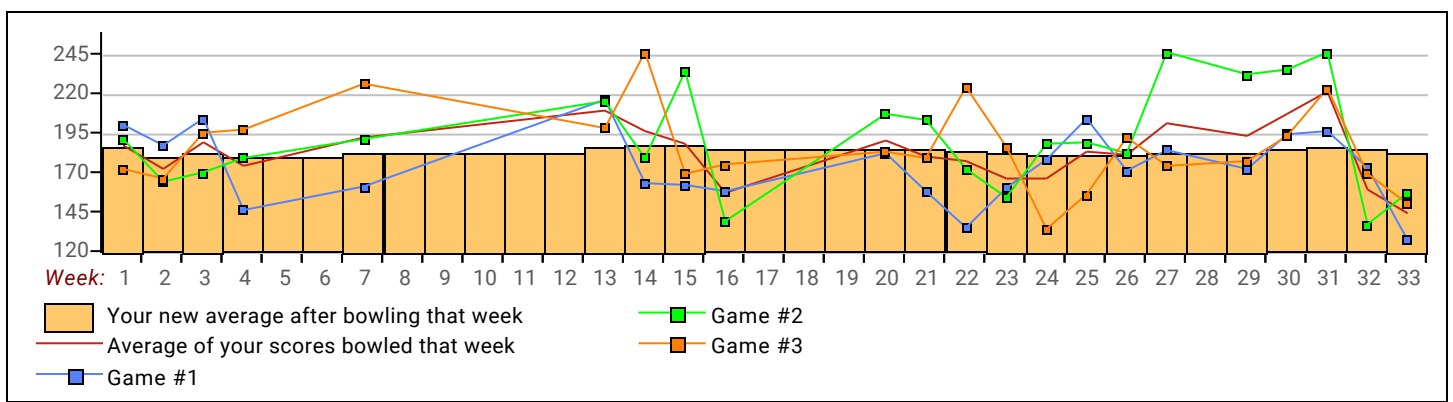
Derek Schilling's Bowling Record - Team 2: Rackm Up

Week No.	Bowling Date	Old Ave	---Average Change---			Total	Pins	Gms	New - Old ---> +/-			High Game	High Sers	Points Won	Points Lost	%Won		
			-1-	-2-	-3-													
1	09/10/17	187	200	191	172	563	563	3	187.67	-	0.00	=	187.67	200	563	2.0	1.0	66.67%
2	09/17/17	187	187	164	166	517	1080	6	180.00	-	187.67	=	-7.67	200	563	5.0	1.0	83.33%
3	09/24/17	180	204	170	195	569	1649	9	183.22	-	180.00	=	3.22	204	569	6.5	2.5	72.22%
4	10/01/17	183	146	179	197	522	2171	12	180.92	-	183.22	=	-2.31	204	569	6.5	5.5	54.17%
5	10/08/17	180				0	2171	12	180.92	-	180.92	=	0.00	204	569	6.5	5.5	54.17%
6	10/08/17	180				0	2171	12	180.92	-	180.92	=	0.00	204	569	6.5	5.5	54.17%
7	10/15/17	180	161	191	226	578	2749	15	183.27	-	180.92	=	2.35	226	578	8.0	7.0	53.33%
8	10/29/17	183				0	2749	15	183.27	-	183.27	=	0.00	226	578	8.0	7.0	53.33%
9	10/29/17	183				0	2749	15	183.27	-	183.27	=	0.00	226	578	8.0	7.0	53.33%
10	11/05/17	183				0	2749	15	183.27	-	183.27	=	0.00	226	578	8.0	7.0	53.33%
11	11/12/17	183				0	2749	15	183.27	-	183.27	=	0.00	226	578	8.0	7.0	53.33%
12	11/19/17	183				0	2749	15	183.27	-	183.27	=	0.00	226	578	8.0	7.0	53.33%
13	11/26/17	183	216	215	198	629	3378	18	187.67	-	183.27	=	4.40	226	629	11.0	7.0	61.11%
14	11/26/17	187	163	179	246	588	3966	21	188.86	-	187.67	=	1.19	246	629	12.0	9.0	57.14%
15	12/03/17	188	162	234	169	565	4531	24	188.79	-	188.86	=	-0.07	246	629	13.0	11.0	54.17%
16	12/10/17	188	158	139	175	472	5003	27	185.30	-	188.79	=	-3.50	246	629	14.0	13.0	51.85%

End of 1st part

17	12/17/17	185				0	5003	27	185.30	-	185.30	=	0.00	246	629	14.0	13.0	51.85%
18	12/31/17	185				0	5003	27	185.30	-	185.30	=	0.00	246	629	14.0	13.0	51.85%
19	01/07/18	185				0	5003	27	185.30	-	185.30	=	0.00	246	629	14.0	13.0	51.85%
20	01/14/18	185	182	207	183	572	5575	30	185.83	-	185.30	=	0.54	246	629	15.0	15.0	50.00%
21	01/21/18	185	158	203	179	540	6115	33	185.30	-	185.83	=	-0.53	246	629	16.0	17.0	48.48%
22	01/28/18	185	135	172	224	531	6646	36	184.61	-	185.30	=	-0.69	246	629	17.0	19.0	47.22%
23	02/04/18	184	160	154	186	500	7146	39	183.23	-	184.61	=	-1.38	246	629	20.0	19.0	51.28%
24	02/04/18	183	178	188	134	500	7646	42	182.05	-	183.23	=	-1.18	246	629	20.0	22.0	47.62%
25	02/11/18	182	204	189	156	549	8195	45	182.11	-	182.05	=	0.06	246	629	22.0	23.0	48.89%
26	02/11/18	182	171	182	192	545	8740	48	182.08	-	182.11	=	-0.03	246	629	24.0	24.0	50.00%
27	02/18/18	182	184	246	174	604	9344	51	183.22	-	182.08	=	1.13	246	629	26.0	25.0	50.98%
28	02/25/18	183				0	9344	51	183.22	-	183.22	=	0.00	246	629	26.0	25.0	50.98%
29	02/25/18	183	172	232	177	581	9925	54	183.80	-	183.22	=	0.58	246	629	28.0	26.0	51.85%
30	03/04/18	183	194	235	193	622	10547	57	185.04	-	183.80	=	1.24	246	629	30.0	27.0	52.63%
31	03/11/18	185	196	246	223	665	11212	60	186.87	-	185.04	=	1.83	246	665	32.0	28.0	53.33%
32	03/18/18	186	173	137	169	479	11691	63	185.57	-	186.87	=	-1.30	246	665	32.0	31.0	50.79%
33	03/25/18	185	127	157	150	434	12125	66	183.71	-	185.57	=	-1.86	246	665	32.0	34.0	48.48%

<100	100's	125's	150's	175's	200's	225's	250's	275's	300's
		6	21	23	9	7			
<400	400's	450's	500's	550's	600's	650's	700's	750's	800's
	1	2	8	7	3	1			
Ave of Game 1			Ave of Game 2			Ave of Game 3			
174.14			191.36			185.64			



Sunday Morning Threesome

Sunday 9:00 AM

Lanes 3 - 16

Note: This report includes information through March 25 which is Week 33 of 33

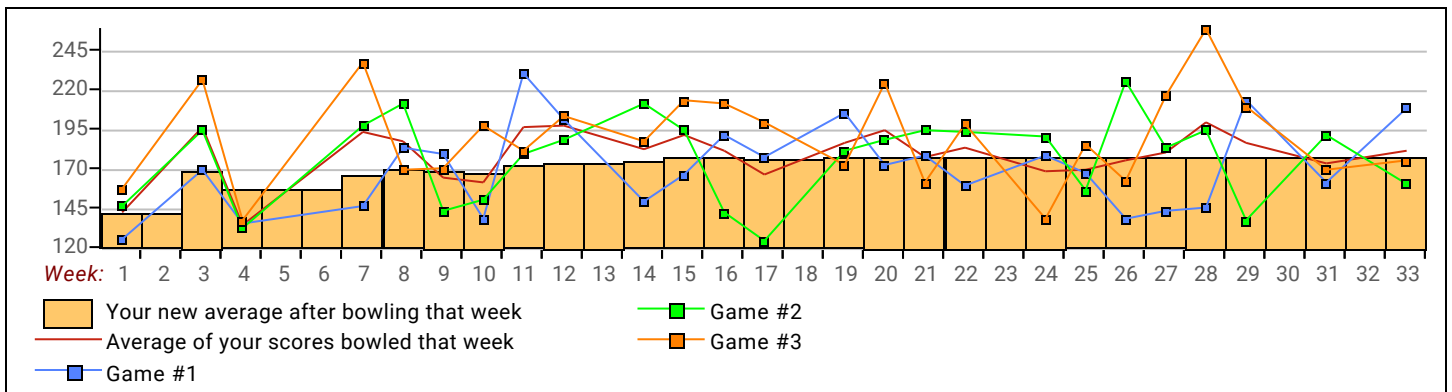
Glen Provost's Bowling Record - Team 2: Rackm Up

Week No.	Bowling Date	Old Ave	---Average Change---			Total	Pins	Gms	New - Old ---> +/-			High Game	High Sers	Points Won	Points Lost	%Won		
			-1-	-2-	-3-													
1	09/10/17	142	125	146	157	428	428	3	142.67	-	0.00	=	142.67	157	428	1.5	1.5	50.00 %
2	09/17/17	142				0	428	3	142.67	-	142.67	=	0.00	157	428	1.5	1.5	50.00 %
3	09/24/17	142	169	194	226	589	1017	6	169.50	-	142.67	=	26.83	226	589	4.5	1.5	75.00 %
4	10/01/17	169	135	132	137	404	1421	9	157.89	-	169.50	=	-11.61	226	589	4.5	4.5	50.00 %
5	10/08/17	157				0	1421	9	157.89	-	157.89	=	0.00	226	589	4.5	4.5	50.00 %
6	10/08/17	157				0	1421	9	157.89	-	157.89	=	0.00	226	589	4.5	4.5	50.00 %
7	10/15/17	157	146	197	237	580	2001	12	166.75	-	157.89	=	8.86	237	589	6.5	5.5	54.17 %
8	10/29/17	166	183	211	169	563	2564	15	170.93	-	166.75	=	4.18	237	589	9.5	5.5	63.33 %
9	10/29/17	170	179	143	170	492	3056	18	169.78	-	170.93	=	-1.16	237	589	10.5	7.5	58.33 %
10	11/05/17	169	138	150	197	485	3541	21	168.62	-	169.78	=	-1.16	237	589	12.5	8.5	59.52 %
11	11/12/17	168	230	179	181	590	4131	24	172.13	-	168.62	=	3.51	237	590	15.5	8.5	64.58 %
12	11/19/17	172	201	188	203	592	4723	27	174.93	-	172.13	=	2.80	237	592	18.5	8.5	68.52 %
13	11/26/17	174				0	4723	27	174.93	-	174.93	=	0.00	237	592	18.5	8.5	68.52 %
14	11/26/17	174	149	211	187	547	5270	30	175.67	-	174.93	=	0.74	237	592	20.5	9.5	68.33 %
15	12/03/17	175	166	194	213	573	5843	33	177.06	-	175.67	=	1.39	237	592	22.5	10.5	68.18 %
16	12/10/17	177	191	142	211	544	6387	36	177.42	-	177.06	=	0.36	237	592	23.5	12.5	65.28 %

End of 1st part

17	12/17/17	177	177	124	199	500	6887	39	176.59	-	177.42	=	-0.83	237	592	25.0	14.0	64.10 %
18	12/31/17	176				0	6887	39	176.59	-	176.59	=	0.00	237	592	25.0	14.0	64.10 %
19	01/07/18	176	205	181	172	558	7445	42	177.26	-	176.59	=	0.67	237	592	27.5	14.5	65.48 %
20	01/14/18	177	172	188	224	584	8029	45	178.42	-	177.26	=	1.16	237	592	29.5	15.5	65.56 %
21	01/21/18	178	178	194	161	533	8562	48	178.38	-	178.42	=	-0.05	237	592	30.5	17.5	63.54 %
22	01/28/18	178	159	193	198	550	9112	51	178.67	-	178.38	=	0.29	237	592	31.5	19.5	61.76 %
23	02/04/18	178				0	9112	51	178.67	-	178.67	=	0.00	237	592	31.5	19.5	61.76 %
24	02/04/18	178	178	190	138	506	9618	54	178.11	-	178.67	=	-0.56	237	592	32.5	21.5	60.19 %
25	02/11/18	178	167	156	185	508	10126	57	177.65	-	178.11	=	-0.46	237	592	32.5	24.5	57.02 %
26	02/11/18	177	138	225	162	525	10651	60	177.52	-	177.65	=	-0.13	237	592	34.5	25.5	57.50 %
27	02/18/18	177	143	183	216	542	11193	63	177.67	-	177.52	=	0.15	237	592	36.5	26.5	57.94 %
28	02/25/18	177	145	194	258	597	11790	66	178.64	-	177.67	=	0.97	258	597	37.5	28.5	56.82 %
29	02/25/18	178	213	137	209	559	12349	69	178.97	-	178.64	=	0.33	258	597	38.5	30.5	55.80 %
30	03/04/18	178				0	12349	69	178.97	-	178.97	=	0.00	258	597	38.5	30.5	55.80 %
31	03/11/18	178	161	191	169	521	12870	72	178.75	-	178.97	=	-0.22	258	597	40.5	31.5	56.25 %
32	03/18/18	178				0	12870	72	178.75	-	178.75	=	0.00	258	597	40.5	31.5	56.25 %
33	03/25/18	178	208	160	175	543	13413	75	178.84	-	178.75	=	0.09	258	597	40.5	31.5	56.25 %

<u><100</u>	<u>100's</u>	<u>125's</u>	<u>150's</u>	<u>175's</u>	<u>200's</u>	<u>225's</u>	<u>250's</u>	<u>275's</u>	<u>300's</u>
	1	15	16	26	12	4	1		
<u><400</u>	<u>400's</u>	<u>450's</u>	<u>500's</u>	<u>550's</u>	<u>600's</u>	<u>650's</u>	<u>700's</u>	<u>750's</u>	<u>800's</u>
	2	2	10	11					
<u>Ave of Game 1</u>			<u>Ave of Game 2</u>			<u>Ave of Game 3</u>			
170.24			176.12			190.16			



Sunday Morning Threesome

Sunday 9:00 AM

Lanes 3 - 16

Note: This report includes information through March 25 which is Week 33 of 33

Craig Holmquist's Bowling Record - Team 2: Rackm Up

Week No.	Bowling Date	Old Ave	---Average Change---			Total	Pins	Gms	---Average Change---			High Game	High Sers	Points Won	Points Lost	%Won		
			-1-	-2-	-3-				New	Old	---> +/-							
1	09/10/17	bk175				0	0	0	-	0.00	=	0.00	0	0			0.00 %	
2	09/17/17	bk175				0	0	0	-	0.00	=	0.00	0	0			0.00 %	
3	09/24/17	bk175				0	0	0	-	0.00	=	0.00	0	0			0.00 %	
4	10/01/17	bk175				0	0	0	-	0.00	=	0.00	0	0			0.00 %	
5	10/08/17	bk175	152	121	130	403	403	3	134.33	-	0.00	=	134.33	152	403		3.0	0.00 %
6	10/08/17	bk175	177	193	176	546	949	6	158.17	-	134.33	=	23.83	193	546		6.0	0.00 %
7	10/15/17	bk175	137	165	139	441	1390	9	154.44	-	158.17	=	-3.72	193	546		9.0	0.00 %
8	10/29/17	154				0	1390	9	154.44	-	154.44	=	0.00	193	546		9.0	0.00 %
9	10/29/17	154				0	1390	9	154.44	-	154.44	=	0.00	193	546		9.0	0.00 %
10	11/05/17	154				0	1390	9	154.44	-	154.44	=	0.00	193	546		9.0	0.00 %
11	11/12/17	154				0	1390	9	154.44	-	154.44	=	0.00	193	546		9.0	0.00 %
12	11/19/17	154				0	1390	9	154.44	-	154.44	=	0.00	193	546		9.0	0.00 %
13	11/26/17	154				0	1390	9	154.44	-	154.44	=	0.00	193	546		9.0	0.00 %
14	11/26/17	154				0	1390	9	154.44	-	154.44	=	0.00	193	546		9.0	0.00 %
15	12/03/17	154				0	1390	9	154.44	-	154.44	=	0.00	193	546		9.0	0.00 %
16	12/10/17	154				0	1390	9	154.44	-	154.44	=	0.00	193	546		9.0	0.00 %

End of 1st part

17	12/17/17	154				0	1390	9	154.44	-	154.44	=	0.00	193	546		9.0	0.00 %
18	12/31/17	154				0	1390	9	154.44	-	154.44	=	0.00	193	546		9.0	0.00 %
19	01/07/18	154				0	1390	9	154.44	-	154.44	=	0.00	193	546		9.0	0.00 %
20	01/14/18	154	167	202	150	519	1909	12	159.08	-	154.44	=	4.64	202	546	1.0	11.0	8.33 %
21	01/21/18	159				0	1909	12	159.08	-	159.08	=	0.00	202	546	1.0	11.0	8.33 %
22	01/28/18	159				0	1909	12	159.08	-	159.08	=	0.00	202	546	1.0	11.0	8.33 %
23	02/04/18	159				0	1909	12	159.08	-	159.08	=	0.00	202	546	1.0	11.0	8.33 %
24	02/04/18	159				0	1909	12	159.08	-	159.08	=	0.00	202	546	1.0	11.0	8.33 %
25	02/11/18	159				0	1909	12	159.08	-	159.08	=	0.00	202	546	1.0	11.0	8.33 %
26	02/11/18	159				0	1909	12	159.08	-	159.08	=	0.00	202	546	1.0	11.0	8.33 %
27	02/18/18	159				0	1909	12	159.08	-	159.08	=	0.00	202	546	1.0	11.0	8.33 %
28	02/25/18	159				0	1909	12	159.08	-	159.08	=	0.00	202	546	1.0	11.0	8.33 %
29	02/25/18	159				0	1909	12	159.08	-	159.08	=	0.00	202	546	1.0	11.0	8.33 %
30	03/04/18	159				0	1909	12	159.08	-	159.08	=	0.00	202	546	1.0	11.0	8.33 %
31	03/11/18	159				0	1909	12	159.08	-	159.08	=	0.00	202	546	1.0	11.0	8.33 %
32	03/18/18	159				0	1909	12	159.08	-	159.08	=	0.00	202	546	1.0	11.0	8.33 %
33	03/25/18	159				0	1909	12	159.08	-	159.08	=	0.00	202	546	1.0	11.0	8.33 %

<u><100</u>	<u>100's</u>	<u>125's</u>	<u>150's</u>	<u>175's</u>	<u>200's</u>	<u>225's</u>	<u>250's</u>	<u>275's</u>	<u>300's</u>
	1	3	4	3	1				
<u><400</u>	<u>400's</u>	<u>450's</u>	<u>500's</u>	<u>550's</u>	<u>600's</u>	<u>650's</u>	<u>700's</u>	<u>750's</u>	<u>800's</u>
	2		2						
<u>Ave of Game 1</u>			<u>Ave of Game 2</u>			<u>Ave of Game 3</u>			
158.25			170.25			148.75			

