

# Sunday Morning Threesome

Sunday 9:00 AM

Lanes 3 - 16

Note: This report includes information through March 25 which is Week 33 of 33

## Team 3: Unholy Roller @ Friends

Name	Pins	Gms	True Average	Book Ave	High Game	High Sers	Points Won	Points Lost	%Won
Larson, David	6308	36	175.22	184	221	574	13.0	23.0	36.11 %
Fehlhaber, John	14919	75	198.92	—	270	677	37.0	38.0	49.33 %
Purdoff, Michael	15005	75	200.07	203	278	727	34.5	40.5	46.00 %
Lake, Michael	16204	90	180.04	179	244	659	37.0	50.0	42.53 %
Villeneuve, Jim	4188	18	232.67	208	279	769	14.0	4.0	77.78 %

## Team History

Week No.	Bowling Date	Opp. Team	-1-	-2-	-3-	Total	Last Wk WON	Last Wk Lost	Points Won	Points Lost	Year-To-Date WON	Y-T-D LOST	High Game	High Sers
1	09/10/17	4	545	586	479	1610	10	6	10	6	10	6	586	1610
2	09/17/17	1	654	593	476	1723	10	6	20	12	20	12	654	1723
3	09/24/17	13	661	671	637	1969	15	1	35	13	35	13	671	1969
4	10/01/17	5	610	499	557	1666	7½	8½	42½	21½	42½	21½	671	1969
5	10/08/17	11	567	621	572	1760	3	13	45½	34½	45½	34½	671	1969
6	10/08/17	9	571	560	648	1779	10	6	55½	40½	55½	40½	671	1969
7	10/15/17	11	586	604	674	1864	5½	10½	61	51	61	51	674	1969
8	10/29/17	14	567	654	648	1869	10	6	71	57	71	57	674	1969
9	10/29/17	8	579	575	566	1720	2	14	73	71	73	71	674	1969
10	11/05/17	12	623	664	608	1895	11½	4½	84½	75½	84½	75½	674	1969
11	11/12/17	7	599	697	625	1921	6	10	90½	85½	90½	85½	697	1969
12	11/19/17	2	616	579	578	1773	3	13	93½	98½	93½	98½	697	1969
13	11/26/17	6	511	607	589	1707	2½	13½	96	112	96	112	697	1969
14	11/26/17	10	520	533	524	1577	2	14	98	126	98	126	697	1969
15	12/03/17	2	581	598	608	1787	11	5	109	131	109	131	697	1969
16	12/10/17	5	653	634	622	1909	14	2	123	133	123	133	697	1969

### End of 1st part

17	12/17/17	4	564	563	564	1691	5	11	5	11	128	144	697	1969
18	12/31/17	1	555	544	592	1691	7	9	12	20	135	153	697	1969
19	01/07/18	13	611	513	547	1671	13	3	25	23	148	156	697	1969
20	01/14/18	5	522	555	577	1654	1	15	26	38	149	171	697	1969
21	01/21/18	2	615	590	608	1813	11	5	37	43	160	176	697	1969
22	01/28/18	11	621	601	580	1802	13½	2½	50½	45½	173½	178½	697	1969
23	02/04/18	9	537	702	578	1817	14	2	64½	47½	187½	180½	702	1969
24	02/04/18	14	529	533	552	1614	11½	4½	76	52	199	185	702	1969
25	02/11/18	8	576	561	594	1731	12	4	88	56	211	189	702	1969
26	02/11/18	12	603	585	637	1825	3	13	91	69	214	202	702	1969
27	02/18/18	14	518	538	512	1568	2	14	93	83	216	216	702	1969
28	02/25/18	7	588	517	590	1695	5½	10½	98½	93½	221½	226½	702	1969
29	02/25/18	6	611	510	551	1672	5	11	103½	104½	226½	237½	702	1969
30	03/04/18	10	582	576	561	1719	11	5	114½	109½	237½	242½	702	1969
31	03/11/18	2	597	543	558	1698	4½	11½	119	121	242	254	702	1969
32	03/18/18	1	500	568	578	1646	9	7	128	128	251	261	702	1969
33	03/25/18	1	673	702	723	2098	3	13	131	141	254	274	702	1969

# Sunday Morning Threesome

Sunday 9:00 AM

Lanes 3 - 16

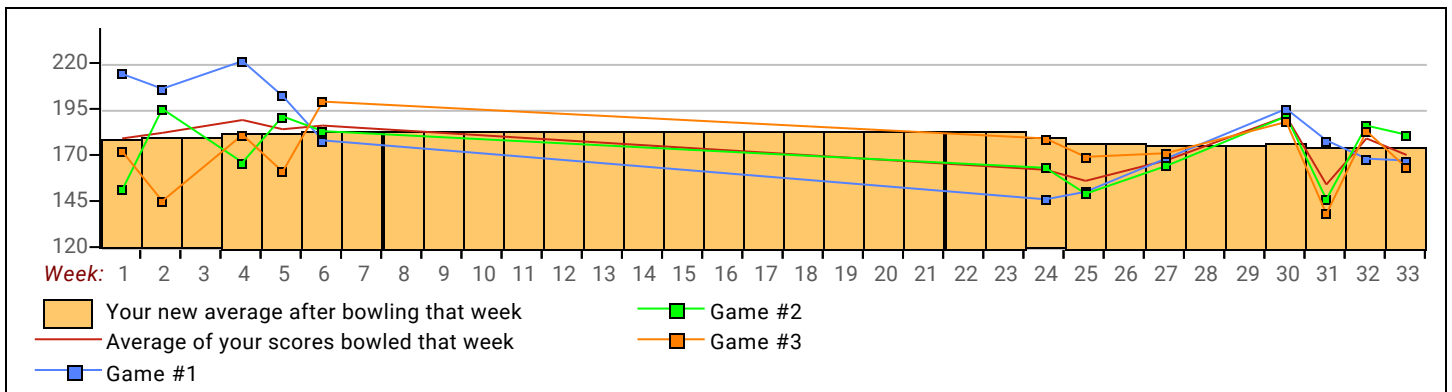
Note: This report includes information through March 25 which is Week 33 of 33

## David Larson's Bowling Record - Team 3: Unholy Roller @ Friends

Week No.	Bowling Date	Old Ave	---Average Change---			Total	Pins	Gms	New - Old ---> +/-			High Game	High Sers	Points Won	Points Lost	%Won		
			-1-	-2-	-3-													
1	09/10/17	bk184	214	151	172	537	537	3	179.00	-	0.00	=	179.00	214	537	2.0	1.0	66.67 %
2	09/17/17	bk184	206	195	145	546	1083	6	180.50	-	179.00	=	1.50	214	546	3.0	3.0	50.00 %
3	09/24/17	bk184				0	1083	6	180.50	-	180.50	=	0.00	214	546	3.0	3.0	50.00 %
4	10/01/17	bk184	221	166	181	568	1651	9	183.44	-	180.50	=	2.94	221	568	5.0	4.0	55.56 %
5	10/08/17	183	202	191	161	554	2205	12	183.75	-	183.44	=	0.31	221	568	5.0	7.0	41.67 %
6	10/08/17	183	178	183	199	560	2765	15	184.33	-	183.75	=	0.58	221	568	6.0	9.0	40.00 %
7	10/15/17	184				0	2765	15	184.33	-	184.33	=	0.00	221	568	6.0	9.0	40.00 %
8	10/29/17	184				0	2765	15	184.33	-	184.33	=	0.00	221	568	6.0	9.0	40.00 %
9	10/29/17	184				0	2765	15	184.33	-	184.33	=	0.00	221	568	6.0	9.0	40.00 %
10	11/05/17	184				0	2765	15	184.33	-	184.33	=	0.00	221	568	6.0	9.0	40.00 %
11	11/12/17	184				0	2765	15	184.33	-	184.33	=	0.00	221	568	6.0	9.0	40.00 %
12	11/19/17	184				0	2765	15	184.33	-	184.33	=	0.00	221	568	6.0	9.0	40.00 %
13	11/26/17	184				0	2765	15	184.33	-	184.33	=	0.00	221	568	6.0	9.0	40.00 %
14	11/26/17	184				0	2765	15	184.33	-	184.33	=	0.00	221	568	6.0	9.0	40.00 %
15	12/03/17	184				0	2765	15	184.33	-	184.33	=	0.00	221	568	6.0	9.0	40.00 %
16	12/10/17	184				0	2765	15	184.33	-	184.33	=	0.00	221	568	6.0	9.0	40.00 %

### End of 1st part

17	12/17/17	184				0	2765	15	184.33	-	184.33	=	0.00	221	568	6.0	9.0	40.00 %
18	12/31/17	184				0	2765	15	184.33	-	184.33	=	0.00	221	568	6.0	9.0	40.00 %
19	01/07/18	184				0	2765	15	184.33	-	184.33	=	0.00	221	568	6.0	9.0	40.00 %
20	01/14/18	184				0	2765	15	184.33	-	184.33	=	0.00	221	568	6.0	9.0	40.00 %
21	01/21/18	184				0	2765	15	184.33	-	184.33	=	0.00	221	568	6.0	9.0	40.00 %
22	01/28/18	184				0	2765	15	184.33	-	184.33	=	0.00	221	568	6.0	9.0	40.00 %
23	02/04/18	184				0	2765	15	184.33	-	184.33	=	0.00	221	568	6.0	9.0	40.00 %
24	02/04/18	184	146	163	179	488	3253	18	180.72	-	184.33	=	-3.61	221	568	7.0	11.0	38.89 %
25	02/11/18	180	150	149	169	468	3721	21	177.19	-	180.72	=	-3.53	221	568	7.0	14.0	33.33 %
26	02/11/18	177				0	3721	21	177.19	-	177.19	=	0.00	221	568	7.0	14.0	33.33 %
27	02/18/18	177	168	164	171	503	4224	24	176.00	-	177.19	=	-1.19	221	568	7.0	17.0	29.17 %
28	02/25/18	176				0	4224	24	176.00	-	176.00	=	0.00	221	568	7.0	17.0	29.17 %
29	02/25/18	176				0	4224	24	176.00	-	176.00	=	0.00	221	568	7.0	17.0	29.17 %
30	03/04/18	176	195	191	188	574	4798	27	177.70	-	176.00	=	1.70	221	574	10.0	17.0	37.04 %
31	03/11/18	177	178	146	138	462	5260	30	175.33	-	177.70	=	-2.37	221	574	11.0	19.0	36.67 %
32	03/18/18	175	168	186	183	537	5797	33	175.67	-	175.33	=	0.33	221	574	12.0	21.0	36.36 %
33	03/25/18	175	167	181	163	511	6308	36	175.22	-	175.67	=	-0.44	221	574	13.0	23.0	36.11 %



# Sunday Morning Threesome

Sunday 9:00 AM

Lanes 3 - 16

Note: This report includes information through March 25 which is Week 33 of 33

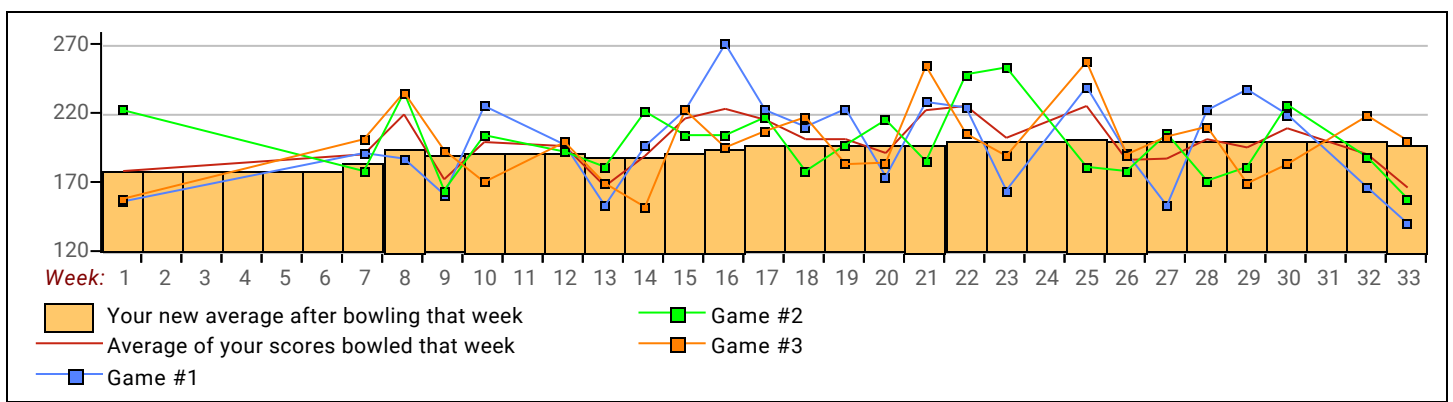
## John Fehlhaber's Bowling Record - Team 3: Unholy Roller @ Friends

Week No.	Bowling Date	Old Ave	---Average Change---			Total	Pins	Gms	New - Old ---> +/-			High Game	High Sers	Points Won	Points Lost	%Won		
			-1-	-2-	-3-													
1	09/10/17	178	156	222	158	536	536	3	178.67	-	0.00	=	178.67	222	536	2.0	1.0	66.67 %
2	09/17/17	178				0	536	3	178.67	-	178.67	=	0.00	222	536	2.0	1.0	66.67 %
3	09/24/17	178				0	536	3	178.67	-	178.67	=	0.00	222	536	2.0	1.0	66.67 %
4	10/01/17	178				0	536	3	178.67	-	178.67	=	0.00	222	536	2.0	1.0	66.67 %
5	10/08/17	178				0	536	3	178.67	-	178.67	=	0.00	222	536	2.0	1.0	66.67 %
6	10/08/17	178				0	536	3	178.67	-	178.67	=	0.00	222	536	2.0	1.0	66.67 %
7	10/15/17	178	191	178	201	570	1106	6	184.33	-	178.67	=	5.67	222	570	2.5	3.5	41.67 %
8	10/29/17	184	187	235	235	657	1763	9	195.89	-	184.33	=	11.56	235	657	4.5	4.5	50.00 %
9	10/29/17	195	161	164	193	518	2281	12	190.08	-	195.89	=	-5.81	235	657	5.5	6.5	45.83 %
10	11/05/17	190	225	204	170	599	2880	15	192.00	-	190.08	=	1.92	235	657	7.5	7.5	50.00 %
11	11/12/17	192				0	2880	15	192.00	-	192.00	=	0.00	235	657	7.5	7.5	50.00 %
12	11/19/17	192	197	192	199	588	3468	18	192.67	-	192.00	=	0.67	235	657	7.5	10.5	41.67 %
13	11/26/17	192	153	181	169	503	3971	21	189.10	-	192.67	=	-3.57	235	657	7.5	13.5	35.71 %
14	11/26/17	189	196	221	152	569	4540	24	189.17	-	189.10	=	0.07	235	657	8.5	15.5	35.42 %
15	12/03/17	189	222	204	222	648	5188	27	192.15	-	189.17	=	2.98	235	657	9.5	17.5	35.19 %
16	12/10/17	192	270	204	195	669	5857	30	195.23	-	192.15	=	3.09	270	669	12.5	17.5	41.67 %

### End of 1st part

17	12/17/17	195	222	217	207	646	6503	33	197.06	-	195.23	=	1.83	270	669	15.5	17.5	46.97 %
18	12/31/17	197	210	178	217	605	7108	36	197.44	-	197.06	=	0.38	270	669	18.5	17.5	51.39 %
19	01/07/18	197	223	197	183	603	7711	39	197.72	-	197.44	=	0.27	270	669	21.5	17.5	55.13 %
20	01/14/18	197	174	215	184	573	8284	42	197.24	-	197.72	=	-0.48	270	669	21.5	20.5	51.19 %
21	01/21/18	197	228	185	254	667	8951	45	198.91	-	197.24	=	1.67	270	669	23.5	21.5	52.22 %
22	01/28/18	198	224	248	205	677	9628	48	200.58	-	198.91	=	1.67	270	677	26.5	21.5	55.21 %
23	02/04/18	200	164	253	189	606	10234	51	200.67	-	200.58	=	0.08	270	677	28.5	22.5	55.88 %
24	02/04/18	200				0	10234	51	200.67	-	200.67	=	0.00	270	677	28.5	22.5	55.88 %
25	02/11/18	200	239	181	257	677	10911	54	202.06	-	200.67	=	1.39	270	677	30.5	23.5	56.48 %
26	02/11/18	202	191	178	190	559	11470	57	201.23	-	202.06	=	-0.83	270	677	30.5	26.5	53.51 %
27	02/18/18	201	153	205	203	561	12031	60	200.52	-	201.23	=	-0.71	270	677	30.5	29.5	50.83 %
28	02/25/18	200	222	171	210	603	12634	63	200.54	-	200.52	=	0.02	270	677	32.0	31.0	50.79 %
29	02/25/18	200	237	181	169	587	13221	66	200.32	-	200.54	=	-0.22	270	677	33.0	33.0	50.00 %
30	03/04/18	200	219	226	183	628	13849	69	200.71	-	200.32	=	0.39	270	677	35.0	34.0	50.72 %
31	03/11/18	200				0	13849	69	200.71	-	200.71	=	0.00	270	677	35.0	34.0	50.72 %
32	03/18/18	200	166	188	218	572	14421	72	200.29	-	200.71	=	-0.42	270	677	37.0	35.0	51.39 %
33	03/25/18	200	140	158	200	498	14919	75	198.92	-	200.29	=	-1.37	270	677	37.0	38.0	49.33 %

<100	100's	125's	150's	175's	200's	225's	250's	275's	300's
		1	15	23	24	8	4		
<400	400's	450's	500's	550's	600's	650's	700's	750's	800's
		1	3	9	7	5			
<b>Ave of Game 1</b>			<b>Ave of Game 2</b>			<b>Ave of Game 3</b>			
198.80			199.44			198.52			



# Sunday Morning Threesome

Sunday 9:00 AM

Lanes 3 - 16

Note: This report includes information through March 25 which is Week 33 of 33

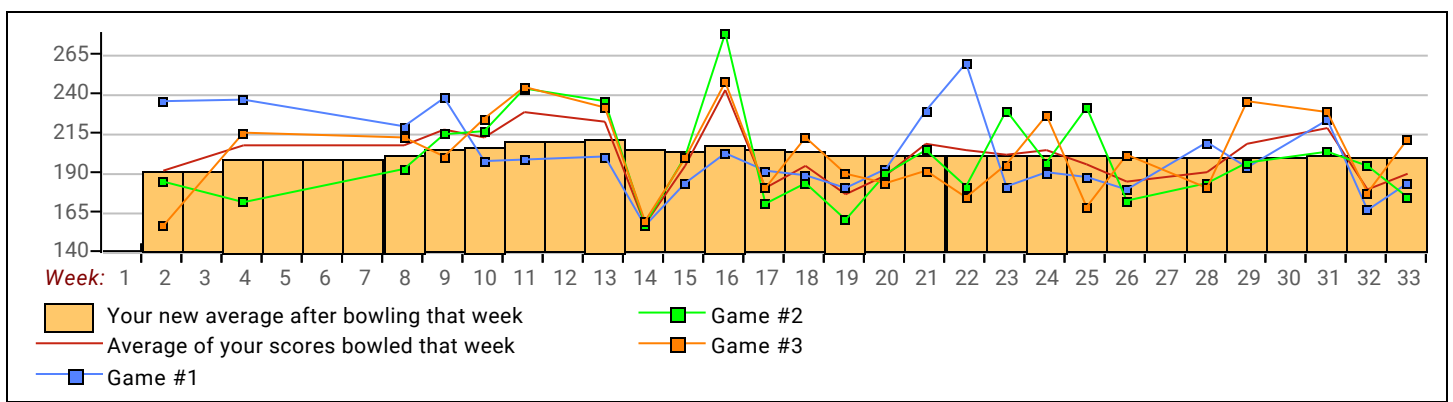
## Michael Purdoff's Bowling Record - Team 3: Unholy Roller @ Friends

Week No.	Bowling Date	Old Ave	---Average Change---			Total	Pins	Gms	New - Old ---> +/-			High Game	High Sers	Points Won	Points Lost	%Won		
			-1-	-2-	-3-													
1	09/10/17	bk203				0	0	0	-	0.00	=	0.00	0	0			0.00 %	
2	09/17/17	bk203	235	184	156	575	575	3	191.67	-	0.00	=	191.67	235	575	1.0	2.0	33.33 %
3	09/24/17	bk203				0	575	3	191.67	-	191.67	=	0.00	235	575	1.0	2.0	33.33 %
4	10/01/17	bk203	236	171	215	622	1197	6	199.50	-	191.67	=	7.83	236	622	2.0	4.0	33.33 %
5	10/08/17	bk203				0	1197	6	199.50	-	199.50	=	0.00	236	622	2.0	4.0	33.33 %
6	10/08/17	bk203				0	1197	6	199.50	-	199.50	=	0.00	236	622	2.0	4.0	33.33 %
7	10/15/17	bk203				0	1197	6	199.50	-	199.50	=	0.00	236	622	2.0	4.0	33.33 %
8	10/29/17	bk203	219	192	212	623	1820	9	202.22	-	199.50	=	2.72	236	623	3.0	6.0	33.33 %
9	10/29/17	202	237	214	200	651	2471	12	205.92	-	202.22	=	3.69	237	651	3.0	9.0	25.00 %
10	11/05/17	205	197	216	224	637	3108	15	207.20	-	205.92	=	1.28	237	651	5.0	10.0	33.33 %
11	11/12/17	207	198	243	244	685	3793	18	210.72	-	207.20	=	3.52	244	685	7.0	11.0	38.89 %
12	11/19/17	210				0	3793	18	210.72	-	210.72	=	0.00	244	685	7.0	11.0	38.89 %
13	11/26/17	210	200	235	231	666	4459	21	212.33	-	210.72	=	1.61	244	685	8.5	12.5	40.48 %
14	11/26/17	212	156	157	159	472	4931	24	205.46	-	212.33	=	-6.88	244	685	8.5	15.5	35.42 %
15	12/03/17	205	183	200	199	582	5513	27	204.19	-	205.46	=	-1.27	244	685	10.5	16.5	38.89 %
16	12/10/17	204	202	278	247	727	6240	30	208.00	-	204.19	=	3.81	278	727	13.5	16.5	45.00 %

### End of 1st part

17	12/17/17	208	191	170	180	541	6781	33	205.48	-	208.00	=	-2.52	278	727	13.5	19.5	40.91 %
18	12/31/17	205	188	183	212	583	7364	36	204.56	-	205.48	=	-0.93	278	727	14.5	21.5	40.28 %
19	01/07/18	204	180	160	189	529	7893	39	202.38	-	204.56	=	-2.17	278	727	15.5	23.5	39.74 %
20	01/14/18	202	192	189	183	564	8457	42	201.36	-	202.38	=	-1.03	278	727	15.5	26.5	36.90 %
21	01/21/18	201	229	204	191	624	9081	45	201.80	-	201.36	=	0.44	278	727	17.5	27.5	38.89 %
22	01/28/18	201	259	181	174	614	9695	48	201.98	-	201.80	=	0.18	278	727	19.5	28.5	40.63 %
23	02/04/18	201	181	229	195	605	10300	51	201.96	-	201.98	=	-0.02	278	727	21.5	29.5	42.16 %
24	02/04/18	201	190	196	226	612	10912	54	202.07	-	201.96	=	0.11	278	727	24.5	29.5	45.37 %
25	02/11/18	202	187	231	168	586	11498	57	201.72	-	202.07	=	-0.35	278	727	27.5	29.5	48.25 %
26	02/11/18	201	179	172	201	552	12050	60	200.83	-	201.72	=	-0.89	278	727	28.5	31.5	47.50 %
27	02/18/18	200				0	12050	60	200.83	-	200.83	=	0.00	278	727	28.5	31.5	47.50 %
28	02/25/18	200	209	183	180	572	12622	63	200.35	-	200.83	=	-0.48	278	727	29.5	33.5	46.83 %
29	02/25/18	200	193	196	235	624	13246	66	200.70	-	200.35	=	0.35	278	727	31.5	34.5	47.73 %
30	03/04/18	200				0	13246	66	200.70	-	200.70	=	0.00	278	727	31.5	34.5	47.73 %
31	03/11/18	200	223	203	228	654	13900	69	201.45	-	200.70	=	0.75	278	727	32.5	36.5	47.10 %
32	03/18/18	201	166	194	177	537	14437	72	200.51	-	201.45	=	-0.94	278	727	34.5	37.5	47.92 %
33	03/25/18	200	183	174	211	568	15005	75	200.07	-	200.51	=	-0.45	278	727	34.5	40.5	46.00 %

<100	100's	125's	150's	175's	200's	225's	250's	275's	300's
			12	30	17	14	1	1	
<400	400's	450's	500's	550's	600's	650's	700's	750's	800's
		1	3	8	8	4	1		
Ave of Game 1			Ave of Game 2			Ave of Game 3			
200.52			198.20			201.48			



# Sunday Morning Threesome

Sunday 9:00 AM

Lanes 3 - 16

Note: This report includes information through March 25 which is Week 33 of 33

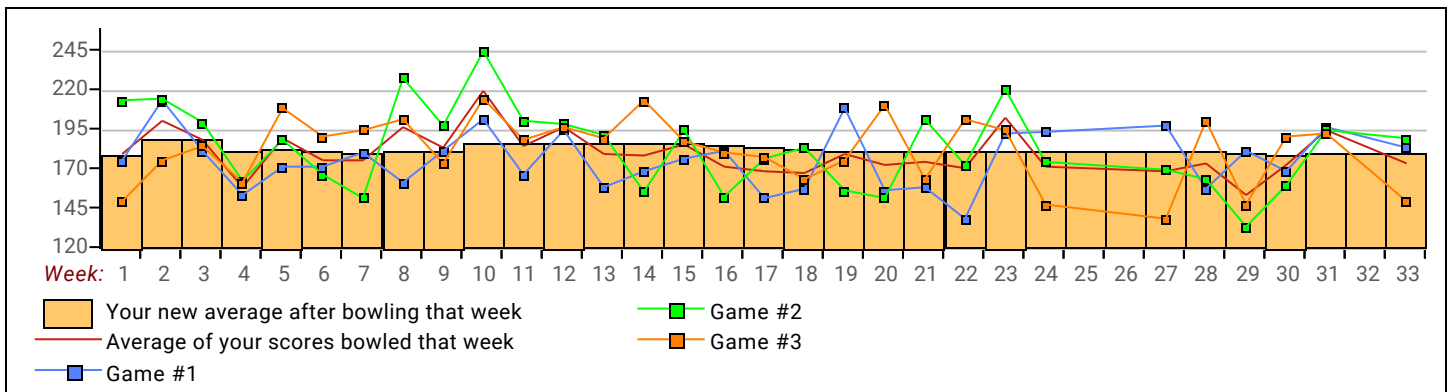
## Michael Lake's Bowling Record - Team 3: Unholy Roller @ Friends

Week No.	Bowling Date	Old Ave	Score			Total	Pins	Gms	---Average Change---			High Game	High Sers	Points Won	Points Lost	%Won		
			-1-	-2-	-3-				New	Old	---> +/-							
1	09/10/17	bk179	175	213	149	537	537	3	179.00	-	0.00	=	179.00	213	537	1.0	2.0	33.33 %
2	09/17/17	bk179	213	214	175	602	1139	6	189.83	-	179.00	=	10.83	214	602	4.0	2.0	66.67 %
3	09/24/17	bk179	181	199	184	564	1703	9	189.22	-	189.83	=	-0.61	214	602	6.0	3.0	66.67 %
4	10/01/17	189	153	162	161	476	2179	12	181.58	-	189.22	=	-7.64	214	602	6.5	5.5	54.17 %
5	10/08/17	181	171	188	208	567	2746	15	183.07	-	181.58	=	1.48	214	602	7.5	7.5	50.00 %
6	10/08/17	183	171	166	190	527	3273	18	181.83	-	183.07	=	-1.23	214	602	8.5	9.5	47.22 %
7	10/15/17	181	180	151	194	525	3798	21	180.86	-	181.83	=	-0.98	214	602	9.5	11.5	45.24 %
8	10/29/17	180	161	227	201	589	4387	24	182.79	-	180.86	=	1.93	227	602	11.5	12.5	47.92 %
9	10/29/17	182	181	197	173	551	4938	27	182.89	-	182.79	=	0.10	227	602	12.5	14.5	46.30 %
10	11/05/17	182	201	244	214	659	5597	30	186.57	-	182.89	=	3.68	244	659	14.5	15.5	48.33 %
11	11/12/17	186	166	200	188	554	6151	33	186.39	-	186.57	=	-0.17	244	659	14.5	18.5	43.94 %
12	11/19/17	186	194	198	196	588	6739	36	187.19	-	186.39	=	0.80	244	659	15.5	20.5	43.06 %
13	11/26/17	187	158	191	189	538	7277	39	186.59	-	187.19	=	-0.60	244	659	16.5	22.5	42.31 %
14	11/26/17	186	168	155	213	536	7813	42	186.02	-	186.59	=	-0.57	244	659	17.5	24.5	41.67 %
15	12/03/17	186	176	194	187	557	8370	45	186.00	-	186.02	=	-0.02	244	659	20.5	24.5	45.56 %
16	12/10/17	186	181	152	180	513	8883	48	185.06	-	186.00	=	-0.94	244	659	21.5	26.5	44.79 %

### End of 1st part

17	12/17/17	185	151	176	177	504	9387	51	184.06	-	185.06	=	-1.00	244	659	21.5	29.5	42.16 %
18	12/31/17	184	157	183	163	503	9890	54	183.15	-	184.06	=	-0.91	244	659	22.5	31.5	41.67 %
19	01/07/18	183	208	156	175	539	10429	57	182.96	-	183.15	=	-0.18	244	659	24.5	32.5	42.98 %
20	01/14/18	182	156	151	210	517	10946	60	182.43	-	182.96	=	-0.53	244	659	25.5	34.5	42.50 %
21	01/21/18	182	158	201	163	522	11468	63	182.03	-	182.43	=	-0.40	244	659	27.5	35.5	43.65 %
22	01/28/18	182	138	172	201	511	11979	66	181.50	-	182.03	=	-0.53	244	659	29.0	37.0	43.94 %
23	02/04/18	181	192	220	194	606	12585	69	182.39	-	181.50	=	0.89	244	659	32.0	37.0	46.38 %
24	02/04/18	182	193	174	147	514	13099	72	181.93	-	182.39	=	-0.46	244	659	32.5	39.5	45.14 %
25	02/11/18	181				0	13099	72	181.93	-	181.93	=	0.00	244	659	32.5	39.5	45.14 %
26	02/11/18	181				0	13099	72	181.93	-	181.93	=	0.00	244	659	32.5	39.5	45.14 %
27	02/18/18	181	197	169	138	504	13603	75	181.37	-	181.93	=	-0.56	244	659	34.5	40.5	46.00 %
28	02/25/18	181	157	163	200	520	14123	78	181.06	-	181.37	=	-0.31	244	659	35.5	42.5	45.51 %
29	02/25/18	181	181	133	147	461	14584	81	180.05	-	181.06	=	-1.01	244	659	35.5	45.5	43.83 %
30	03/04/18	180	168	159	190	517	15101	84	179.77	-	180.05	=	-0.28	244	659	36.5	47.5	43.45 %
31	03/11/18	179	196	194	192	582	15683	87	180.26	-	179.77	=	0.49	244	659	37.0	50.0	42.53 %
32	03/18/18	180				0	15683	87	180.26	-	180.26	=	0.00	244	659	37.0	50.0	42.53 %
33	03/25/18	180	183	189	149	521	16204	90	180.04	-	180.26	=	-0.22	244	659	37.0	50.0	42.53 %

<100	100's	125's	150's	175's	200's	225's	250's	275's	300's
		7	29	37	15	2			
<400	400's	450's	500's	550's	600's	650's	700's	750's	800's
		2	17	8	2	1			
<b>Ave of Game 1</b>			<b>Ave of Game 2</b>			<b>Ave of Game 3</b>			
175.50			183.03			181.60			



# Sunday Morning Threesome

Sunday 9:00 AM

Lanes 3 - 16

Note: This report includes information through March 25 which is Week 33 of 33

## Jim Villeneuve's Bowling Record - Team 3: Unholy Roller @ Friends

Week No.	Bowling Date	Old Ave	---Average Change---			Total	Pins	Gms	---Average Change---			High Game	High Sers	Points Won	Points Lost	%Won		
			-1-	-2-	-3-				New	Old	---> +/-							
1	09/10/17	bk208				0	0	0	-	0.00	=	0.00	0	0			0.00 %	
2	09/17/17	bk208				0	0	0	-	0.00	=	0.00	0	0			0.00 %	
3	09/24/17	bk208	<b>224</b>	<b>257</b>	<b>211</b>	692	692	3	230.67	-	0.00	=	230.67	257	692	3.0		100.00 %
4	10/01/17	bk208				0	692	3	230.67	-	230.67	=	0.00	257	692	3.0		100.00 %
5	10/08/17	bk208	194	<b>242</b>	<b>203</b>	639	1331	6	221.83	-	230.67	=	-8.83	257	692	5.0	1.0	83.33 %
6	10/08/17	bk208	<b>222</b>	<b>211</b>	<b>259</b>	692	2023	9	224.78	-	221.83	=	2.94	259	692	8.0	1.0	88.89 %
7	10/15/17	224	<b>215</b>	275	<b>279</b>	769	2792	12	232.67	-	224.78	=	7.89	279	769	10.0	2.0	83.33 %
8	10/29/17	232				0	2792	12	232.67	-	232.67	=	0.00	279	769	10.0	2.0	83.33 %
9	10/29/17	232				0	2792	12	232.67	-	232.67	=	0.00	279	769	10.0	2.0	83.33 %
10	11/05/17	232				0	2792	12	232.67	-	232.67	=	0.00	279	769	10.0	2.0	83.33 %
11	11/12/17	232	<b>235</b>	<b>254</b>	193	682	3474	15	231.60	-	232.67	=	-1.07	279	769	12.0	3.0	80.00 %
12	11/19/17	231				0	3474	15	231.60	-	231.60	=	0.00	279	769	12.0	3.0	80.00 %
13	11/26/17	231				0	3474	15	231.60	-	231.60	=	0.00	279	769	12.0	3.0	80.00 %
14	11/26/17	231				0	3474	15	231.60	-	231.60	=	0.00	279	769	12.0	3.0	80.00 %
15	12/03/17	231				0	3474	15	231.60	-	231.60	=	0.00	279	769	12.0	3.0	80.00 %
16	12/10/17	231				0	3474	15	231.60	-	231.60	=	0.00	279	769	12.0	3.0	80.00 %

### End of 1st part

17	12/17/17	231				0	3474	15	231.60	-	231.60	=	0.00	279	769	12.0	3.0	80.00 %
18	12/31/17	231				0	3474	15	231.60	-	231.60	=	0.00	279	769	12.0	3.0	80.00 %
19	01/07/18	231				0	3474	15	231.60	-	231.60	=	0.00	279	769	12.0	3.0	80.00 %
20	01/14/18	231				0	3474	15	231.60	-	231.60	=	0.00	279	769	12.0	3.0	80.00 %
21	01/21/18	231				0	3474	15	231.60	-	231.60	=	0.00	279	769	12.0	3.0	80.00 %
22	01/28/18	231				0	3474	15	231.60	-	231.60	=	0.00	279	769	12.0	3.0	80.00 %
23	02/04/18	231				0	3474	15	231.60	-	231.60	=	0.00	279	769	12.0	3.0	80.00 %
24	02/04/18	231				0	3474	15	231.60	-	231.60	=	0.00	279	769	12.0	3.0	80.00 %
25	02/11/18	231				0	3474	15	231.60	-	231.60	=	0.00	279	769	12.0	3.0	80.00 %
26	02/11/18	231	233	<b>235</b>	<b>246</b>	714	4188	18	232.67	-	231.60	=	1.07	279	769	14.0	4.0	77.78 %
27	02/18/18	232				0	4188	18	232.67	-	232.67	=	0.00	279	769	14.0	4.0	77.78 %
28	02/25/18	232				0	4188	18	232.67	-	232.67	=	0.00	279	769	14.0	4.0	77.78 %
29	02/25/18	232				0	4188	18	232.67	-	232.67	=	0.00	279	769	14.0	4.0	77.78 %
30	03/04/18	232				0	4188	18	232.67	-	232.67	=	0.00	279	769	14.0	4.0	77.78 %
31	03/11/18	232				0	4188	18	232.67	-	232.67	=	0.00	279	769	14.0	4.0	77.78 %
32	03/18/18	232				0	4188	18	232.67	-	232.67	=	0.00	279	769	14.0	4.0	77.78 %
33	03/25/18	232				0	4188	18	232.67	-	232.67	=	0.00	279	769	14.0	4.0	77.78 %

<u>&lt;100</u>	<u>100's</u>	<u>125's</u>	<u>150's</u>	<u>175's</u>	<u>200's</u>	<u>225's</u>	<u>250's</u>	<u>275's</u>	<u>300's</u>
				2	6	5	3	2	
<u>&lt;400</u>	<u>400's</u>	<u>450's</u>	<u>500's</u>	<u>550's</u>	<u>600's</u>	<u>650's</u>	<u>700's</u>	<u>750's</u>	<u>800's</u>
					1	3	1	1	
<u>Ave of Game 1</u>			<u>Ave of Game 2</u>			<u>Ave of Game 3</u>			
220.50			245.67			231.83			

