

Sunday Morning Threesome

Sunday 9:00 AM

Lanes 3 - 16

Note: This report includes information through March 25 which is Week 33 of 33

Team 5: Living on a Spare

Name	Pins	Gms	True Average	Book Ave	High Game	High Sers	Points Won	Points Lost	%Won
McSweeney, Mike	4523	30	150.77	141	213	532	10.0	20.0	33.33 %
Mendez, Willie	12448	84	148.19	152	210	531	35.0	49.0	41.67 %
Mehling, David	15623	96	162.74	—	224	590	44.5	51.5	46.35 %
Mehling, Brittany	8648	66	131.03	123	178	453	41.0	34.0	54.67 %

Team History

Week No.	Bowling Date	Opp. Team	-1-	-2-	-3-	Total	Last Wk WON	Last Wk Lost	Points Won	Points Lost	Year-To-Date WON	Y-T-D LOST	High Game	High Sers
1	09/10/17	6	415	443	368	1226	5	11	5	11	5	11	443	1226
2	09/17/17	8	483	402	398	1283	5	11	10	22	10	22	483	1283
3	09/24/17	14	412	372	395	1179	2	14	12	36	12	36	483	1283
4	10/01/17	3	434	448	396	1278	8½	7½	20½	43½	20½	43½	483	1283
5	10/08/17	10	519	525	454	1498	13	3	33½	46½	33½	46½	525	1498
6	10/08/17	12	439	431	394	1264	5½	10½	39	57	39	57	525	1498
7	10/15/17	8	401	391	422	1214	12	4	51	61	51	61	525	1498
8	10/29/17	13	407	491	479	1377	11	5	62	66	62	66	525	1498
9	10/29/17	1	459	517	438	1414	10	6	72	72	72	72	525	1498
10	11/05/17	2	440	433	434	1307	3	13	75	85	75	85	525	1498
11	11/12/17	9	426	423	469	1318	2	14	77	99	77	99	525	1498
12	11/19/17	8	433	531	369	1333	10	6	87	105	87	105	531	1498
13	11/26/17	11	399	426	458	1283	13	3	100	108	100	108	531	1498
14	11/26/17	7	512	503	428	1443	7½	8½	107½	116½	107½	116½	531	1498
15	12/03/17	4	391	466	426	1283	4	12	111½	128½	111½	128½	531	1498
16	12/10/17	3	435	435	395	1265	2	14	113½	142½	113½	142½	531	1498

End of 1st part

17	12/17/17	6	400	380	468	1248	3	13	3	13	116½	155½	531	1498
18	12/31/17	8	423	386	414	1223	6	10	9	23	122½	165½	531	1498
19	01/07/18	14	394	530	473	1397	9	7	18	30	131½	172½	531	1498
20	01/14/18	3	449	488	475	1412	15	1	33	31	146½	173½	531	1498
21	01/21/18	8	447	473	500	1420	2	14	35	45	148½	187½	531	1498
22	01/28/18	10	420	417	478	1315	10	6	45	51	158½	193½	531	1498
23	02/04/18	12	361	430	389	1180	3	13	48	64	161½	206½	531	1498
24	02/04/18	13	460	444	471	1375	14	2	62	66	175½	208½	531	1498
25	02/11/18	1	415	437	455	1307	8	8	70	74	183½	216½	531	1498
26	02/11/18	2	453	422	429	1304	10	6	80	80	193½	222½	531	1498
27	02/18/18	7	494	462	480	1436	5	11	85	91	198½	233½	531	1498
28	02/25/18	9	454	440	436	1330	2	14	87	105	200½	247½	531	1498
29	02/25/18	11	459	446	420	1325	8	8	95	113	208½	255½	531	1498
30	03/04/18	7	468	436	416	1320	9	7	104	120	217½	262½	531	1498
31	03/11/18	4	481	459	391	1331	8	8	112	128	225½	270½	531	1498
32	03/18/18	13	491	407	441	1339	5	11	117	139	230½	281½	531	1498
33	03/25/18	6	452	450	438	1340	4	12	121	151	234½	293½	531	1498

Sunday Morning Threesome

Sunday 9:00 AM

Lanes 3 - 16

Note: This report includes information through March 25 which is Week 33 of 33

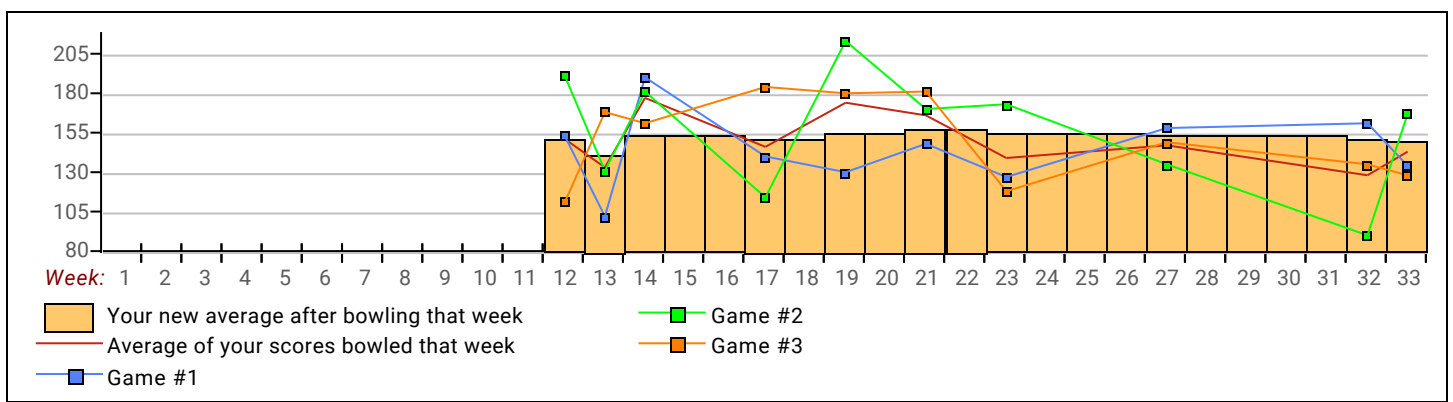
Mike McSweeney's Bowling Record - Team 5: Living on a Spare

Week No.	Bowling Date	Old Ave	---Average Change---			Total	Pins	Gms	---Average Change---			High Game	High Sers	Points Won	Points Lost	%Won
			-1-	-2-	-3-				New	Old	---> +/-					
1	09/10/17	180				0	0	0	-	0.00	= 0.00	0	0			0.00 %
2	09/17/17	180				0	0	0	-	0.00	= 0.00	0	0			0.00 %
3	09/24/17	180				0	0	0	-	0.00	= 0.00	0	0			0.00 %
4	10/01/17	180				0	0	0	-	0.00	= 0.00	0	0			0.00 %
5	10/08/17	180				0	0	0	-	0.00	= 0.00	0	0			0.00 %
6	10/08/17	180				0	0	0	-	0.00	= 0.00	0	0			0.00 %
7	10/15/17	180				0	0	0	-	0.00	= 0.00	0	0			0.00 %
8	10/29/17	180				0	0	0	-	0.00	= 0.00	0	0			0.00 %
9	10/29/17	180				0	0	0	-	0.00	= 0.00	0	0			0.00 %
10	11/05/17	180				0	0	0	-	0.00	= 0.00	0	0			0.00 %
11	11/12/17	180				0	0	0	-	0.00	= 0.00	0	0			0.00 %
12	11/19/17	bk141	153	191	111	455	455	3	151.67	- 0.00	= 151.67	191	455	2.0	1.0	66.67 %
13	11/26/17	bk141	102	131	168	401	856	6	142.67	- 151.67	= -9.00	191	455	2.0	4.0	33.33 %
14	11/26/17	bk141	190	181	161	532	1388	9	154.22	- 142.67	= 11.56	191	532	3.0	6.0	33.33 %
15	12/03/17	154				0	1388	9	154.22	- 154.22	= 0.00	191	532	3.0	6.0	33.33 %
16	12/10/17	154				0	1388	9	154.22	- 154.22	= 0.00	191	532	3.0	6.0	33.33 %

End of 1st part

17	12/17/17	154	140	114	184	438	1826	12	152.17	- 154.22	= -2.06	191	532	4.0	8.0	33.33 %
18	12/31/17	152				0	1826	12	152.17	- 152.17	= 0.00	191	532	4.0	8.0	33.33 %
19	01/07/18	152	130	213	180	523	2349	15	156.60	- 152.17	= 4.43	213	532	6.0	9.0	40.00 %
20	01/14/18	156				0	2349	15	156.60	- 156.60	= 0.00	213	532	6.0	9.0	40.00 %
21	01/21/18	156	148	170	181	499	2848	18	158.22	- 156.60	= 1.62	213	532	8.0	10.0	44.44 %
22	01/28/18	158				0	2848	18	158.22	- 158.22	= 0.00	213	532	8.0	10.0	44.44 %
23	02/04/18	158	127	173	118	418	3266	21	155.52	- 158.22	= -2.70	213	532	9.0	12.0	42.86 %
24	02/04/18	155				0	3266	21	155.52	- 155.52	= 0.00	213	532	9.0	12.0	42.86 %
25	02/11/18	155				0	3266	21	155.52	- 155.52	= 0.00	213	532	9.0	12.0	42.86 %
26	02/11/18	155				0	3266	21	155.52	- 155.52	= 0.00	213	532	9.0	12.0	42.86 %
27	02/18/18	155	158	135	149	442	3708	24	154.50	- 155.52	= -1.02	213	532	9.0	15.0	37.50 %
28	02/25/18	154				0	3708	24	154.50	- 154.50	= 0.00	213	532	9.0	15.0	37.50 %
29	02/25/18	154				0	3708	24	154.50	- 154.50	= 0.00	213	532	9.0	15.0	37.50 %
30	03/04/18	154				0	3708	24	154.50	- 154.50	= 0.00	213	532	9.0	15.0	37.50 %
31	03/11/18	154				0	3708	24	154.50	- 154.50	= 0.00	213	532	9.0	15.0	37.50 %
32	03/18/18	154	161	90	135	386	4094	27	151.63	- 154.50	= -2.87	213	532	9.0	18.0	33.33 %
33	03/25/18	151	134	167	128	429	4523	30	150.77	- 151.63	= -0.86	213	532	10.0	20.0	33.33 %

<u><100</u>	<u>100's</u>	<u>125's</u>	<u>150's</u>	<u>175's</u>	<u>200's</u>	<u>225's</u>	<u>250's</u>	<u>275's</u>	<u>300's</u>
1	4	10	8	6	1				
<u><400</u>	<u>400's</u>	<u>450's</u>	<u>500's</u>	<u>550's</u>	<u>600's</u>	<u>650's</u>	<u>700's</u>	<u>750's</u>	<u>800's</u>
1	5	2	2						
<u>Ave of Game 1</u>			<u>Ave of Game 2</u>			<u>Ave of Game 3</u>			
144.30			156.50			151.50			



Sunday Morning Threesome

Sunday 9:00 AM

Lanes 3 - 16

Note: This report includes information through March 25 which is Week 33 of 33

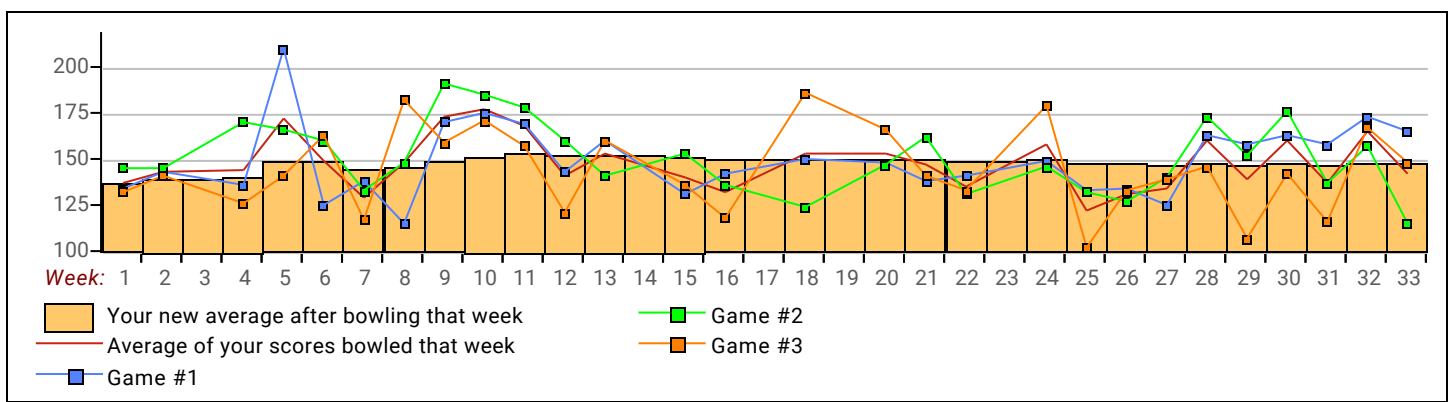
Willie Mendez's Bowling Record - Team 5: Living on a Spare

Week No.	Bowling Date	Old Ave	-1-	-2-	-3-	Total	Pins	Gms	---Average Change---			High Game	High Sers	Points Won	Points Lost	%Won		
									New	Old	+/-							
1	09/10/17	bk152	134	145	132	411	411	3	137.00	-	0.00	=	137.00	145	411	2.0	1.0	66.67 %
2	09/17/17	bk152	143	145	141	429	840	6	140.00	-	137.00	=	3.00	145	429	3.0	3.0	50.00 %
3	09/24/17	bk152	a132	a132	a132	396	840	6	140.00	-	140.00	=	0.00	145	429	3.0	3.0	50.00 %
4	10/01/17	bk152	136	170	126	432	1272	9	141.33	-	140.00	=	1.33	170	432	4.0	5.0	44.44 %
5	10/08/17	141	210	166	141	517	1789	12	149.08	-	141.33	=	7.75	210	517	6.0	6.0	50.00 %
6	10/08/17	149	125	160	163	448	2237	15	149.13	-	149.08	=	0.05	210	517	7.0	8.0	46.67 %
7	10/15/17	149	138	133	117	388	2625	18	145.83	-	149.13	=	-3.30	210	517	8.0	10.0	44.44 %
8	10/29/17	145	115	148	182	445	3070	21	146.19	-	145.83	=	0.36	210	517	10.0	11.0	47.62 %
9	10/29/17	146	170	191	159	520	3590	24	149.58	-	146.19	=	3.39	210	520	11.0	13.0	45.83 %
10	11/05/17	149	175	185	171	531	4121	27	152.63	-	149.58	=	3.05	210	531	11.0	16.0	40.74 %
11	11/12/17	152	169	178	157	504	4625	30	154.17	-	152.63	=	1.54	210	531	12.0	18.0	40.00 %
12	11/19/17	154	143	160	121	424	5049	33	153.00	-	154.17	=	-1.17	210	531	14.0	19.0	42.42 %
13	11/26/17	153	160	141	160	461	5510	36	153.06	-	153.00	=	0.06	210	531	17.0	19.0	47.22 %
14	11/26/17	153				0	5510	36	153.06	-	153.06	=	0.00	210	531	17.0	19.0	47.22 %
15	12/03/17	153	131	153	136	420	5930	39	152.05	-	153.06	=	-1.00	210	531	17.0	22.0	43.59 %
16	12/10/17	152	142	136	118	396	6326	42	150.62	-	152.05	=	-1.43	210	531	17.0	25.0	40.48 %

End of 1st part

17	12/17/17	150				0	6326	42	150.62	-	150.62	=	0.00	210	531	17.0	25.0	40.48 %
18	12/31/17	150	150	124	186	460	6786	45	150.80	-	150.62	=	0.18	210	531	19.0	26.0	42.22 %
19	01/07/18	150				0	6786	45	150.80	-	150.80	=	0.00	210	531	19.0	26.0	42.22 %
20	01/14/18	150	148	147	166	461	7247	48	150.98	-	150.80	=	0.18	210	531	22.0	26.0	45.83 %
21	01/21/18	150	138	162	141	441	7688	51	150.75	-	150.98	=	-0.23	210	531	22.0	29.0	43.14 %
22	01/28/18	150	141	131	133	405	8093	54	149.87	-	150.75	=	-0.87	210	531	23.0	31.0	42.59 %
23	02/04/18	149				0	8093	54	149.87	-	149.87	=	0.00	210	531	23.0	31.0	42.59 %
24	02/04/18	149	149	146	179	474	8567	57	150.30	-	149.87	=	0.43	210	531	25.0	32.0	43.86 %
25	02/11/18	150	133	132	102	367	8934	60	148.90	-	150.30	=	-1.40	210	531	25.0	35.0	41.67 %
26	02/11/18	148	134	127	133	394	9328	63	148.06	-	148.90	=	-0.84	210	531	26.0	37.0	41.27 %
27	02/18/18	148	125	140	139	404	9732	66	147.45	-	148.06	=	-0.61	210	531	26.0	40.0	39.39 %
28	02/25/18	147	163	173	146	482	10214	69	148.03	-	147.45	=	0.57	210	531	27.0	42.0	39.13 %
29	02/25/18	148	158	152	107	417	10631	72	147.65	-	148.03	=	-0.38	210	531	28.0	44.0	38.89 %
30	03/04/18	147	163	176	142	481	11112	75	148.16	-	147.65	=	0.51	210	531	30.0	45.0	40.00 %
31	03/11/18	148	158	137	116	411	11523	78	147.73	-	148.16	=	-0.43	210	531	31.0	47.0	39.74 %
32	03/18/18	147	173	157	167	497	12020	81	148.40	-	147.73	=	0.66	210	531	34.0	47.0	41.98 %
33	03/25/18	148	165	115	148	428	12448	84	148.19	-	148.40	=	-0.20	210	531	35.0	49.0	41.67 %

<100	100's	125's	150's	175's	200's	225's	250's	275's	300's
	9	40	26	8	1				
<400	400's	450's	500's	550's	600's	650's	700's	750's	800's
4	13	7	4						
Ave of Game 1			Ave of Game 2			Ave of Game 3			
149.61			151.07			143.89			



Sunday Morning Threesome

Sunday 9:00 AM

Lanes 3 - 16

Note: This report includes information through March 25 which is Week 33 of 33

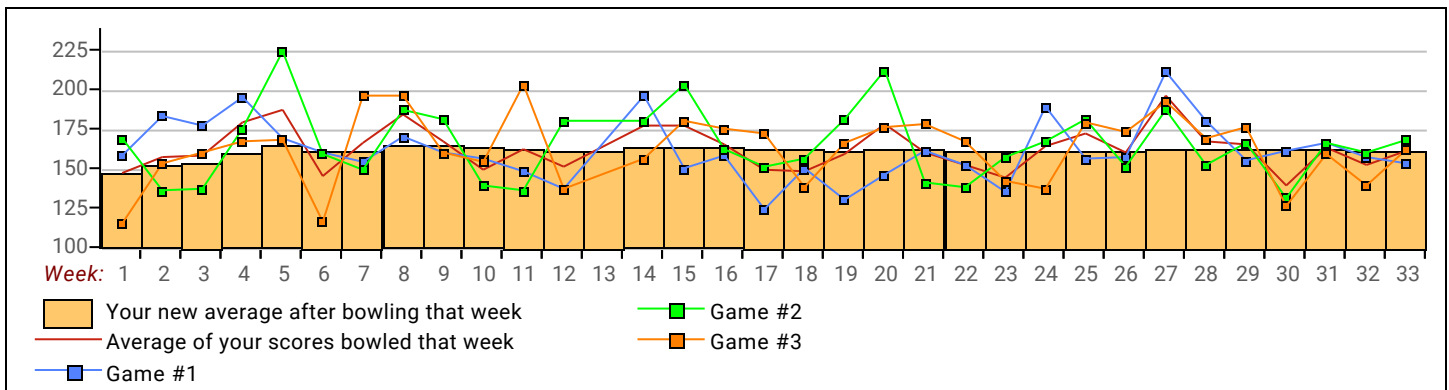
David Mehling's Bowling Record - Team 5: Living on a Spare

Week No.	Bowling Date	Old Ave	---Average Change---			Total	Pins	Gms	New - Old ---> +/-			High Game	High Sers	Points Won	Points Lost	%Won		
			-1-	-2-	-3-													
1	09/10/17	147	158	169	115	442	442	3	147.33	-	0.00	=	147.33	169	442	1.0	2.0	33.33 %
2	09/17/17	147	183	136	153	472	914	6	152.33	-	147.33	=	5.00	183	472	3.0	3.0	50.00 %
3	09/24/17	152	177	137	160	474	1388	9	154.22	-	152.33	=	1.89	183	474	4.0	5.0	44.44 %
4	10/01/17	154	195	175	167	537	1925	12	160.42	-	154.22	=	6.19	195	537	6.0	6.0	50.00 %
5	10/08/17	160	169	224	168	561	2486	15	165.73	-	160.42	=	5.32	224	561	7.0	8.0	46.67 %
6	10/08/17	165	160	159	116	435	2921	18	162.28	-	165.73	=	-3.46	224	561	8.5	9.5	47.22 %
7	10/15/17	162	154	149	196	499	3420	21	162.86	-	162.28	=	0.58	224	561	10.5	10.5	50.00 %
8	10/29/17	162	170	187	196	553	3973	24	165.54	-	162.86	=	2.68	224	561	12.5	11.5	52.08 %
9	10/29/17	165	160	181	160	501	4474	27	165.70	-	165.54	=	0.16	224	561	13.5	13.5	50.00 %
10	11/05/17	165	156	139	154	449	4923	30	164.10	-	165.70	=	-1.60	224	561	15.5	14.5	51.67 %
11	11/12/17	164	148	136	203	487	5410	33	163.94	-	164.10	=	-0.16	224	561	16.5	16.5	50.00 %
12	11/19/17	163	137	180	137	454	5864	36	162.89	-	163.94	=	-1.05	224	561	17.5	18.5	48.61 %
13	11/26/17	162				0	5864	36	162.89	-	162.89	=	0.00	224	561	17.5	18.5	48.61 %
14	11/26/17	162	196	180	156	532	6396	39	164.00	-	162.89	=	1.11	224	561	19.5	19.5	50.00 %
15	12/03/17	164	150	203	180	533	6929	42	164.98	-	164.00	=	0.98	224	561	21.5	20.5	51.19 %
16	12/10/17	164	158	162	175	495	7424	45	164.98	-	164.98	=	0.00	224	561	21.5	23.5	47.78 %

End of 1st part

17	12/17/17	164	124	151	172	447	7871	48	163.98	-	164.98	=	-1.00	224	561	21.5	26.5	44.79 %
18	12/31/17	163	150	156	138	444	8315	51	163.04	-	163.98	=	-0.94	224	561	22.5	28.5	44.12 %
19	01/07/18	163	130	181	166	477	8792	54	162.81	-	163.04	=	-0.22	224	561	23.5	30.5	43.52 %
20	01/14/18	162	146	212	176	534	9326	57	163.61	-	162.81	=	0.80	224	561	26.5	30.5	46.49 %
21	01/21/18	163	161	141	178	480	9806	60	163.43	-	163.61	=	-0.18	224	561	26.5	33.5	44.17 %
22	01/28/18	163	152	138	167	457	10263	63	162.90	-	163.43	=	-0.53	224	561	28.5	34.5	45.24 %
23	02/04/18	162	135	157	142	434	10697	66	162.08	-	162.90	=	-0.83	224	561	29.5	36.5	44.70 %
24	02/04/18	162	189	167	137	493	11190	69	162.17	-	162.08	=	0.10	224	561	32.5	36.5	47.10 %
25	02/11/18	162	156	181	179	516	11706	72	162.58	-	162.17	=	0.41	224	561	35.5	36.5	49.31 %
26	02/11/18	162	157	151	173	481	12187	75	162.49	-	162.58	=	-0.09	224	561	36.5	38.5	48.67 %
27	02/18/18	162	211	187	192	590	12777	78	163.81	-	162.49	=	1.31	224	590	39.5	38.5	50.64 %
28	02/25/18	163	180	152	169	501	13278	81	163.93	-	163.81	=	0.12	224	590	39.5	41.5	48.77 %
29	02/25/18	163	155	166	176	497	13775	84	163.99	-	163.93	=	0.06	224	590	41.5	42.5	49.40 %
30	03/04/18	163	161	131	126	418	14193	87	163.14	-	163.99	=	-0.85	224	590	41.5	45.5	47.70 %
31	03/11/18	163	166	166	159	491	14684	90	163.16	-	163.14	=	0.02	224	590	42.5	47.5	47.22 %
32	03/18/18	163	157	160	139	456	15140	93	162.80	-	163.16	=	-0.36	224	590	42.5	50.5	45.70 %
33	03/25/18	162	153	168	162	483	15623	96	162.74	-	162.80	=	-0.06	224	590	44.5	51.5	46.35 %

<100	100's	125's	150's	175's	200's	225's	250's	275's	300's
	3	19	46	23	5				
<400	400's	450's	500's	550's	600's	650's	700's	750's	800's
	7	15	7	3					
<u>Ave of Game 1</u>			<u>Ave of Game 2</u>			<u>Ave of Game 3</u>			
161.06			165.06			162.09			



Sunday Morning Threesome

Sunday 9:00 AM

Lanes 3 - 16

Note: This report includes information through March 25 which is Week 33 of 33

Brittany Mehling's Bowling Record - Team 5: Living on a Spare

Week No.	Bowling Date	Old Ave	Scores			Total	Pins	Gms	---Average Change---			High Game	High Sers	Points Won	Points Lost	%Won		
			-1-	-2-	-3-				New	Old	+/-							
1	09/10/17	bk123	123	129	121	373	373	3	124.33	-	0.00	=	124.33	129	373	2.0	1.0	66.67 %
2	09/17/17	bk123	157	121	104	382	755	6	125.83	-	124.33	=	1.50	157	382	2.0	4.0	33.33 %
3	09/24/17	bk123	a103	a103	a103	309	755	6	125.83	-	125.83	=	0.00	157	382	2.0	4.0	33.33 %
4	10/01/17	bk123	a103	a103	a103	309	755	6	125.83	-	125.83	=	0.00	157	382	4.5	4.5	50.00 %
5	10/08/17	bk123	140	135	145	420	1175	9	130.56	-	125.83	=	4.72	157	420	7.5	4.5	62.50 %
6	10/08/17	130	154	112	115	381	1556	12	129.67	-	130.56	=	-0.89	157	420	8.5	6.5	56.67 %
7	10/15/17	129	a109	a109	a109	327	1556	12	129.67	-	129.67	=	0.00	157	420	10.5	7.5	58.33 %
8	10/29/17	129	122	156	101	379	1935	15	129.00	-	129.67	=	-0.67	157	420	12.5	8.5	59.52 %
9	10/29/17	129	129	145	119	393	2328	18	129.33	-	129.00	=	0.33	157	420	15.5	8.5	64.58 %
10	11/05/17	129	a109	a109	a109	327	2328	18	129.33	-	129.33	=	0.00	157	420	15.5	8.5	64.58 %
11	11/12/17	129	a109	a109	a109	327	2328	18	129.33	-	129.33	=	0.00	157	420	15.5	8.5	64.58 %
12	11/19/17	129				0	2328	18	129.33	-	129.33	=	0.00	157	420	15.5	8.5	64.58 %
13	11/26/17	129	137	154	130	421	2749	21	130.90	-	129.33	=	1.57	157	421	18.5	8.5	68.52 %
14	11/26/17	130	126	142	111	379	3128	24	130.33	-	130.90	=	-0.57	157	421	20.0	10.0	66.67 %
15	12/03/17	130	a110	a110	a110	330	3128	24	130.33	-	130.33	=	0.00	157	421	20.0	13.0	60.61 %
16	12/10/17	130	135	137	102	374	3502	27	129.70	-	130.33	=	-0.63	157	421	22.0	14.0	61.11 %

End of 1st part

17	12/17/17	129	136	115	112	363	3865	30	128.83	-	129.70	=	-0.87	157	421	22.0	17.0	56.41 %
18	12/31/17	128	123	106	90	319	4184	33	126.79	-	128.83	=	-2.05	157	421	23.0	19.0	54.76 %
19	01/07/18	126	134	136	127	397	4581	36	127.25	-	126.79	=	0.46	157	421	24.0	21.0	53.33 %
20	01/14/18	127	155	129	133	417	4998	39	128.15	-	127.25	=	0.90	157	421	26.0	22.0	54.17 %
21	01/21/18	128				0	4998	39	128.15	-	128.15	=	0.00	157	421	26.0	22.0	54.17 %
22	01/28/18	128	127	148	178	453	5451	42	129.79	-	128.15	=	1.63	178	453	28.0	23.0	54.90 %
23	02/04/18	129	99	100	129	328	5779	45	128.42	-	129.79	=	-1.36	178	453	29.0	25.0	53.70 %
24	02/04/18	128	122	131	155	408	6187	48	128.90	-	128.42	=	0.47	178	453	31.0	26.0	54.39 %
25	02/11/18	128	126	124	174	424	6611	51	129.63	-	128.90	=	0.73	178	453	32.0	28.0	53.33 %
26	02/11/18	129	162	144	123	429	7040	54	130.37	-	129.63	=	0.74	178	453	35.0	28.0	55.56 %
27	02/18/18	130				0	7040	54	130.37	-	130.37	=	0.00	178	453	35.0	28.0	55.56 %
28	02/25/18	130	111	115	121	347	7387	57	129.60	-	130.37	=	-0.77	178	453	36.0	30.0	54.55 %
29	02/25/18	129	146	128	137	411	7798	60	129.97	-	129.60	=	0.37	178	453	38.0	31.0	55.07 %
30	03/04/18	129	144	129	148	421	8219	63	130.46	-	129.97	=	0.49	178	453	40.0	32.0	55.56 %
31	03/11/18	130	157	156	116	429	8648	66	131.03	-	130.46	=	0.57	178	453	41.0	34.0	54.67 %
32	03/18/18	131				0	8648	66	131.03	-	131.03	=	0.00	178	453	41.0	34.0	54.67 %
33	03/25/18	131				0	8648	66	131.03	-	131.03	=	0.00	178	453	41.0	34.0	54.67 %

<u><100</u>	<u>100's</u>	<u>125's</u>	<u>150's</u>	<u>175's</u>	<u>200's</u>	<u>225's</u>	<u>250's</u>	<u>275's</u>	<u>300's</u>
2	23	30	10	1					
<u><400</u>	<u>400's</u>	<u>450's</u>	<u>500's</u>	<u>550's</u>	<u>600's</u>	<u>650's</u>	<u>700's</u>	<u>750's</u>	<u>800's</u>
12	9	1							
<u>Ave of Game 1</u>			<u>Ave of Game 2</u>			<u>Ave of Game 3</u>			
134.77			131.45			126.86			

