

Sunday Morning Threesome

Sunday 9:00 AM

Lanes 3 - 16

Note: This report includes information through March 25 which is Week 33 of 33

Team 7: Crown T Lounge

Name	Pins	Gms	True Average	Book Ave	High Game	High Sers	Points Won	Points Lost	%Won
Staniak, Anthony	20638	96	214.98	209	278	719	45.0	51.0	46.88 %
Staniak Jr, Robert	18285	90	203.17	208	278	724	44.0	46.0	48.89 %
Staniak Sr, Robert	20889	96	217.59	216	300	757	53.5	42.5	55.73 %
Swanson, Keith	2060	12	171.67	169	218	549	7.0	5.0	58.33 %

Team History

Week No.	Bowling Date	Opp. Team	-1-	-2-	-3-	Total	Last Wk WON	Last Wk Lost	Points Won	Points Lost	Year-To-Date WON	Y-T-D LOST	High Game	High Sers
1	09/10/17	8	677	626	553	1856	4	12	4	12	4	12	677	1856
2	09/17/17	10	528	578	639	1745	3	13	7	25	7	25	677	1856
3	09/24/17	6	705	632	634	1971	10	6	17	31	17	31	705	1971
4	10/01/17	14	615	600	626	1841	10½	5½	27½	36½	27½	36½	705	1971
5	10/08/17	12	668	672	665	2005	11½	4½	39	41	39	41	705	2005
6	10/08/17	2	642	728	688	2058	15	1	54	42	54	42	728	2058
7	10/15/17	1	695	689	627	2011	7½	8½	61½	50½	61½	50½	728	2058
8	10/29/17	9	582	623	587	1792	3	13	64½	63½	64½	63½	728	2058
9	10/29/17	4	622	626	570	1818	5	11	69½	74½	69½	74½	728	2058
10	11/05/17	1	623	584	556	1763	5	11	74½	85½	74½	85½	728	2058
11	11/12/17	3	644	682	713	2039	10	6	84½	91½	84½	91½	728	2058
12	11/19/17	11	646	683	654	1983	11½	4½	96	96	96	96	728	2058
13	11/26/17	13	666	649	671	1986	4	12	100	108	100	108	728	2058
14	11/26/17	5	702	595	657	1954	8½	7½	108½	115½	108½	115½	728	2058
15	12/03/17	11	661	686	654	2001	11	5	119½	120½	119½	120½	728	2058
16	12/10/17	4	608	753	657	2018	14	2	133½	122½	133½	122½	753	2058

End of 1st part

17	12/17/17	8	620	641	654	1915	4	12	4	12	137½	134½	753	2058
18	12/31/17	10	695	677	666	2038	13	3	17	15	150½	137½	753	2058
19	01/07/18	6	647	695	617	1959	11	5	28	20	161½	142½	753	2058
20	01/14/18	14	649	693	676	2018	12	4	40	24	173½	146½	753	2058
21	01/21/18	6	595	555	600	1750	3	13	43	37	176½	159½	753	2058
22	01/28/18	12	745	615	627	1987	5	11	48	48	181½	170½	753	2058
23	02/04/18	2	544	527	543	1614	8	8	56	56	189½	178½	753	2058
24	02/04/18	9	520	592	553	1665	6	10	62	66	195½	188½	753	2058
25	02/11/18	4	575	708	690	1973	11	5	73	71	206½	193½	753	2058
26	02/11/18	1	567	590	589	1746	3	13	76	84	209½	206½	753	2058
27	02/18/18	5	641	640	554	1835	11	5	87	89	220½	211½	753	2058
28	02/25/18	3	584	590	676	1850	10½	5½	97½	94½	231	217	753	2058
29	02/25/18	13	612	606	663	1881	12½	3½	110	98	243½	220½	753	2058
30	03/04/18	5	605	540	617	1762	7	9	117	107	250½	229½	753	2058
31	03/11/18	11	610	713	543	1866	9	7	126	114	259½	236½	753	2058
32	03/18/18	9	612	661	663	1936	7	9	133	123	266½	245½	753	2058
33	03/25/18	10	575	626	629	1830	4	12	137	135	270½	257½	753	2058

Sunday Morning Threesome

Sunday 9:00 AM

Lanes 3 - 16

Note: This report includes information through March 25 which is Week 33 of 33

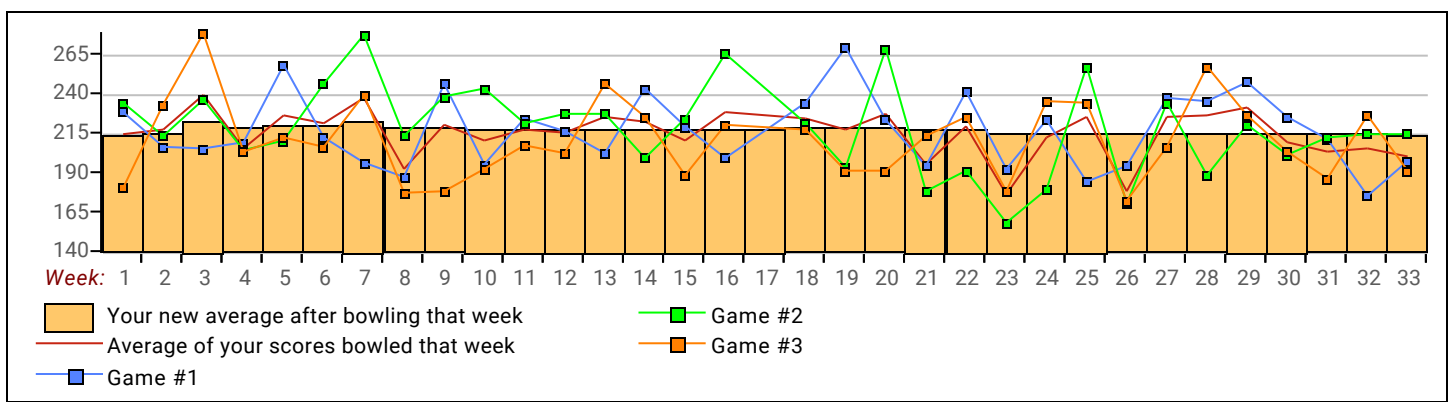
Anthony Staniak's Bowling Record - Team 7: Crown T Lounge

Week No.	Bowling Date	Old Ave	---Average Change---			Total	Pins	Gms	New - Old ---> +/-			High Game	High Sers	Points Won	Points Lost	%Won		
			-1-	-2-	-3-													
1	09/10/17	bk209	228	234	180	642	642	3	214.00	-	0.00	=	214.00	234	642	1.0	2.0	33.33 %
2	09/17/17	bk209	206	213	233	652	1294	6	215.67	-	214.00	=	1.67	234	652	3.0	3.0	50.00 %
3	09/24/17	bk209	205	236	278	719	2013	9	223.67	-	215.67	=	8.00	278	719	5.0	4.0	55.56 %
4	10/01/17	223	209	204	203	616	2629	12	219.08	-	223.67	=	-4.58	278	719	5.0	7.0	41.67 %
5	10/08/17	219	258	210	212	680	3309	15	220.60	-	219.08	=	1.52	278	719	6.0	9.0	40.00 %
6	10/08/17	220	212	246	206	664	3973	18	220.72	-	220.60	=	0.12	278	719	9.0	9.0	50.00 %
7	10/15/17	220	196	277	239	712	4685	21	223.10	-	220.72	=	2.37	278	719	11.0	10.0	52.38 %
8	10/29/17	223	187	213	177	577	5262	24	219.25	-	223.10	=	-3.85	278	719	11.0	13.0	45.83 %
9	10/29/17	219	246	238	178	662	5924	27	219.41	-	219.25	=	0.16	278	719	12.0	15.0	44.44 %
10	11/05/17	219	195	243	192	630	6554	30	218.47	-	219.41	=	-0.94	278	719	13.0	17.0	43.33 %
11	11/12/17	218	224	221	207	652	7206	33	218.36	-	218.47	=	-0.10	278	719	14.0	19.0	42.42 %
12	11/19/17	218	216	227	202	645	7851	36	218.08	-	218.36	=	-0.28	278	719	15.0	21.0	41.67 %
13	11/26/17	218	202	227	246	675	8526	39	218.62	-	218.08	=	0.53	278	719	16.0	23.0	41.03 %
14	11/26/17	218	243	199	225	667	9193	42	218.88	-	218.62	=	0.27	278	719	17.0	25.0	40.48 %
15	12/03/17	218	219	224	188	631	9824	45	218.31	-	218.88	=	-0.57	278	719	18.0	27.0	40.00 %
16	12/10/17	218	199	265	220	684	10508	48	218.92	-	218.31	=	0.61	278	719	20.0	28.0	41.67 %

End of 1st part

17	12/17/17	218	a198	a198	a198	594	10508	48	218.92	-	218.92	=	0.00	278	719	20.0	28.0	41.67 %
18	12/31/17	218	234	221	217	672	11180	51	219.22	-	218.92	=	0.30	278	719	22.0	29.0	43.14 %
19	01/07/18	219	269	193	191	653	11833	54	219.13	-	219.22	=	-0.09	278	719	23.0	31.0	42.59 %
20	01/14/18	219	223	268	191	682	12515	57	219.56	-	219.13	=	0.43	278	719	26.0	31.0	45.61 %
21	01/21/18	219	194	178	213	585	13100	60	218.33	-	219.56	=	-1.23	278	719	26.0	34.0	43.33 %
22	01/28/18	218	241	191	225	657	13757	63	218.37	-	218.33	=	0.03	278	719	27.0	36.0	42.86 %
23	02/04/18	218	192	158	178	528	14285	66	216.44	-	218.37	=	-1.93	278	719	28.0	38.0	42.42 %
24	02/04/18	216	223	179	235	637	14922	69	216.26	-	216.44	=	-0.18	278	719	30.0	39.0	43.48 %
25	02/11/18	216	184	257	234	675	15597	72	216.63	-	216.26	=	0.36	278	719	31.0	41.0	43.06 %
26	02/11/18	216	194	170	172	536	16133	75	215.11	-	216.63	=	-1.52	278	719	32.0	43.0	42.67 %
27	02/18/18	215	237	234	206	677	16810	78	215.51	-	215.11	=	0.41	278	719	35.0	43.0	44.87 %
28	02/25/18	215	235	188	257	680	17490	81	215.93	-	215.51	=	0.41	278	719	37.0	44.0	45.68 %
29	02/25/18	215	247	220	226	693	18183	84	216.46	-	215.93	=	0.54	278	719	38.0	46.0	45.24 %
30	03/04/18	216	225	201	203	629	18812	87	216.23	-	216.46	=	-0.23	278	719	41.0	46.0	47.13 %
31	03/11/18	216	211	212	186	609	19421	90	215.79	-	216.23	=	-0.44	278	719	42.0	48.0	46.67 %
32	03/18/18	215	175	214	226	615	20036	93	215.44	-	215.79	=	-0.35	278	719	44.0	49.0	47.31 %
33	03/25/18	215	197	214	191	602	20638	96	214.98	-	215.44	=	-0.46	278	719	45.0	51.0	46.88 %

<u><100</u>	<u>100's</u>	<u>125's</u>	<u>150's</u>	<u>175's</u>	<u>200's</u>	<u>225's</u>	<u>250's</u>	<u>275's</u>	<u>300's</u>
			3	26	33	26	6	2	
<u><400</u>	<u>400's</u>	<u>450's</u>	<u>500's</u>	<u>550's</u>	<u>600's</u>	<u>650's</u>	<u>700's</u>	<u>750's</u>	<u>800's</u>
			2	2	10	16	2		
<u>Ave of Game 1</u>			<u>Ave of Game 2</u>			<u>Ave of Game 3</u>			
216.44			217.97			210.53			



Sunday Morning Threesome

Sunday 9:00 AM

Lanes 3 - 16

Note: This report includes information through March 25 which is Week 33 of 33

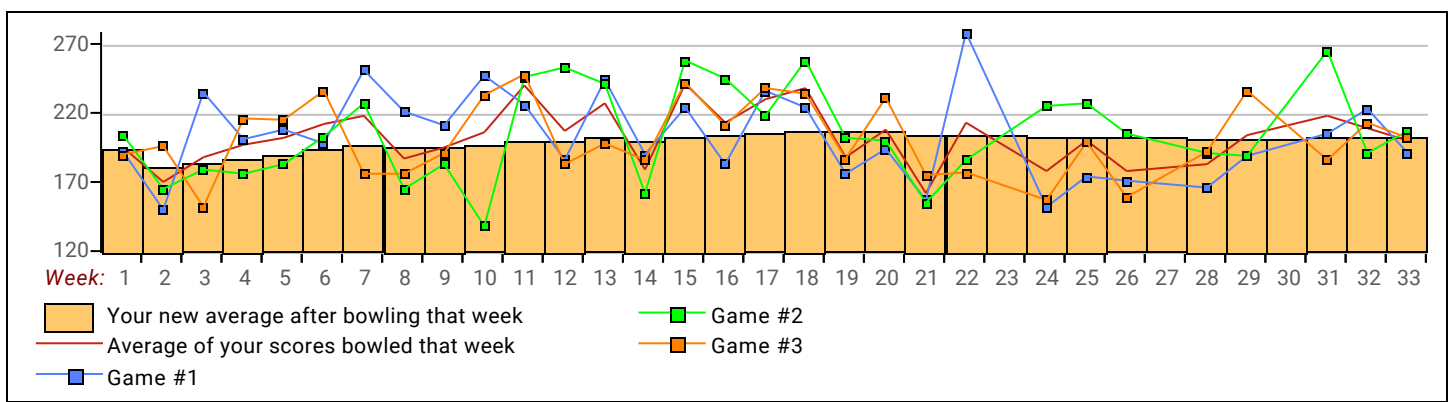
Robert Staniak Jr's Bowling Record - Team 7: Crown T Lounge

Week No.	Bowling Date	Old Ave	Average			Total	Pins	Gms	---Average Change---			High Game	High Sers	Points Won	Points Lost	%Won		
			-1-	-2-	-3-				New	Old	---> +/-							
1	09/10/17	bk208	192	204	190	586	586	3	195.33	-	0.00	=	195.33	204	586	3.0	0.00 %	
2	09/17/17	bk208	150	165	196	511	1097	6	182.83	-	195.33	=	-12.50	204	586	6.0	0.00 %	
3	09/24/17	bk208	235	179	152	566	1663	9	184.78	-	182.83	=	1.94	235	586	9.0	0.00 %	
4	10/01/17	184	201	176	216	593	2256	12	188.00	-	184.78	=	3.22	235	593	2.5	9.5	20.83 %
5	10/08/17	188	208	183	215	606	2862	15	190.80	-	188.00	=	2.80	235	606	5.0	10.0	33.33 %
6	10/08/17	190	198	203	236	637	3499	18	194.39	-	190.80	=	3.59	236	637	7.0	11.0	38.89 %
7	10/15/17	194	251	227	176	654	4153	21	197.76	-	194.39	=	3.37	251	654	8.5	12.5	40.48 %
8	10/29/17	197	221	165	176	562	4715	24	196.46	-	197.76	=	-1.30	251	654	9.5	14.5	39.58 %
9	10/29/17	196	211	183	191	585	5300	27	196.30	-	196.46	=	-0.16	251	654	10.5	16.5	38.89 %
10	11/05/17	196	247	138	233	618	5918	30	197.27	-	196.30	=	0.97	251	654	12.5	17.5	41.67 %
11	11/12/17	197	226	246	248	720	6638	33	201.15	-	197.27	=	3.88	251	720	15.5	17.5	46.97 %
12	11/19/17	201	186	253	183	622	7260	36	201.67	-	201.15	=	0.52	253	720	18.0	18.0	50.00 %
13	11/26/17	201	244	241	198	683	7943	39	203.67	-	201.67	=	2.00	253	720	19.0	20.0	48.72 %
14	11/26/17	203	190	162	186	538	8481	42	201.93	-	203.67	=	-1.74	253	720	20.5	21.5	48.81 %
15	12/03/17	201	224	258	242	724	9205	45	204.56	-	201.93	=	2.63	258	724	23.5	21.5	52.22 %
16	12/10/17	204	183	245	211	639	9844	48	205.08	-	204.56	=	0.53	258	724	25.5	22.5	53.13 %

End of 1st part

17	12/17/17	205	236	218	238	692	10536	51	206.59	-	205.08	=	1.50	258	724	27.5	23.5	53.92 %
18	12/31/17	206	224	258	234	716	11252	54	208.37	-	206.59	=	1.78	258	724	30.5	23.5	56.48 %
19	01/07/18	208	176	202	187	565	11817	57	207.32	-	208.37	=	-1.05	258	724	32.5	24.5	57.02 %
20	01/14/18	207	194	200	231	625	12442	60	207.37	-	207.32	=	0.05	258	724	32.5	27.5	54.17 %
21	01/21/18	207	157	155	175	487	12929	63	205.22	-	207.37	=	-2.14	258	724	32.5	30.5	51.59 %
22	01/28/18	205	278	186	177	641	13570	66	205.61	-	205.22	=	0.38	278	724	33.5	32.5	50.76 %
23	02/04/18	205				0	13570	66	205.61	-	205.61	=	0.00	278	724	33.5	32.5	50.76 %
24	02/04/18	205	152	225	157	534	14104	69	204.41	-	205.61	=	-1.20	278	724	34.5	34.5	50.00 %
25	02/11/18	204	174	227	199	600	14704	72	204.22	-	204.41	=	-0.18	278	724	36.5	35.5	50.69 %
26	02/11/18	204	171	205	159	535	15239	75	203.19	-	204.22	=	-1.04	278	724	36.5	38.5	48.67 %
27	02/18/18	203				0	15239	75	203.19	-	203.19	=	0.00	278	724	36.5	38.5	48.67 %
28	02/25/18	203	166	191	192	549	15788	78	202.41	-	203.19	=	-0.78	278	724	38.5	39.5	49.36 %
29	02/25/18	202	189	189	236	614	16402	81	202.49	-	202.41	=	0.08	278	724	41.0	40.0	50.62 %
30	03/04/18	202				0	16402	81	202.49	-	202.49	=	0.00	278	724	41.0	40.0	50.62 %
31	03/11/18	202	205	265	186	656	17058	84	203.07	-	202.49	=	0.58	278	724	43.0	41.0	51.19 %
32	03/18/18	203	223	191	213	627	17685	87	203.28	-	203.07	=	0.20	278	724	43.0	44.0	49.43 %
33	03/25/18	203	191	207	202	600	18285	90	203.17	-	203.28	=	-0.11	278	724	44.0	46.0	48.89 %

<100	100's	125's	150's	175's	200's	225's	250's	275's	300's
		1	13	31	20	19	5	1	
<400	400's	450's	500's	550's	600's	650's	700's	750's	800's
		1	5	6	11	4	3		
Ave of Game 1			Ave of Game 2			Ave of Game 3			
203.43			204.90			201.17			



Sunday Morning Threesome

Sunday 9:00 AM

Lanes 3 - 16

Note: This report includes information through March 25 which is Week 33 of 33

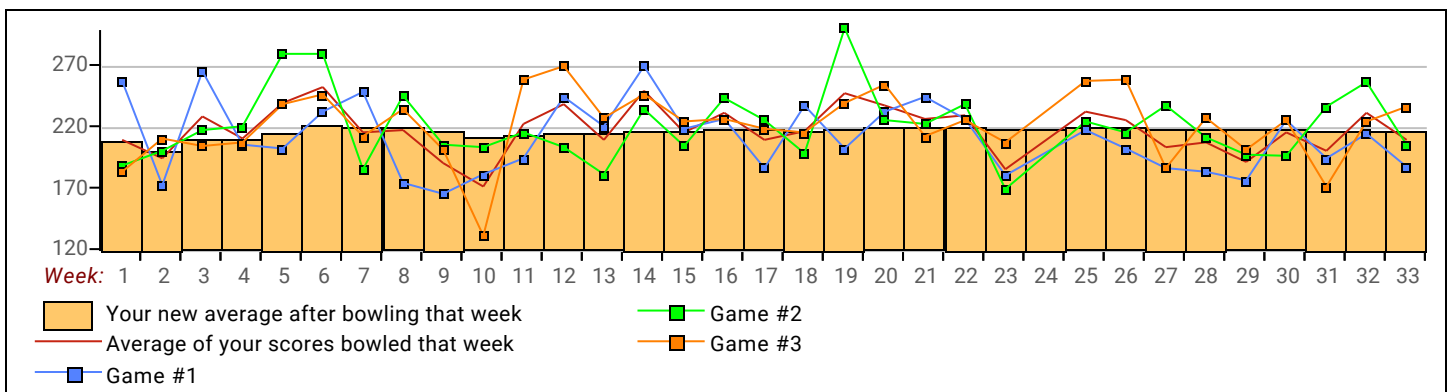
Robert Staniak Sr's Bowling Record - Team 7: Crown T Lounge

Week No.	Bowling Date	Old Ave	---Average Change---			Total	Pins	Gms	New - Old ---> +/-			High Game	High Sers	Points Won	Points Lost	%Won		
			-1-	-2-	-3-													
1	09/10/17	bk216	257	188	183	628	628	3	209.33	-	0.00	=	209.33	257	628	1.0	2.0	33.33 %
2	09/17/17	bk216	172	200	210	582	1210	6	201.67	-	209.33	=	-7.67	257	628	2.0	4.0	33.33 %
3	09/24/17	bk216	265	217	204	686	1896	9	210.67	-	201.67	=	9.00	265	686	5.0	4.0	55.56 %
4	10/01/17	210	205	220	207	632	2528	12	210.67	-	210.67	=	0.00	265	686	8.0	4.0	66.67 %
5	10/08/17	210	202	279	238	719	3247	15	216.47	-	210.67	=	5.80	279	719	11.0	4.0	73.33 %
6	10/08/17	216	232	279	246	757	4004	18	222.44	-	216.47	=	5.98	279	757	14.0	4.0	77.78 %
7	10/15/17	222	248	185	212	645	4649	21	221.38	-	222.44	=	-1.06	279	757	15.0	6.0	71.43 %
8	10/29/17	221	174	245	234	653	5302	24	220.92	-	221.38	=	-0.46	279	757	17.0	7.0	70.83 %
9	10/29/17	220	165	205	201	571	5873	27	217.52	-	220.92	=	-3.40	279	757	18.0	9.0	66.67 %
10	11/05/17	217	181	203	131	515	6388	30	212.93	-	217.52	=	-4.59	279	757	18.0	12.0	60.00 %
11	11/12/17	212	194	215	258	667	7055	33	213.79	-	212.93	=	0.85	279	757	19.0	14.0	57.58 %
12	11/19/17	213	244	203	269	716	7771	36	215.86	-	213.79	=	2.07	279	757	22.0	14.0	61.11 %
13	11/26/17	215	220	181	227	628	8399	39	215.36	-	215.86	=	-0.50	279	757	22.0	17.0	56.41 %
14	11/26/17	215	269	234	246	749	9148	42	217.81	-	215.36	=	2.45	279	757	24.0	18.0	57.14 %
15	12/03/17	217	218	204	224	646	9794	45	217.64	-	217.81	=	-0.17	279	757	26.0	19.0	57.78 %
16	12/10/17	217	226	243	226	695	10489	48	218.52	-	217.64	=	0.88	279	757	29.0	19.0	60.42 %

End of 1st part

17	12/17/17	218	186	225	218	629	11118	51	218.00	-	218.52	=	-0.52	279	757	30.0	21.0	58.82 %
18	12/31/17	218	237	198	215	650	11768	54	217.93	-	218.00	=	-0.07	279	757	31.0	23.0	57.41 %
19	01/07/18	217	202	300	239	741	12509	57	219.46	-	217.93	=	1.53	300	757	34.0	23.0	59.65 %
20	01/14/18	219	232	225	254	711	13220	60	220.33	-	219.46	=	0.88	300	757	36.0	24.0	60.00 %
21	01/21/18	220	244	222	212	678	13898	63	220.60	-	220.33	=	0.27	300	757	39.0	24.0	61.90 %
22	01/28/18	220	226	238	225	689	14587	66	221.02	-	220.60	=	0.41	300	757	40.0	26.0	60.61 %
23	02/04/18	221	180	169	207	556	15143	69	219.46	-	221.02	=	-1.55	300	757	40.0	29.0	57.97 %
24	02/04/18	219				0	15143	69	219.46	-	219.46	=	0.00	300	757	40.0	29.0	57.97 %
25	02/11/18	219	217	224	257	698	15841	72	220.01	-	219.46	=	0.55	300	757	43.0	29.0	59.72 %
26	02/11/18	220	202	215	258	675	16516	75	220.21	-	220.01	=	0.20	300	757	45.0	30.0	60.00 %
27	02/18/18	220	186	237	186	609	17125	78	219.55	-	220.21	=	-0.66	300	757	45.0	33.0	57.69 %
28	02/25/18	219	183	211	227	621	17746	81	219.09	-	219.55	=	-0.46	300	757	46.5	34.5	57.41 %
29	02/25/18	219	176	197	201	574	18320	84	218.10	-	219.09	=	-0.99	300	757	48.5	35.5	57.74 %
30	03/04/18	218	225	196	225	646	18966	87	218.00	-	218.10	=	-0.10	300	757	49.5	37.5	56.90 %
31	03/11/18	218	194	236	171	601	19567	90	217.41	-	218.00	=	-0.59	300	757	51.5	38.5	57.22 %
32	03/18/18	217	214	256	224	694	20261	93	217.86	-	217.41	=	0.45	300	757	53.5	39.5	57.53 %
33	03/25/18	217	187	205	236	628	20889	96	217.59	-	217.86	=	-0.27	300	757	53.5	42.5	55.73 %

<u><100</u>	<u>100's</u>	<u>125's</u>	<u>150's</u>	<u>175's</u>	<u>200's</u>	<u>225's</u>	<u>250's</u>	<u>275's</u>	<u>300's</u>
		1	5	17	33	28	9	2	1
<u><400</u>	<u>400's</u>	<u>450's</u>	<u>500's</u>	<u>550's</u>	<u>600's</u>	<u>650's</u>	<u>700's</u>	<u>750's</u>	<u>800's</u>
			1	4	11	10	5	1	
<u>Ave of Game 1</u>			<u>Ave of Game 2</u>			<u>Ave of Game 3</u>			
211.34			220.47			220.97			



Sunday Morning Threesome

Sunday 9:00 AM

Lanes 3 - 16

Note: This report includes information through March 25 which is Week 33 of 33

Keith Swanson's Bowling Record - Team 7: Crown T Lounge

Week No.	Bowling Date	Old Ave	Average Change			Total	Pins	Gms	---Average Change---			High Game	High Sers	Points Won	Points Lost	%Won	
			-1-	-2-	-3-				New	Old	---> +/-						
1	09/10/17	180				0	0	0	-	0.00	=	0.00	0	0			0.00 %
2	09/17/17	180				0	0	0	-	0.00	=	0.00	0	0			0.00 %
3	09/24/17	180				0	0	0	-	0.00	=	0.00	0	0			0.00 %
4	10/01/17	180				0	0	0	-	0.00	=	0.00	0	0			0.00 %
5	10/08/17	180				0	0	0	-	0.00	=	0.00	0	0			0.00 %
6	10/08/17	180				0	0	0	-	0.00	=	0.00	0	0			0.00 %
7	10/15/17	180				0	0	0	-	0.00	=	0.00	0	0			0.00 %
8	10/29/17	180				0	0	0	-	0.00	=	0.00	0	0			0.00 %
9	10/29/17	180				0	0	0	-	0.00	=	0.00	0	0			0.00 %
10	11/05/17	180				0	0	0	-	0.00	=	0.00	0	0			0.00 %
11	11/12/17	180				0	0	0	-	0.00	=	0.00	0	0			0.00 %
12	11/19/17	180				0	0	0	-	0.00	=	0.00	0	0			0.00 %
13	11/26/17	180				0	0	0	-	0.00	=	0.00	0	0			0.00 %
14	11/26/17	180				0	0	0	-	0.00	=	0.00	0	0			0.00 %
15	12/03/17	180				0	0	0	-	0.00	=	0.00	0	0			0.00 %
16	12/10/17	180				0	0	0	-	0.00	=	0.00	0	0			0.00 %

End of 1st part

17	12/17/17	180				0	0	0	-	0.00	=	0.00	0	0			0.00 %	
18	12/31/17	180				0	0	0	-	0.00	=	0.00	0	0			0.00 %	
19	01/07/18	180				0	0	0	-	0.00	=	0.00	0	0			0.00 %	
20	01/14/18	180				0	0	0	-	0.00	=	0.00	0	0			0.00 %	
21	01/21/18	bk169				0	0	0	-	0.00	=	0.00	0	0			0.00 %	
22	01/28/18	bk169				0	0	0	-	0.00	=	0.00	0	0			0.00 %	
23	02/04/18	bk169	172	200	158	530	530	3	176.67	-	0.00	=	176.67	200	530	2.0	1.0	66.67 %
24	02/04/18	bk169	145	188	161	494	1024	6	170.67	-	176.67	=	-6.00	200	530	3.0	3.0	50.00 %
25	02/11/18	bk169				0	1024	6	170.67	-	170.67	=	0.00	200	530	3.0	3.0	50.00 %
26	02/11/18	bk169				0	1024	6	170.67	-	170.67	=	0.00	200	530	3.0	3.0	50.00 %
27	02/18/18	bk169	218	169	162	549	1573	9	174.78	-	170.67	=	4.11	218	549	6.0	3.0	66.67 %
28	02/25/18	174				0	1573	9	174.78	-	174.78	=	0.00	218	549	6.0	3.0	66.67 %
29	02/25/18	174				0	1573	9	174.78	-	174.78	=	0.00	218	549	6.0	3.0	66.67 %
30	03/04/18	174	155	143	189	487	2060	12	171.67	-	174.78	=	-3.11	218	549	7.0	5.0	58.33 %
31	03/11/18	171				0	2060	12	171.67	-	171.67	=	0.00	218	549	7.0	5.0	58.33 %
32	03/18/18	171				0	2060	12	171.67	-	171.67	=	0.00	218	549	7.0	5.0	58.33 %
33	03/25/18	171				0	2060	12	171.67	-	171.67	=	0.00	218	549	7.0	5.0	58.33 %

<u><100</u>	<u>100's</u>	<u>125's</u>	<u>150's</u>	<u>175's</u>	<u>200's</u>	<u>225's</u>	<u>250's</u>	<u>275's</u>	<u>300's</u>
		2	6	2	2				
<u><400</u>	<u>400's</u>	<u>450's</u>	<u>500's</u>	<u>550's</u>	<u>600's</u>	<u>650's</u>	<u>700's</u>	<u>750's</u>	<u>800's</u>
		2	2						
<u>Ave of Game 1</u>			<u>Ave of Game 2</u>			<u>Ave of Game 3</u>			
172.50			175.00			167.50			

