

Sunday Morning Threesome

Sunday 9:00 AM

Lanes 3 - 16

Note: This report includes information through March 25 which is Week 33 of 33

Team 8: Wisconsin Lift Truck

Name	Pins	Gms	True Average	Book Ave	High Game	High Sers	Points Won	Points Lost	%Won
Johnson, David	18280	90	203.11	199	300	730	37.5	52.5	41.67 %
Wilson, Timothy	17711	90	196.79	202	267	724	49.0	41.0	54.44 %
Rapavi, Beth	17433	90	193.70	208	268	710	41.0	49.0	45.56 %
Stoltz, William	565	3	188.33	205	197	565	1.0	2.0	33.33 %

Team History

Week No.	Bowling Date	Opp. Team	-1-	-2-	-3-	Total	Last Wk WON	Last Wk Lost	Points Won	Points Lost	Year-To-Date WON	Y-T-D LOST	High Game	High Sers
1	09/10/17	7	639	666	700	2005	12	4	12	4	12	4	700	2005
2	09/17/17	5	542	658	645	1845	11	5	23	9	23	9	700	2005
3	09/24/17	9	715	572	617	1904	5	11	28	20	28	20	715	2005
4	10/01/17	11	554	679	657	1890	3	13	31	33	31	33	715	2005
5	10/08/17	13	613	531	552	1696	8	8	39	41	39	41	715	2005
6	10/08/17	4	538	577	549	1664	1	15	40	56	40	56	715	2005
7	10/15/17	5	539	522	559	1620	4	12	44	68	44	68	715	2005
8	10/29/17	6	593	549	758	1900	12	4	56	72	56	72	758	2005
9	10/29/17	3	690	622	641	1953	14	2	70	74	70	74	758	2005
10	11/05/17	10	536	536	570	1642	3½	12½	73½	86½	73½	86½	758	2005
11	11/12/17	14	534	499	541	1574	3	13	76½	99½	76½	99½	758	2005
12	11/19/17	5	539	560	546	1645	6	10	82½	109½	82½	109½	758	2005
13	11/26/17	12	633	635	595	1863	8	8	90½	117½	90½	117½	758	2005
14	11/26/17	2	626	650	588	1864	6	10	96½	127½	96½	127½	758	2005
15	12/03/17	1	673	619	615	1907	11	5	107½	132½	107½	132½	758	2005
16	12/10/17	11	679	594	601	1874	7	9	114½	141½	114½	141½	758	2005

End of 1st part

17	12/17/17	7	659	648	637	1944	12	4	12	4	126½	145½	758	2005
18	12/31/17	5	528	637	579	1744	10	6	22	10	136½	151½	758	2005
19	01/07/18	9	535	562	616	1713	2	14	24	24	138½	165½	758	2005
20	01/14/18	11	624	624	593	1841	7	9	31	33	145½	174½	758	2005
21	01/21/18	5	628	693	694	2015	14	2	45	35	159½	176½	758	2015
22	01/28/18	13	535	575	582	1692	3½	12½	48½	47½	163	189	758	2015
23	02/04/18	4	503	538	691	1732	6	10	54½	57½	169	199	758	2015
24	02/04/18	6	600	454	529	1583	7	9	61½	66½	176	208	758	2015
25	02/11/18	3	509	552	529	1590	4	12	65½	78½	180	220	758	2015
26	02/11/18	10	524	559	541	1624	10	6	75½	84½	190	226	758	2015
27	02/18/18	9	567	576	620	1763	5	11	80½	95½	195	237	758	2015
28	02/25/18	14	557	526	487	1570	0	16	80½	111½	195	253	758	2015
29	02/25/18	12	557	617	631	1805	7	9	87½	120½	202	262	758	2015
30	03/04/18	2	553	558	589	1700	2	14	89½	134½	204	276	758	2015
31	03/11/18	1	615	575	551	1741	6	10	95½	144½	210	286	758	2015
32	03/18/18	6	512	590	657	1759	8	8	103½	152½	218	294	758	2015
33	03/25/18	11	579	598	618	1795	4	12	107½	164½	222	306	758	2015

Sunday Morning Threesome

Sunday 9:00 AM

Lanes 3 - 16

Note: This report includes information through March 25 which is Week 33 of 33

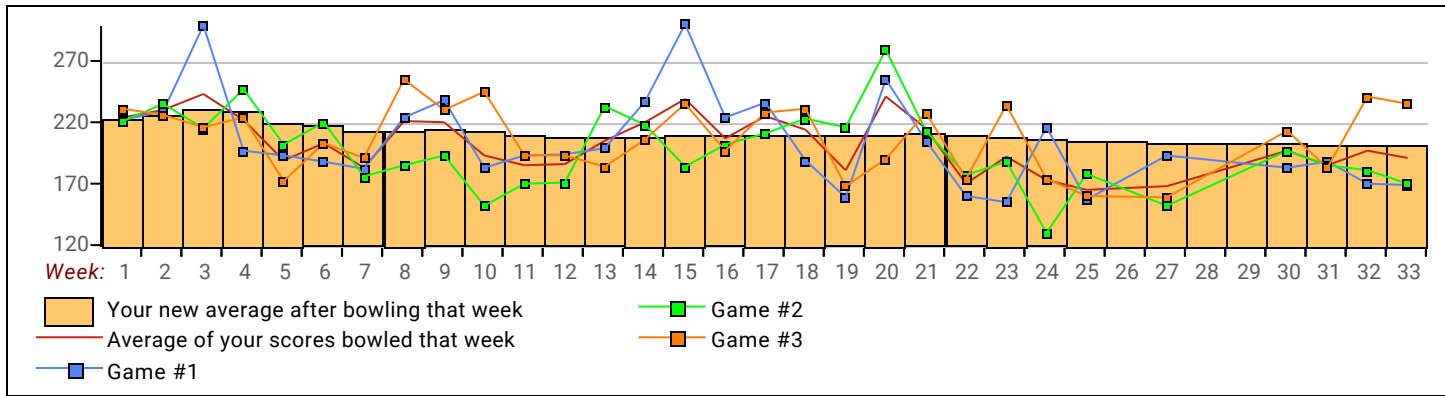
David Johnson's Bowling Record - Team 8: Wisconsin Lift Truck

Week No.	Bowling Date	Old Ave	Score			Total	Pins	Gms	---Average Change---			High Game	High Sers	Points Won	Points Lost	%Won		
			-1-	-2-	-3-				New	Old	---> +/-							
1	09/10/17	bk199	222	221	231	674	674	3	224.67	-	0.00	=	224.67	231	674	2.0	1.0	66.67 %
2	09/17/17	bk199	229	235	226	690	1364	6	227.33	-	224.67	=	2.67	235	690	5.0	1.0	83.33 %
3	09/24/17	bk199	299	215	216	730	2094	9	232.67	-	227.33	=	5.33	299	730	7.0	2.0	77.78 %
4	10/01/17	232	197	247	224	668	2762	12	230.17	-	232.67	=	-2.50	299	730	8.0	4.0	66.67 %
5	10/08/17	230	193	202	172	567	3329	15	221.93	-	230.17	=	-8.23	299	730	8.0	7.0	53.33 %
6	10/08/17	221	188	220	203	611	3940	18	218.89	-	221.93	=	-3.04	299	730	8.0	10.0	44.44 %
7	10/15/17	218	182	176	191	549	4489	21	213.76	-	218.89	=	-5.13	299	730	9.0	12.0	42.86 %
8	10/29/17	213	224	185	255	664	5153	24	214.71	-	213.76	=	0.95	299	730	11.0	13.0	45.83 %
9	10/29/17	214	238	193	230	661	5814	27	215.33	-	214.71	=	0.62	299	730	13.0	14.0	48.15 %
10	11/05/17	215	183	152	245	580	6394	30	213.13	-	215.33	=	-2.20	299	730	14.0	16.0	46.67 %
11	11/12/17	213	193	170	193	556	6950	33	210.61	-	213.13	=	-2.53	299	730	15.0	18.0	45.45 %
12	11/19/17	210	194	171	193	558	7508	36	208.56	-	210.61	=	-2.05	299	730	17.0	19.0	47.22 %
13	11/26/17	208	199	233	184	616	8124	39	208.31	-	208.56	=	-0.25	299	730	19.0	20.0	48.72 %
14	11/26/17	208	237	218	206	661	8785	42	209.17	-	208.31	=	0.86	299	730	21.0	21.0	50.00 %
15	12/03/17	209	300	184	235	719	9504	45	211.20	-	209.17	=	2.03	300	730	23.0	22.0	51.11 %
16	12/10/17	211	224	202	197	623	10127	48	210.98	-	211.20	=	-0.22	300	730	25.0	23.0	52.08 %

End of 1st part

17	12/17/17	210	236	211	228	675	10802	51	211.80	-	210.98	=	0.82	300	730	27.0	24.0	52.94 %
18	12/31/17	211	189	223	231	643	11445	54	211.94	-	211.80	=	0.14	300	730	29.0	25.0	53.70 %
19	01/07/18	211	159	216	168	543	11988	57	210.32	-	211.94	=	-1.63	300	730	29.0	28.0	50.88 %
20	01/14/18	210	255	279	190	724	12712	60	211.87	-	210.32	=	1.55	300	730	31.0	29.0	51.67 %
21	01/21/18	211	205	213	228	646	13358	63	212.03	-	211.87	=	0.17	300	730	32.0	31.0	50.79 %
22	01/28/18	212	160	177	174	511	13869	66	210.14	-	212.03	=	-1.90	300	730	32.0	34.0	48.48 %
23	02/04/18	210	155	188	234	577	14446	69	209.36	-	210.14	=	-0.77	300	730	34.0	35.0	49.28 %
24	02/04/18	209	216	130	174	520	14966	72	207.86	-	209.36	=	-1.50	300	730	34.5	37.5	47.92 %
25	02/11/18	207	157	178	160	495	15461	75	206.15	-	207.86	=	-1.71	300	730	34.5	40.5	46.00 %
26	02/11/18	206				0	15461	75	206.15	-	206.15	=	0.00	300	730	34.5	40.5	46.00 %
27	02/18/18	206	193	152	159	504	15965	78	204.68	-	206.15	=	-1.47	300	730	34.5	43.5	44.23 %
28	02/25/18	204	a184	a184	a184	552	15965	78	204.68	-	204.68	=	0.00	300	730	34.5	43.5	44.23 %
29	02/25/18	204				0	15965	78	204.68	-	204.68	=	0.00	300	730	34.5	43.5	44.23 %
30	03/04/18	204	183	197	213	593	16558	81	204.42	-	204.68	=	-0.26	300	730	34.5	46.5	42.59 %
31	03/11/18	204	188	185	183	556	17114	84	203.74	-	204.42	=	-0.68	300	730	34.5	49.5	41.07 %
32	03/18/18	203	170	181	241	592	17706	87	203.52	-	203.74	=	-0.22	300	730	35.5	51.5	40.80 %
33	03/25/18	203	169	170	235	574	18280	90	203.11	-	203.52	=	-0.41	300	730	37.5	52.5	41.67 %

<100	100's	125's	150's	175's	200's	225's	250's	275's	300's
		1	17	29	20	18	2	2	1
<400	400's	450's	500's	550's	600's	650's	700's	750's	800's
		1	5	9	5	7	3		
Ave of Game 1			Ave of Game 2			Ave of Game 3			
204.57			197.47			207.30			



Sunday Morning Threesome

Sunday 9:00 AM

Lanes 3 - 16

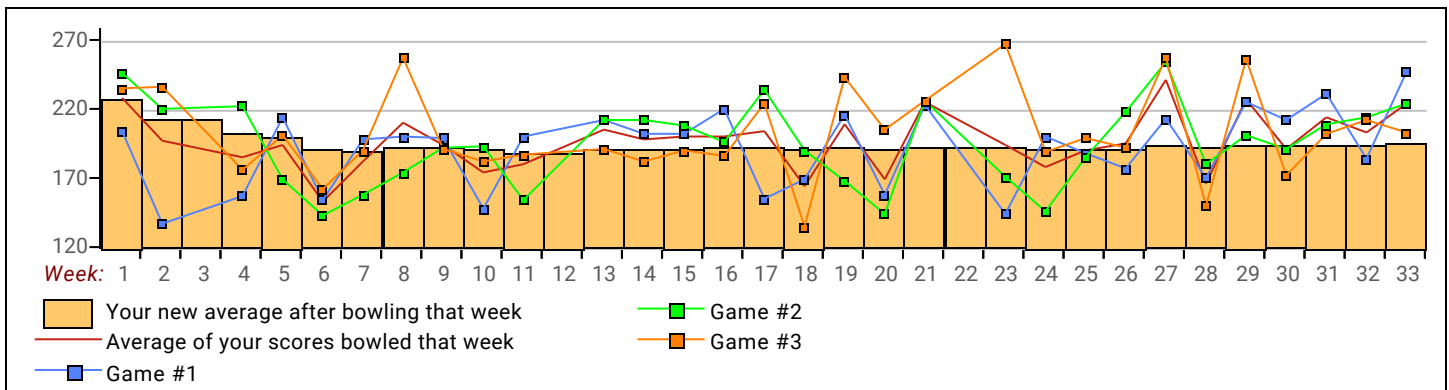
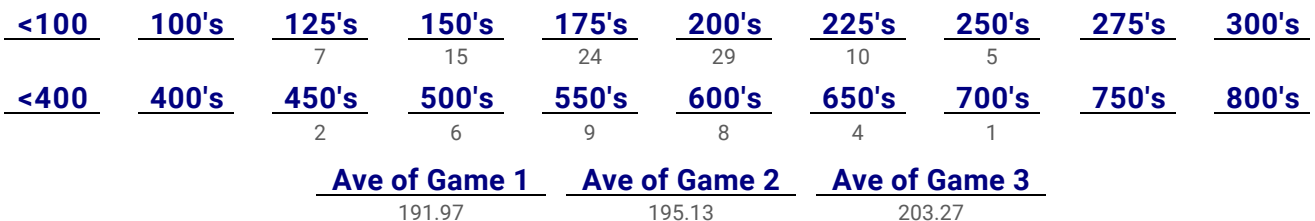
Note: This report includes information through March 25 which is Week 33 of 33

Timothy Wilson's Bowling Record - Team 8: Wisconsin Lift Truck

Week No.	Bowling Date	Old Ave	Old			Total	Pins	Gms	---Average Change---				High Game	High Sers	Points Won	Points Lost	%Won	
			-1-	-2-	-3-				New	Old	Change	+/-						
1	09/10/17	bk202	204	246	235	685	685	3	228.33	-	0.00	=	228.33	246	685	3.0	1.0	100.00 %
2	09/17/17	bk202	137	220	236	593	1278	6	213.00	-	228.33	=	-15.33	246	685	5.0	1.0	83.33 %
3	09/24/17	bk202				0	1278	6	213.00	-	213.00	=	0.00	246	685	5.0	1.0	83.33 %
4	10/01/17	bk202	157	222	176	555	1833	9	203.67	-	213.00	=	-9.33	246	685	6.0	3.0	66.67 %
5	10/08/17	203	214	169	201	584	2417	12	201.42	-	203.67	=	-2.25	246	685	8.0	4.0	66.67 %
6	10/08/17	201	154	143	162	459	2876	15	191.73	-	201.42	=	-9.68	246	685	8.0	7.0	53.33 %
7	10/15/17	191	198	158	190	546	3422	18	190.11	-	191.73	=	-1.62	246	685	10.0	8.0	55.56 %
8	10/29/17	190	200	174	257	631	4053	21	193.00	-	190.11	=	2.89	257	685	11.0	10.0	52.38 %
9	10/29/17	193	199	192	191	582	4635	24	193.13	-	193.00	=	0.13	257	685	13.0	11.0	54.17 %
10	11/05/17	193	148	193	182	523	5158	27	191.04	-	193.13	=	-2.09	257	685	13.5	13.5	50.00 %
11	11/12/17	191	200	154	187	541	5699	30	189.97	-	191.04	=	-1.07	257	685	15.5	14.5	51.67 %
12	11/19/17	189				0	5699	30	189.97	-	189.97	=	0.00	257	685	15.5	14.5	51.67 %
13	11/26/17	189	212	212	191	615	6314	33	191.33	-	189.97	=	1.37	257	685	17.5	15.5	53.03 %
14	11/26/17	191	202	212	182	596	6910	36	191.94	-	191.33	=	0.61	257	685	18.5	17.5	51.39 %
15	12/03/17	191	202	208	190	600	7510	39	192.56	-	191.94	=	0.62	257	685	20.5	18.5	52.56 %
16	12/10/17	192	220	196	186	602	8112	42	193.14	-	192.56	=	0.58	257	685	21.5	20.5	51.19 %

End of 1st part

17	12/17/17	193	155	234	224	613	8725	45	193.89	-	193.14	=	0.75	257	685	23.5	21.5	52.22 %
18	12/31/17	193	169	190	135	494	9219	48	192.06	-	193.89	=	-1.83	257	685	24.5	23.5	51.04 %
19	01/07/18	192	216	168	243	627	9846	51	193.06	-	192.06	=	1.00	257	685	25.5	25.5	50.00 %
20	01/14/18	193	158	144	205	507	10353	54	191.72	-	193.06	=	-1.34	257	685	26.5	27.5	49.07 %
21	01/21/18	191	223	226	226	675	11028	57	193.47	-	191.72	=	1.75	257	685	29.5	27.5	51.75 %
22	01/28/18	193				0	11028	57	193.47	-	193.47	=	0.00	257	685	29.5	27.5	51.75 %
23	02/04/18	193	144	171	267	582	11610	60	193.50	-	193.47	=	0.03	267	685	30.5	29.5	50.83 %
24	02/04/18	193	200	146	189	535	12145	63	192.78	-	193.50	=	-0.72	267	685	33.0	30.0	52.38 %
25	02/11/18	192	188	185	199	572	12717	66	192.68	-	192.78	=	-0.10	267	685	36.0	30.0	54.55 %
26	02/11/18	192	177	218	192	587	13304	69	192.81	-	192.68	=	0.13	267	685	37.0	32.0	53.62 %
27	02/18/18	192	213	254	257	724	14028	72	194.83	-	192.81	=	2.02	267	724	40.0	32.0	55.56 %
28	02/25/18	194	170	180	150	500	14528	75	193.71	-	194.83	=	-1.13	267	724	40.0	35.0	53.33 %
29	02/25/18	193	225	201	256	682	15210	78	195.00	-	193.71	=	1.29	267	724	42.0	36.0	53.85 %
30	03/04/18	195	212	191	172	575	15785	81	194.88	-	195.00	=	-0.12	267	724	43.0	38.0	53.09 %
31	03/11/18	194	231	209	202	642	16427	84	195.56	-	194.88	=	0.68	267	724	46.0	38.0	54.76 %
32	03/18/18	195	184	214	212	610	17037	87	195.83	-	195.56	=	0.27	267	724	47.0	40.0	54.02 %
33	03/25/18	195	247	224	203	674	17711	90	196.79	-	195.83	=	0.96	267	724	49.0	41.0	54.44 %



Sunday Morning Threesome

Sunday 9:00 AM

Lanes 3 - 16

Note: This report includes information through March 25 which is Week 33 of 33

Beth Rapavi's Bowling Record - Team 8: Wisconsin Lift Truck

Week No.	Bowling Date	Old Ave	---Average Change---			Total	Pins	Gms	New - Old ---> +/-			High Game	High Sers	Points Won	Points Lost	%Won		
			-1-	-2-	-3-													
1	09/10/17	bk208	213	199	234	646	646	3	215.33	-	0.00	=	215.33	234	646	2.0	1.0	66.67%
2	09/17/17	bk208	176	203	183	562	1208	6	201.33	-	215.33	=	-14.00	234	646	3.0	3.0	50.00%
3	09/24/17	bk208	207	178	199	584	1792	9	199.11	-	201.33	=	-2.22	234	646	3.0	6.0	33.33%
4	10/01/17	199	200	210	257	667	2459	12	204.92	-	199.11	=	5.81	257	667	4.0	8.0	33.33%
5	10/08/17	204	206	160	179	545	3004	15	200.27	-	204.92	=	-4.65	257	667	6.0	9.0	40.00%
6	10/08/17	200	196	214	184	594	3598	18	199.89	-	200.27	=	-0.38	257	667	7.0	11.0	38.89%
7	10/15/17	199	159	188	178	525	4123	21	196.33	-	199.89	=	-3.56	257	667	8.0	13.0	38.10%
8	10/29/17	196	169	190	246	605	4728	24	197.00	-	196.33	=	0.67	257	667	10.0	14.0	41.67%
9	10/29/17	197	253	237	220	710	5438	27	201.41	-	197.00	=	4.41	257	710	13.0	14.0	48.15%
10	11/05/17	201	205	191	143	539	5977	30	199.23	-	201.41	=	-2.17	257	710	15.0	15.0	50.00%
11	11/12/17	199	141	175	161	477	6454	33	195.58	-	199.23	=	-3.66	257	710	15.0	18.0	45.45%
12	11/19/17	195				0	6454	33	195.58	-	195.58	=	0.00	257	710	15.0	18.0	45.45%
13	11/26/17	195				0	6454	33	195.58	-	195.58	=	0.00	257	710	15.0	18.0	45.45%
14	11/26/17	195				0	6454	33	195.58	-	195.58	=	0.00	257	710	15.0	18.0	45.45%
15	12/03/17	195	171	227	190	588	7042	36	195.61	-	195.58	=	0.04	257	710	17.0	19.0	47.22%
16	12/10/17	195	235	196	218	649	7691	39	197.21	-	195.61	=	1.59	257	710	18.0	21.0	46.15%

End of 1st part

17	12/17/17	197	268	203	185	656	8347	42	198.74	-	197.21	=	1.53	268	710	19.0	23.0	45.24%
18	12/31/17	198	170	224	213	607	8954	45	198.98	-	198.74	=	0.24	268	710	21.0	24.0	46.67%
19	01/07/18	198	160	178	205	543	9497	48	197.85	-	198.98	=	-1.12	268	710	22.0	26.0	45.83%
20	01/14/18	197	211	201	198	610	10107	51	198.18	-	197.85	=	0.32	268	710	24.0	27.0	47.06%
21	01/21/18	198	200	254	240	694	10801	54	200.02	-	198.18	=	1.84	268	710	27.0	27.0	50.00%
22	01/28/18	200	216	199	232	647	11448	57	200.84	-	200.02	=	0.82	268	710	30.0	27.0	52.63%
23	02/04/18	200	204	179	190	573	12021	60	200.35	-	200.84	=	-0.49	268	710	31.0	29.0	51.67%
24	02/04/18	200	184	178	166	528	12549	63	199.19	-	200.35	=	-1.16	268	710	33.0	30.0	52.38%
25	02/11/18	199	164	189	170	523	13072	66	198.06	-	199.19	=	-1.13	268	710	34.0	32.0	51.52%
26	02/11/18	198	205	210	179	594	13666	69	198.06	-	198.06	=	0.00	268	710	36.0	33.0	52.17%
27	02/18/18	198	161	170	204	535	14201	72	197.24	-	198.06	=	-0.82	268	710	36.0	36.0	50.00%
28	02/25/18	197	203	162	153	518	14719	75	196.25	-	197.24	=	-0.98	268	710	36.0	39.0	48.00%
29	02/25/18	196	155	201	179	535	15254	78	195.56	-	196.25	=	-0.69	268	710	36.0	42.0	46.15%
30	03/04/18	195	158	170	204	532	15786	81	194.89	-	195.56	=	-0.68	268	710	37.0	44.0	45.68%
31	03/11/18	194	196	181	166	543	16329	84	194.39	-	194.89	=	-0.50	268	710	38.0	46.0	45.24%
32	03/18/18	194	158	195	204	557	16886	87	194.09	-	194.39	=	-0.30	268	710	41.0	46.0	47.13%
33	03/25/18	194	163	204	180	547	17433	90	193.70	-	194.09	=	-0.39	268	710	41.0	49.0	45.56%

<100	100's	125's	150's	175's	200's	225's	250's	275's	300's
		2	20	30	27	7	4		
<400	400's	450's	500's	550's	600's	650's	700's	750's	800's
		1	12	7	6	3	1		
Ave of Game 1			Ave of Game 2			Ave of Game 3			
190.23			195.53			195.33			

